



Weekly Market Information

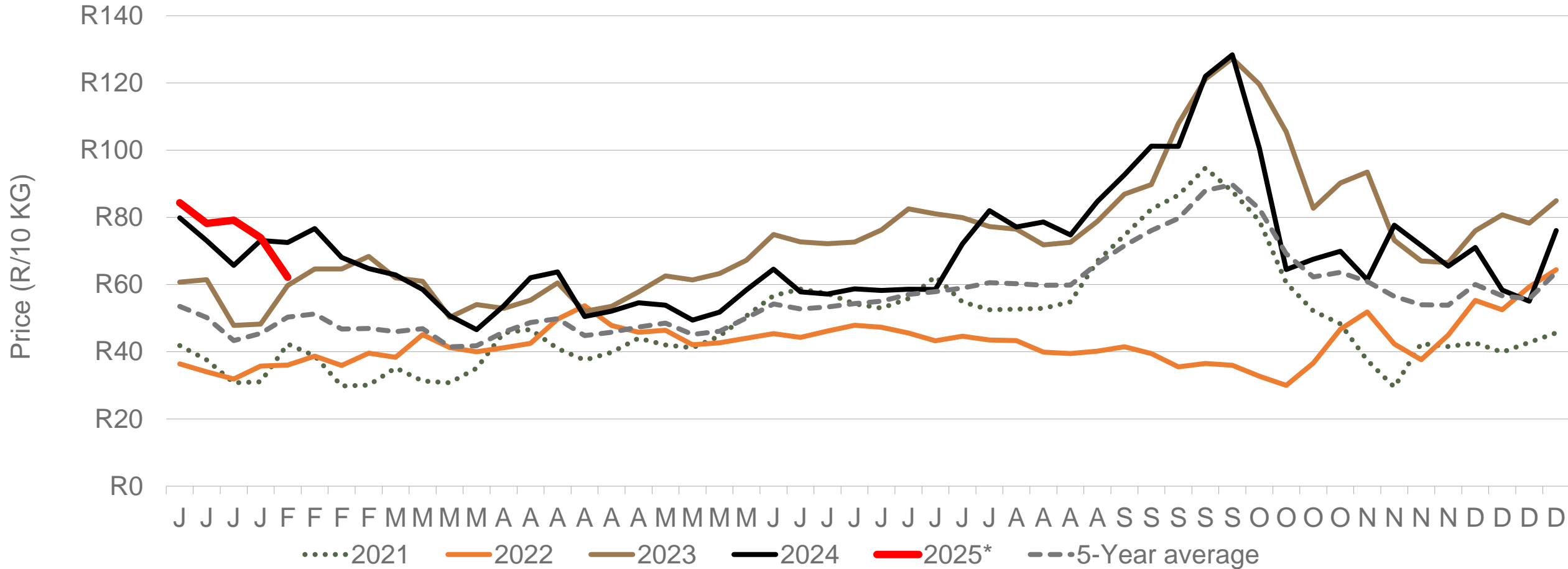
31 January 2025




Potatoes
Aartappels SA

www.potatoes.co.za


Average weekly price – all markets & all classes



Number of bags sold
24%
 (Week on Week)

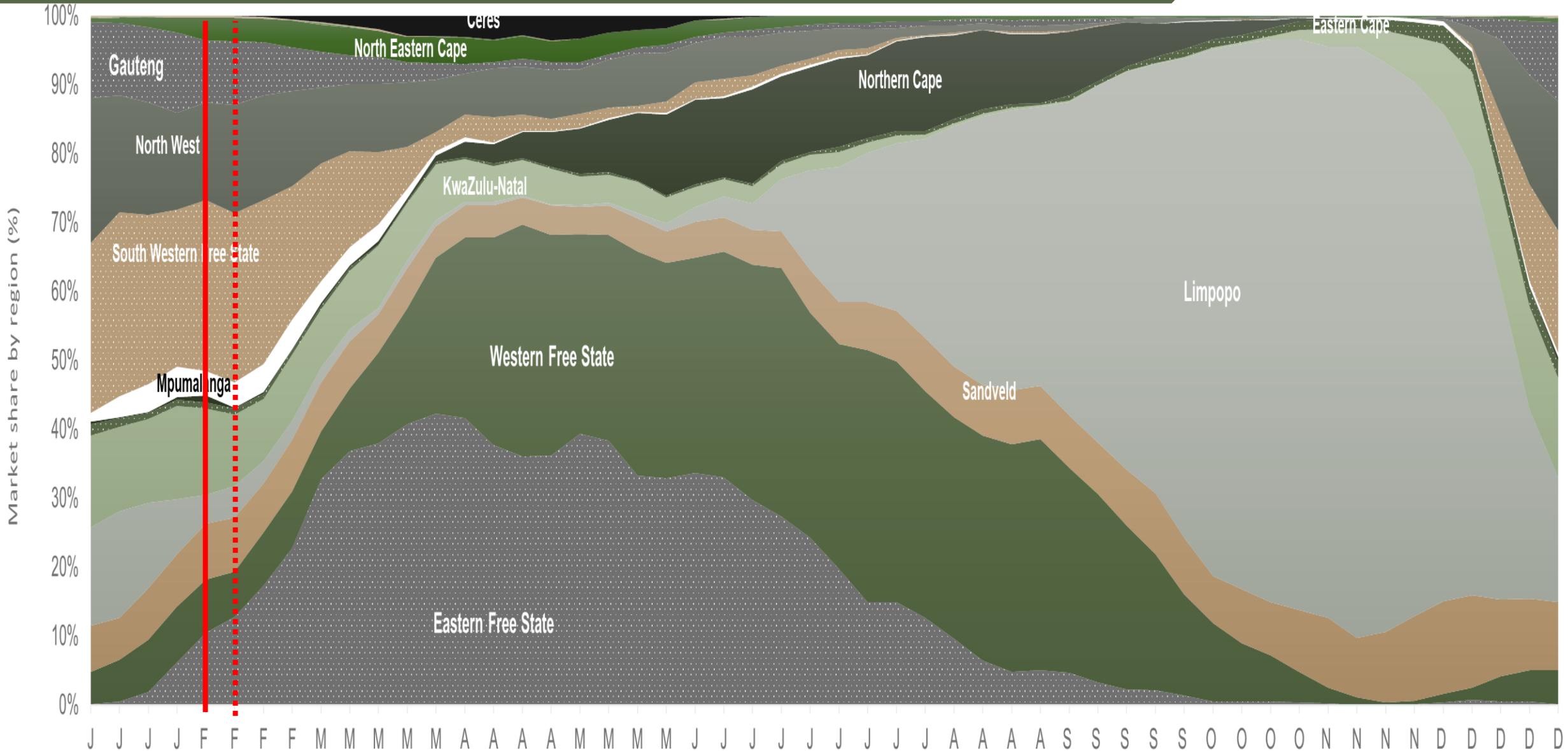


Average weekly price
16%
 (Week on week)



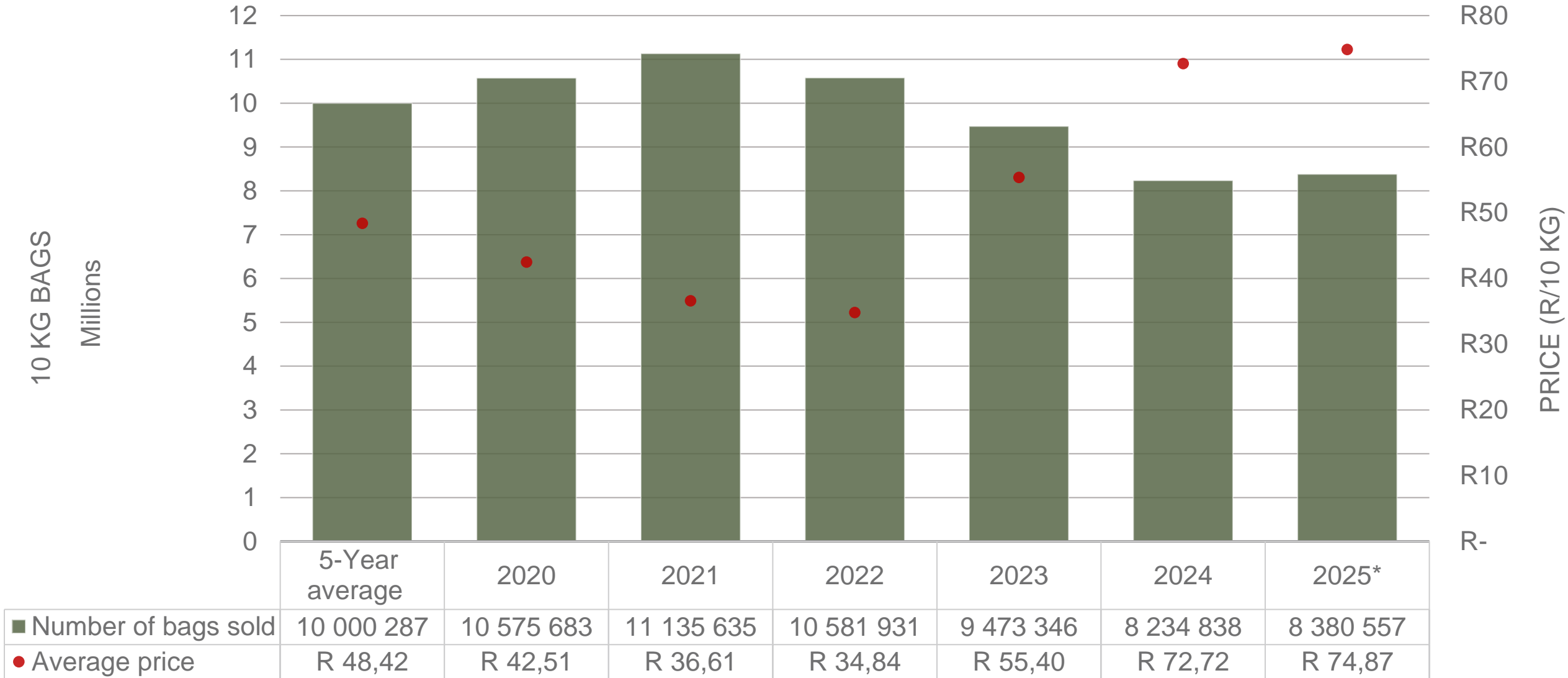
Data disclaimer: Potatoes SA does not take responsibility for the accuracy or interpretation of company data re-purposed by 3rd parties

Market share of regions on fresh produce markets 2019-2024



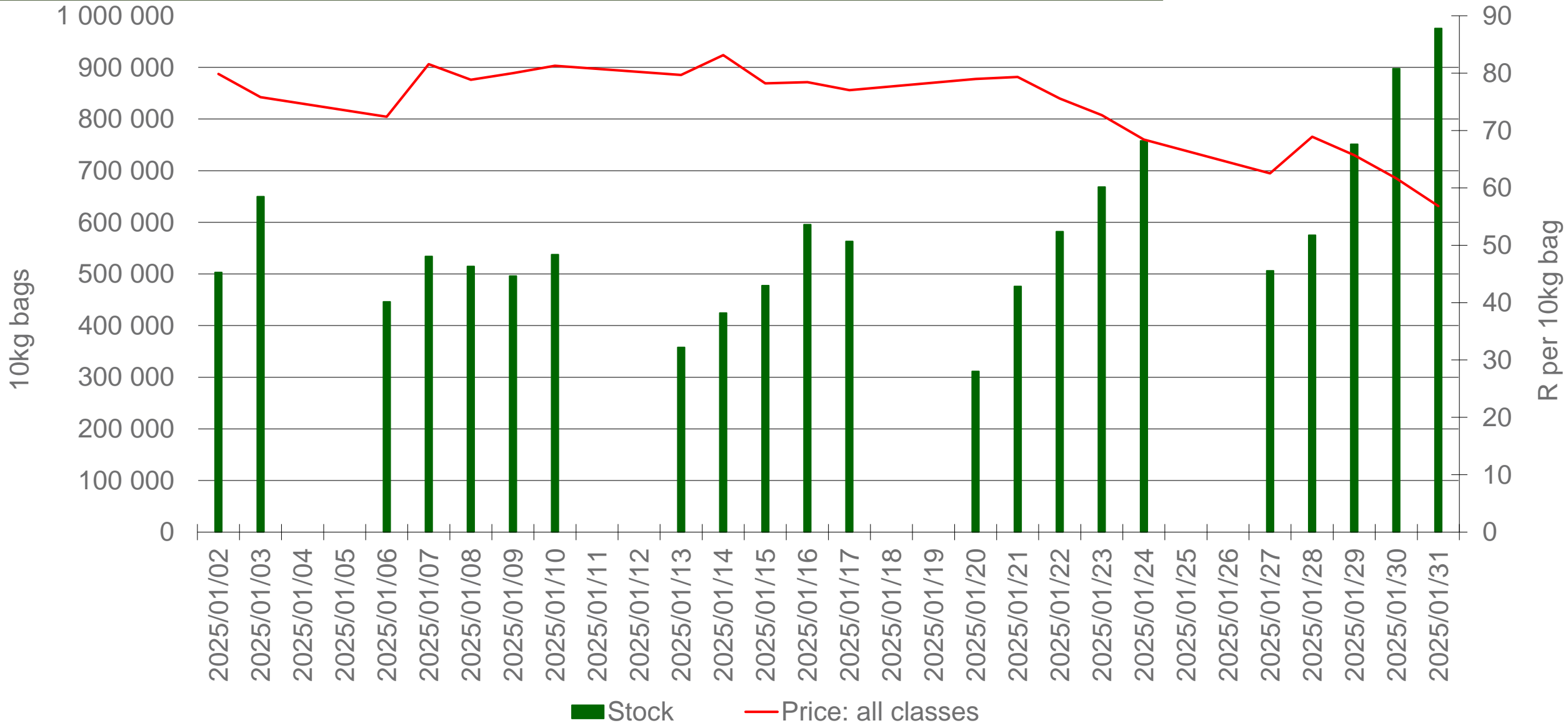
Data disclaimer: Potatoes SA does not take responsibility for the accuracy or interpretation of company data re-purposed by 3rd parties

Cumulative total number of 10 kg bags sold on markets:

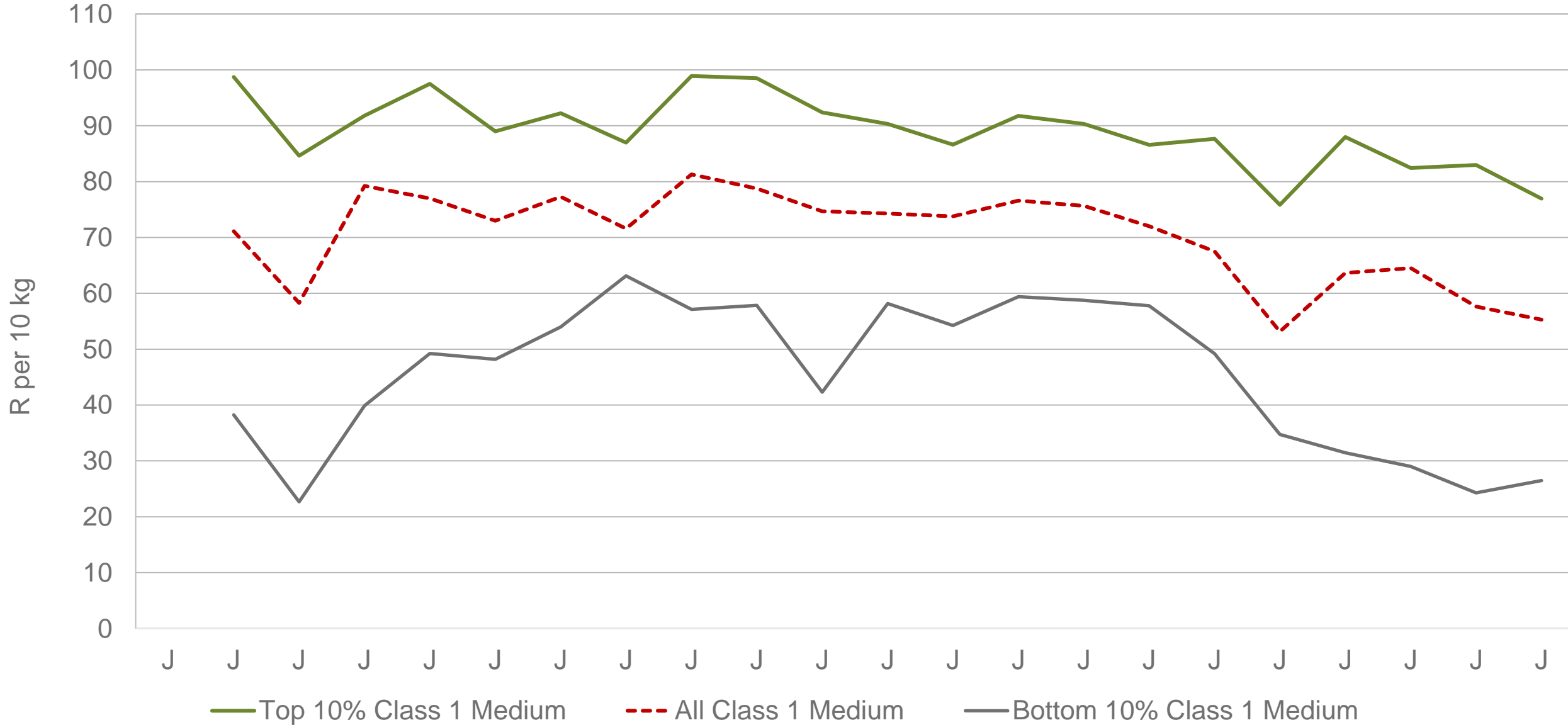


Sold 1 619 730 bags **less** than the **5-year average** (2020 to 2024) of the first 5 weeks of 2025

RSA daily Price versus Daily Available stocks (all classes & all sizes)

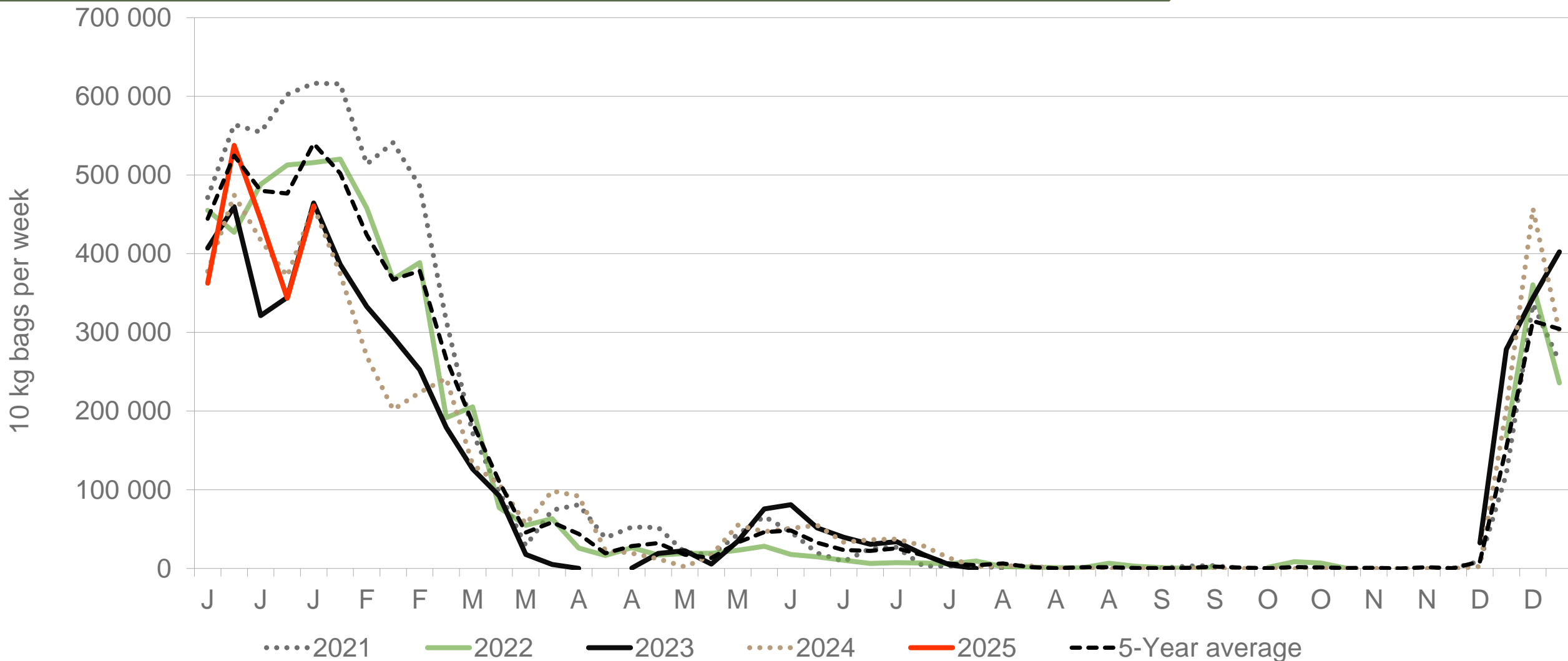


JHB market daily : Top 10% versus Bottom 10% prices – Class 1 Medium (Since January 2025)



Data disclaimer: Potatoes SA does not take responsibility for the accuracy or interpretation of company data re-purposed by 3rd parties

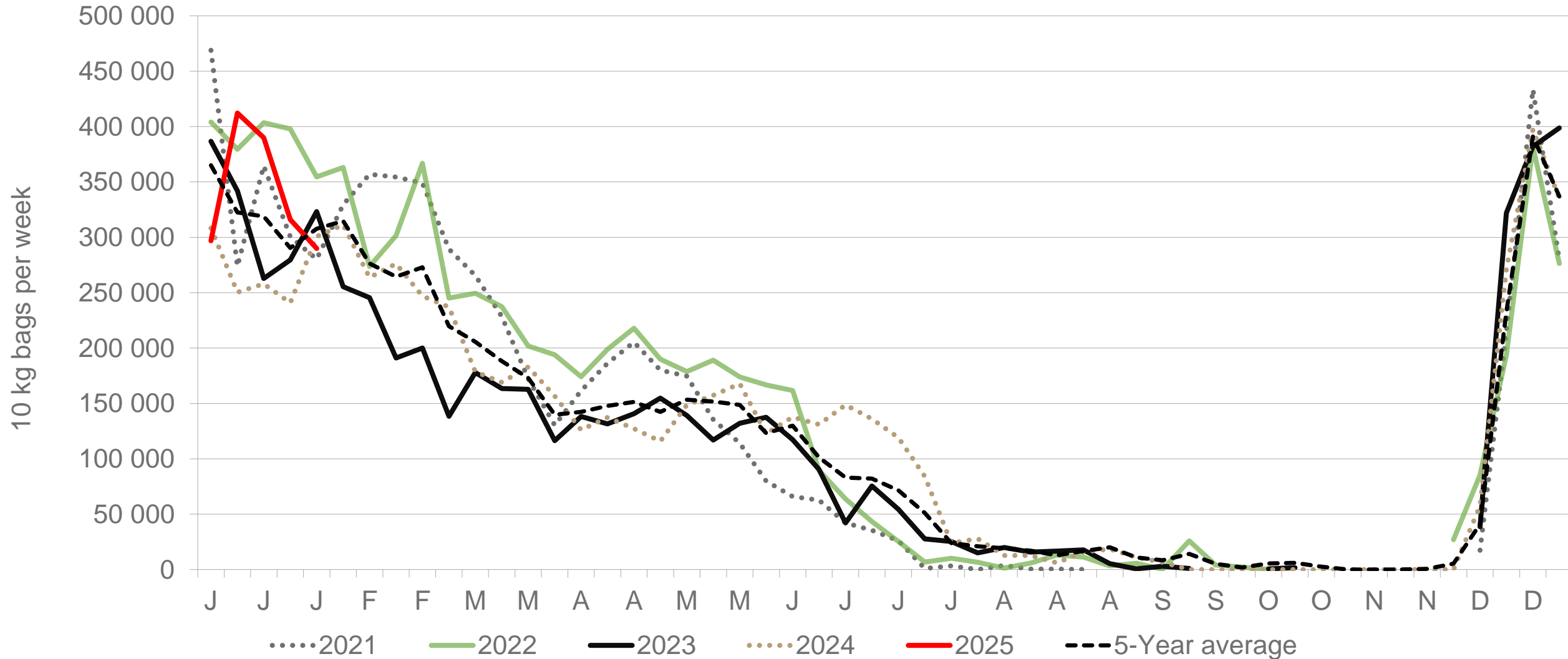
Southwestern Free State: Amount of 10 kg bags per week sold on FPMs (all classes)



Sold 2,23% bags **more** than the first 5 weeks of 2024 and 317 786 bags **less** than the 5-year average (2020 to 2024) of the first 5 weeks of each year.

Data disclaimer: Potatoes SA does not take responsibility for the accuracy or interpretation of company data re-purposed by 3rd parties

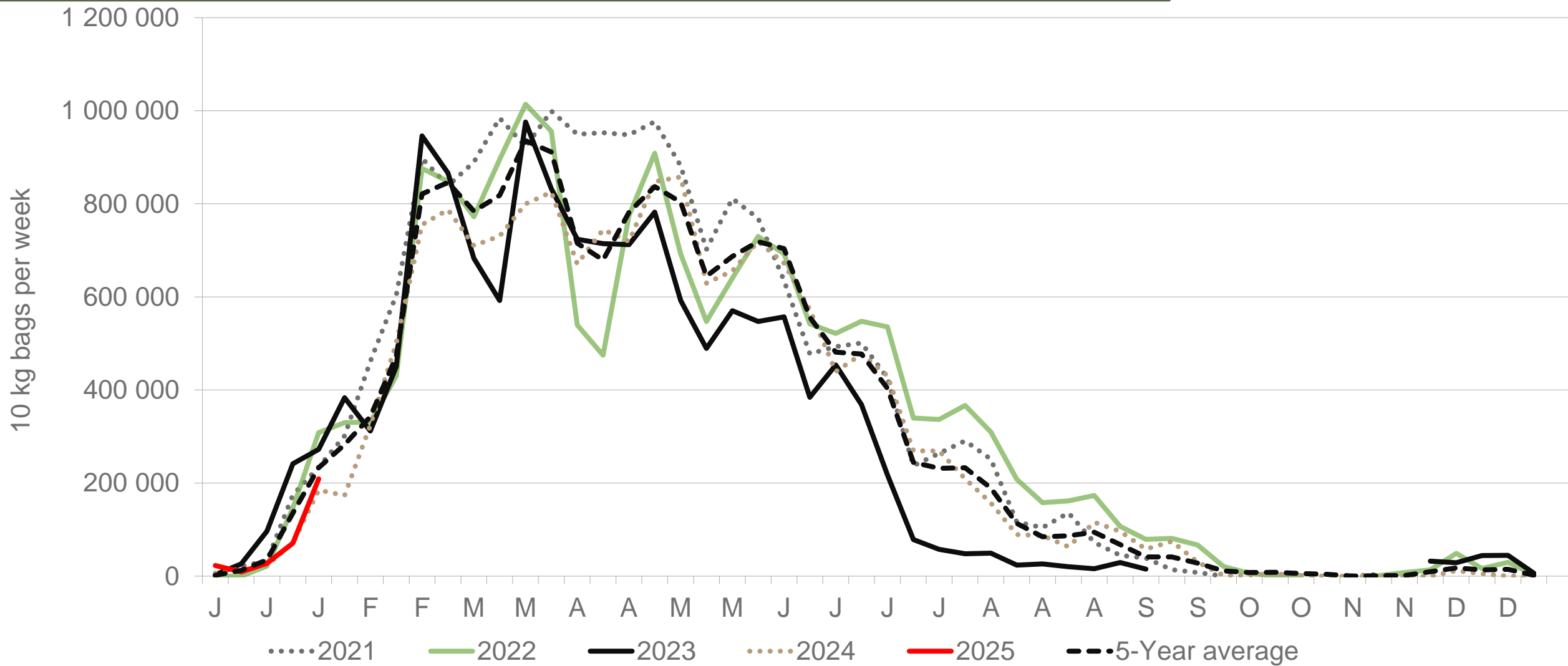
North-West: Amount of 10 kg bags per week sold on FPMs (all classes)



Sold 26% bags **more** than the first 5 weeks of 2024 and 100 309 bags **more** than the 5-year average (2020 to 2024) of the first 5 weeks of each year.

Data disclaimer: Potatoes SA does not take responsibility for the accuracy or interpretation of company data re-purposed by 3rd parties

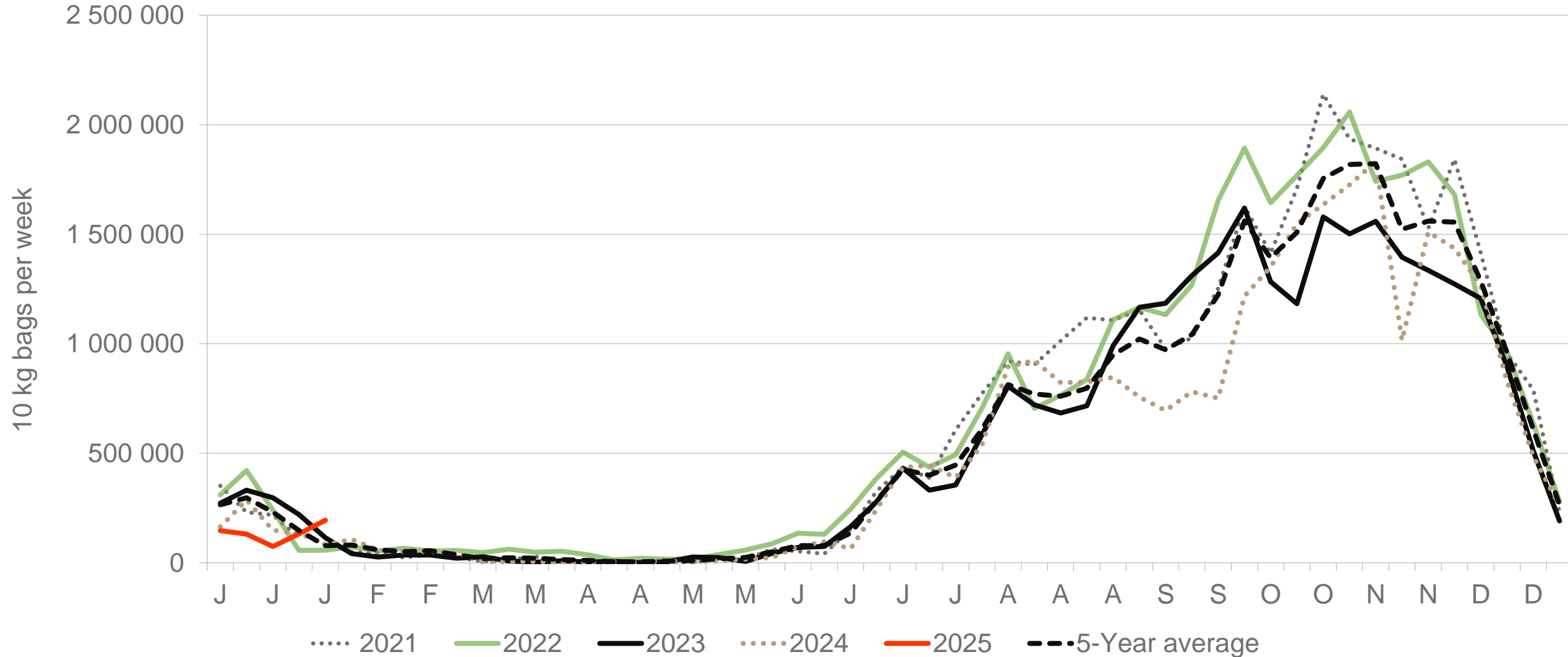
Eastern Free State: Amount of 10 kg bags per week sold on FPMs (all classes)



Sold 13% bags **more** than the first 5 weeks of 2024 and 78 721 bags **less** than the 5-year average (2020 to 2024) of the first 5 weeks of each year.

Data disclaimer: Potatoes SA does not take responsibility for the accuracy or interpretation of company data re-purposed by 3rd parties

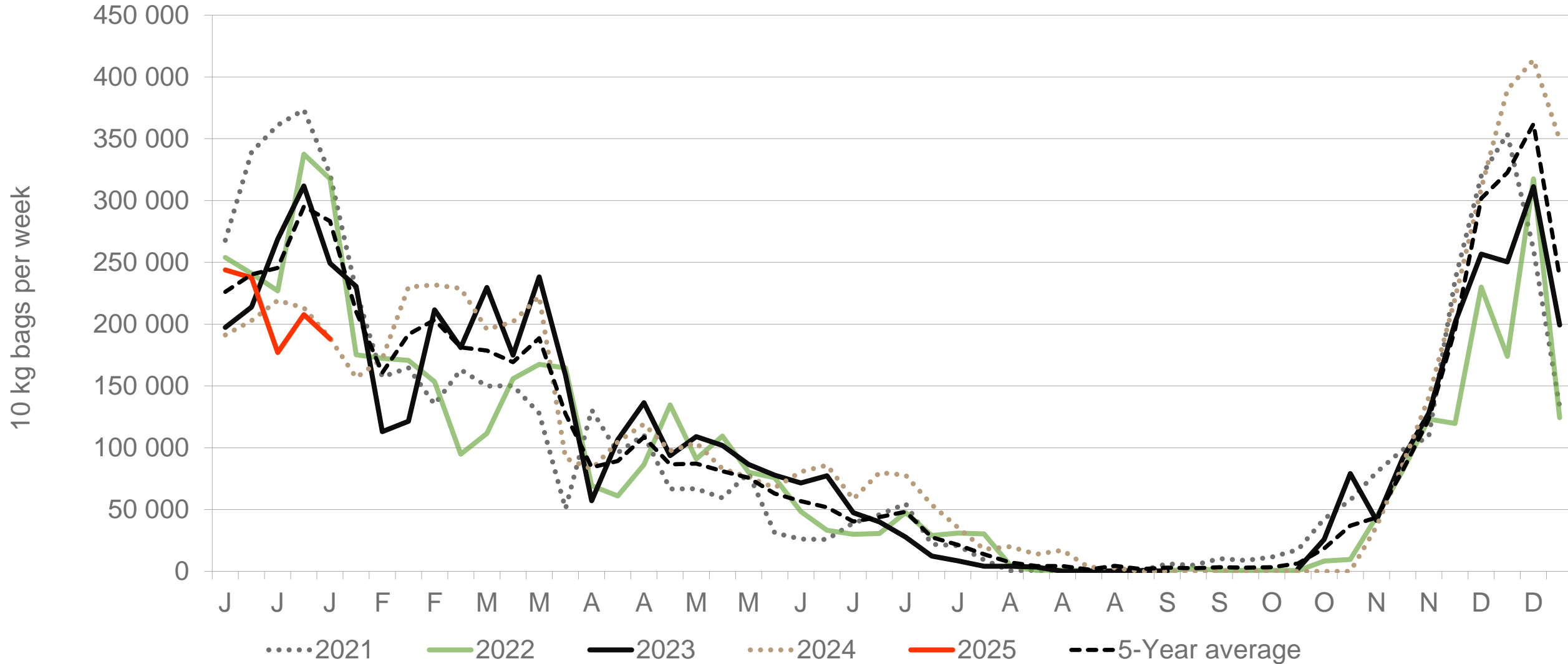
Limpopo: Amount of 10 kg bags per week sold on FPMs (all classes)



Sold 17% bags **less** than the first 5 weeks of 2024 and 339 344 bags **less** than the 5-year average (2020 to 2024) of the first 5 weeks of each year.

Data disclaimer: Potatoes SA does not take responsibility for the accuracy or interpretation of company data re-purposed by 3rd parties

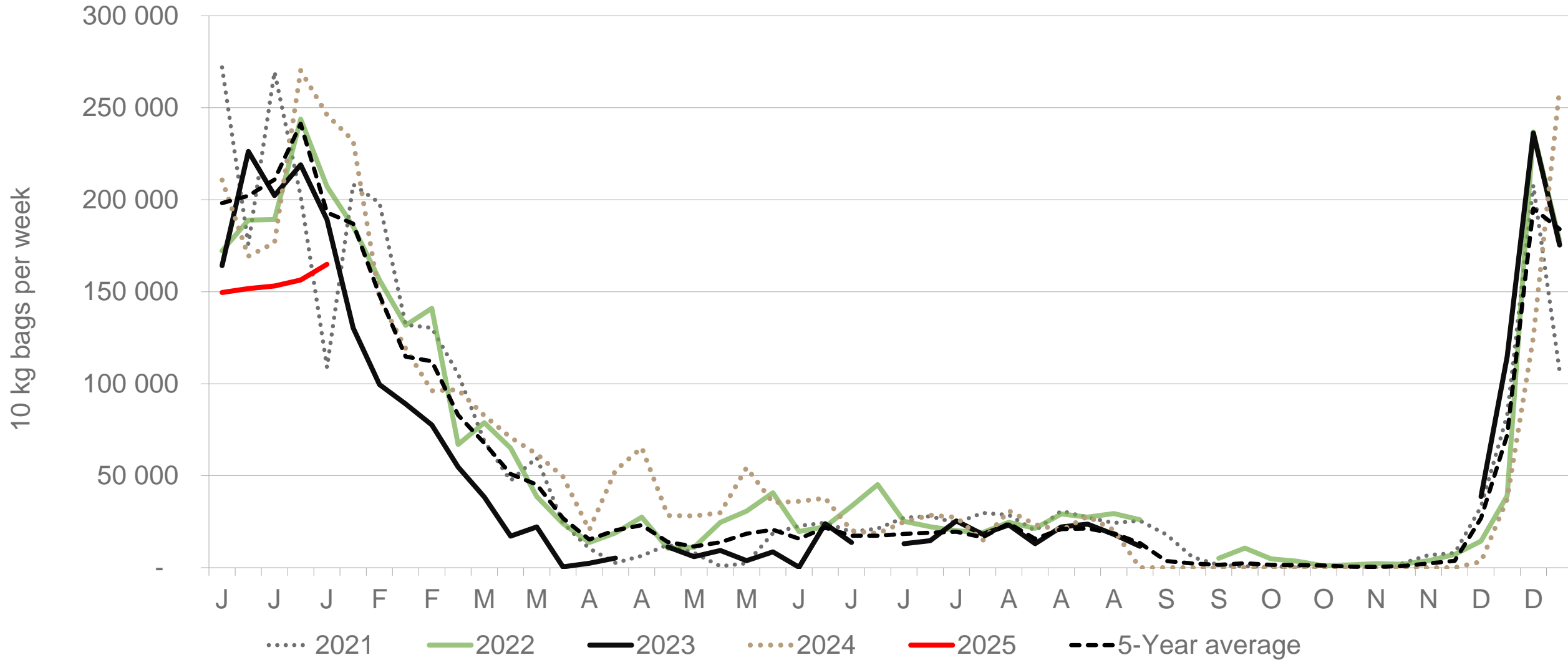
KwaZulu-Natal: Amount of 10 kg bags per week sold on FPMs (all classes)



Sold 3,89% bags **more** than the first 5 weeks of 2024 and 235 725 bags **less** than the 5-year average (2020 to 2024) of the first 5 weeks of each year.

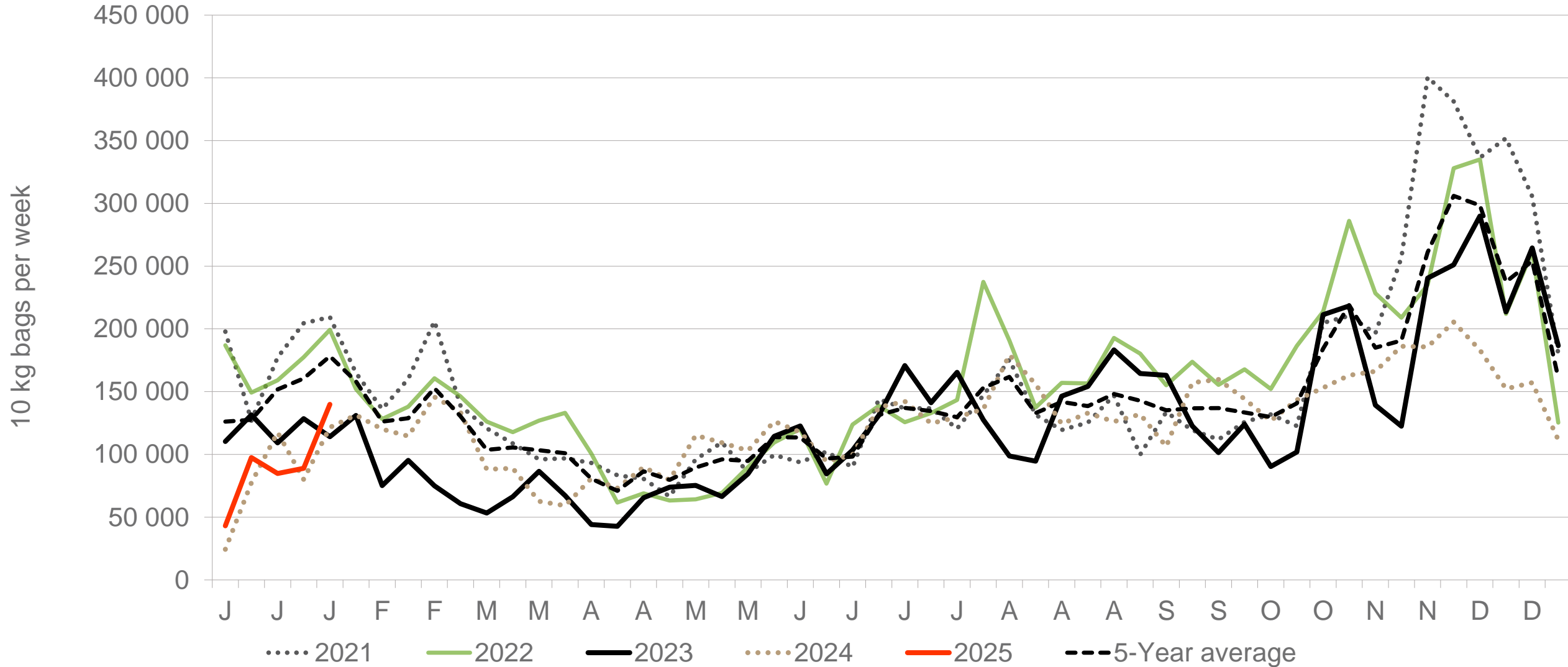
Data disclaimer: Potatoes SA does not take responsibility for the accuracy or interpretation of company data re-purposed by 3rd parties

Gauteng: Amount of 10 kg bags per week sold on FPMs (all classes)



Sold 28% bags **less** than the first 5 weeks of 2024 and 270 037 bags **less** than the 5-year average (2020 to 2024) of the first 5 weeks of each year.

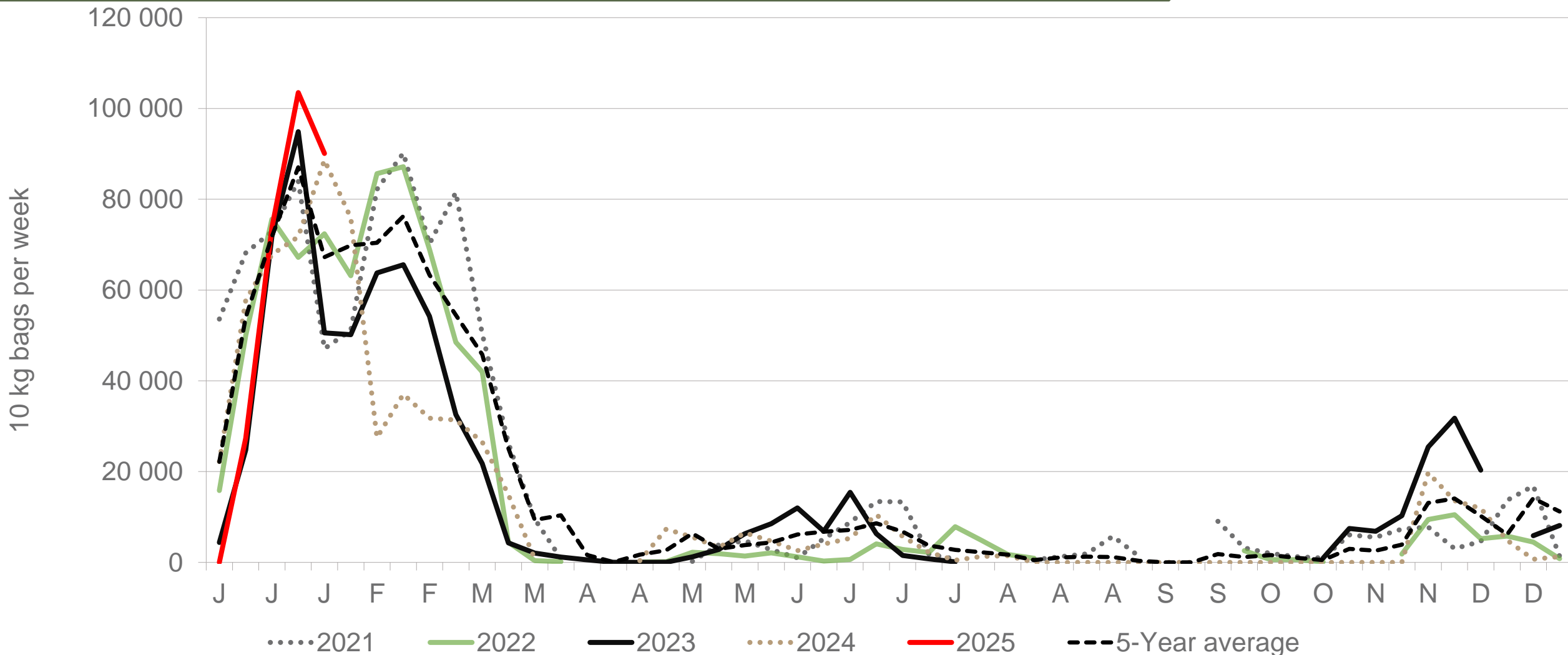
Sandveld: Amount of 10 kg bags per week sold on FPMs (all classes)



Sold 8% bags **more** than the first 5 weeks of 2024 and 290 050 bags **less** than the 5-year average (2020 to 2024) of the first 5 weeks of each year.

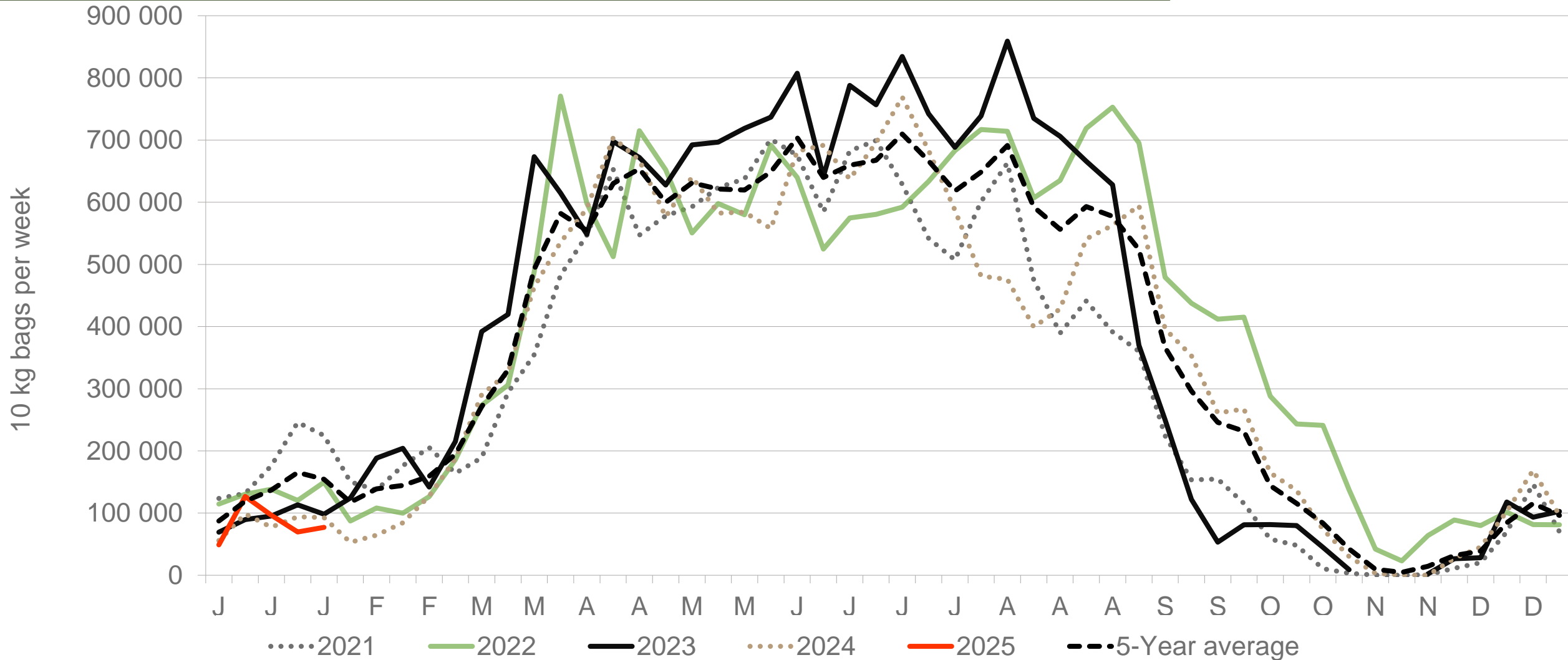
Data disclaimer: Potatoes SA does not take responsibility for the accuracy or interpretation of company data re-purposed by 3rd parties

Mpumalanga: Amount of 10 kg bags per week sold on FPMs (all classes)



Sold 4% bags **less** than the first 5 weeks of 2024 and 7 569 bags **less** than the 5-year average (2020 to 2024) of the 5 weeks of each year.

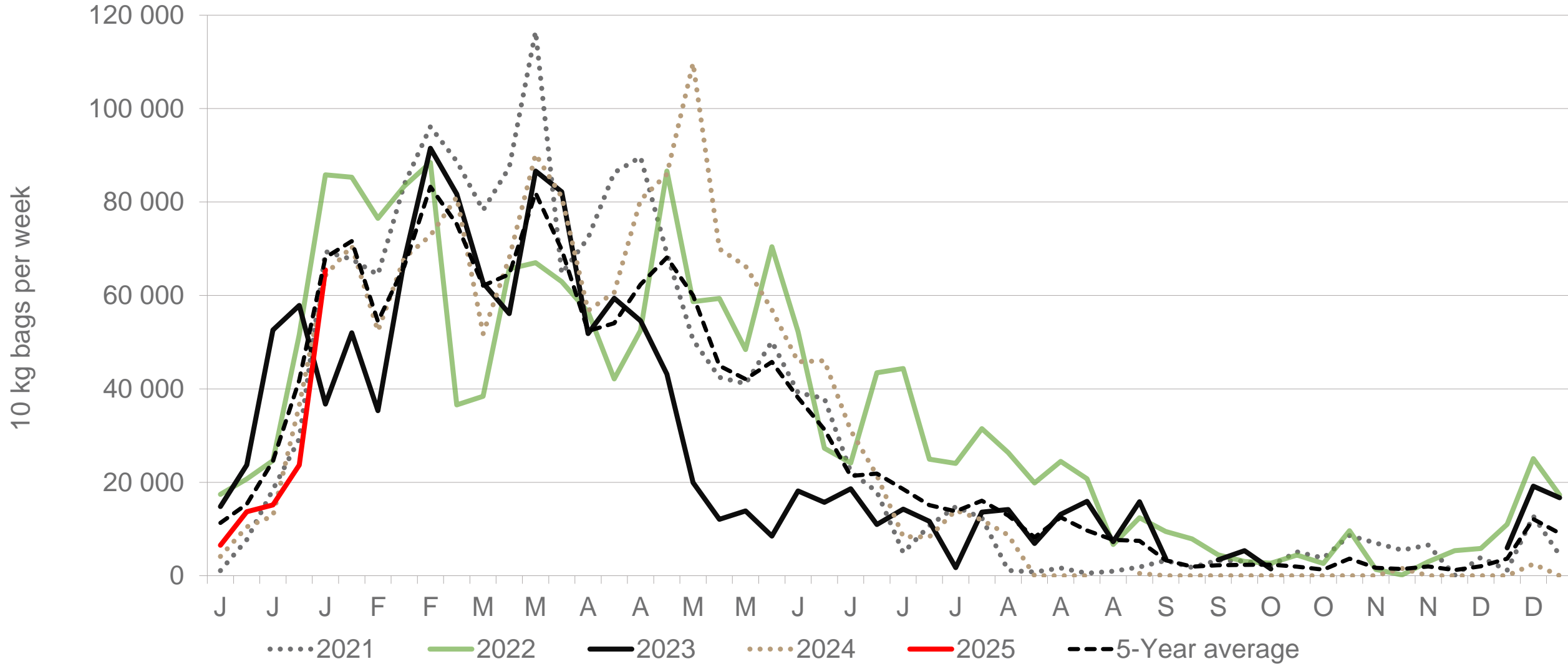
Western Free State : Amount of 10 kg bags per week sold on FPMs (all classes)



Sold 0% bags **more** than the first 5 weeks of 2024 and 244 368 bags **less** than the 5-year average (2020 to 2024) of the first 5 weeks of each year.

Data disclaimer: Potatoes SA does not take responsibility for the accuracy or interpretation of company data re-purposed by 3rd parties

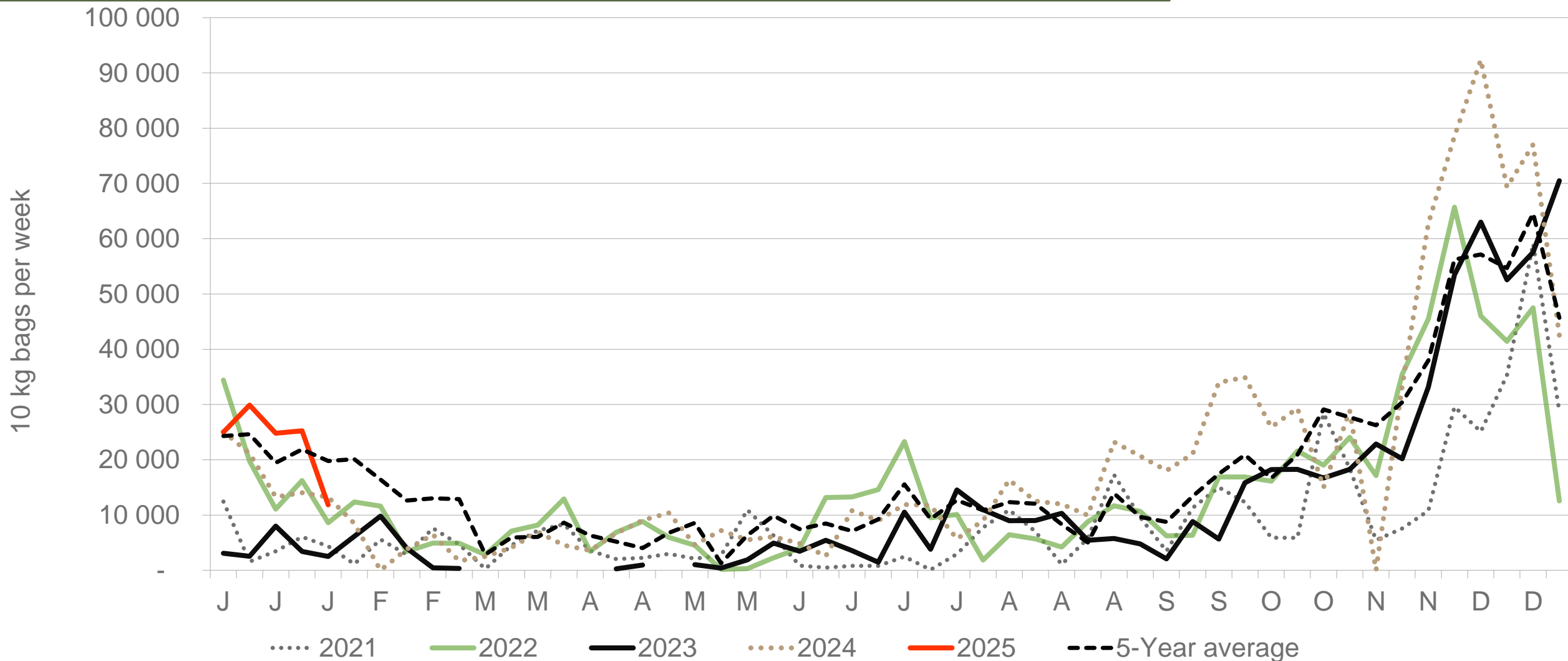
North Eastern Cape: Amount of 10 kg bags per week sold on FPMs (all classes)



Sold 3% bags **less** than the first 5 weeks of 2024 and 36 590 bags **less** than the 5-year average (2020 to 2024) of the first 5 weeks of each year.

Data disclaimer: Potatoes SA does not take responsibility for the accuracy or interpretation of company data re-purposed by 3rd parties

Eastern Cape: Amount of 10 kg bags per week sold on FPMs (all classes)



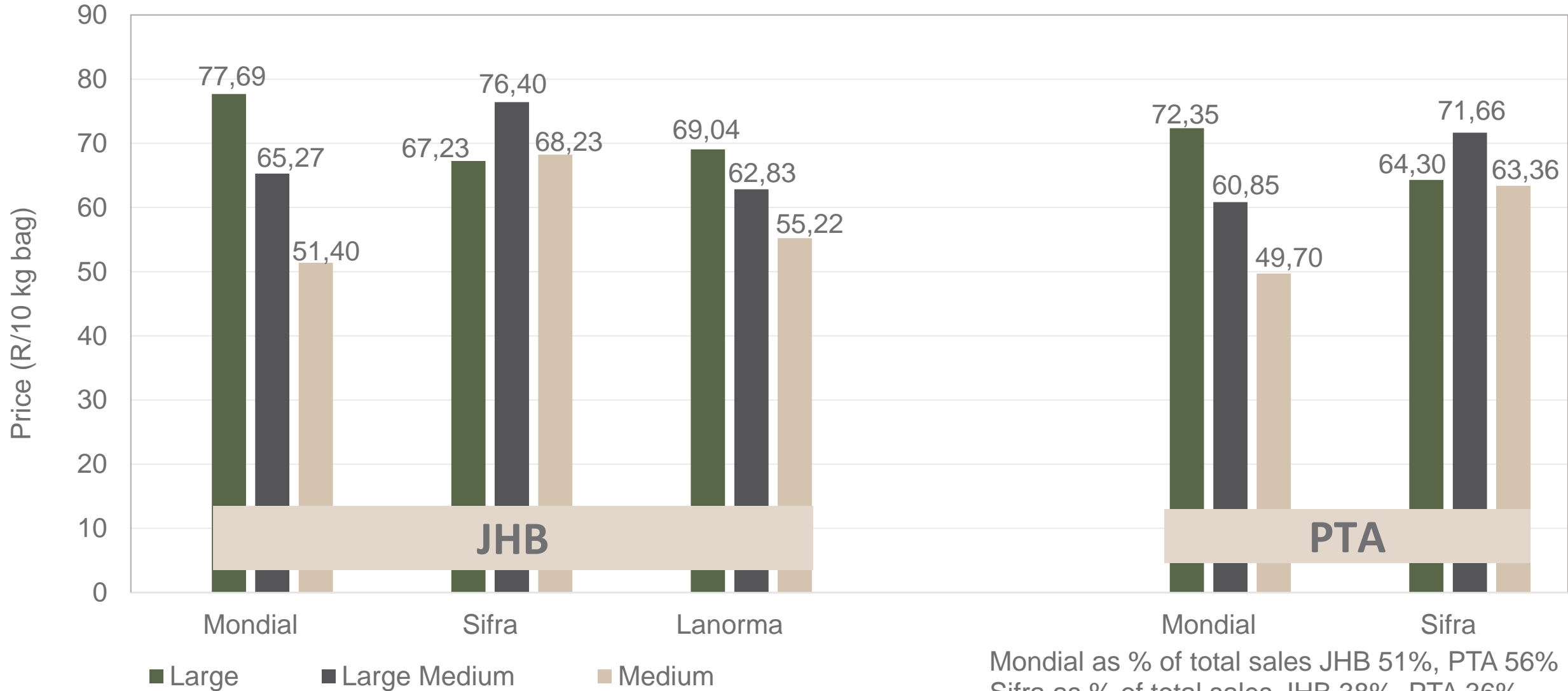
Sold 35% bags **more** than the first 5 weeks of 2024 and 26 838 bags **more** than the 5-year average (2020 to 2024) of the 5 weeks of each year.

Data disclaimer: Potatoes SA does not take responsibility for the accuracy or interpretation of company data re-purposed by 3rd parties

Average weekly prices and volumes for 10 kg bags of potatoes sold on selected markets from selected production regions

| Klas & Grootte | South Western Freestate | | | | North West | | | | Eastern Free State | | | | Limpopo | | | | KwaZulu-Natal | | | | Gauteng | | | | All Regions | | |
|----------------|-------------------------|--------|--------|--------|------------|--------|--------|--------|--------------------|--------|--------|--------|---------|--------|--------|--------|---------------|--------|--------|--------|---------|--------|--------|--------|-------------|--------|-------|
| | JOH | | PRE | | JOH | | PRE | | JOH | | PRE | | JOH | | PRE | | DUR | | PIE | | JOH | | PRE | | All Markets | | |
| | Volume | Prices | Volume | Prices | Volume | Prices | Volume | Prices | Volume | Prices | Volume | Prices | Volume | Prices | Volume | Prices | Volume | Prices | Volume | Prices | Volume | Prices | Volume | Prices | Volume | Prices | |
| | 10kg | R/10kg | 10kg | R/10kg | 10kg | R/10kg | 10kg | R/10kg | 10kg | R/10kg | 10kg | R/10kg | 10kg | R/10kg | 10kg | R/10kg | 10kg | R/10kg | 10kg | R/10kg | 10kg | R/10kg | 10kg | R/10kg | 10kg | R/10kg | |
| 1L | 36 254 | 68,70 | 15 386 | 67,12 | 42 805 | 72,39 | 17 632 | 66,27 | 27 663 | 76,65 | 14 762 | 72,94 | 17 015 | 68,85 | 8 522 | 65,91 | 8 320 | 68,72 | 4 514 | 72,73 | 24 934 | 68,40 | 3 325 | 53,37 | 400 991 | 72,85 | |
| 1L/M | 51 463 | 73,30 | 22 738 | 73,28 | 34 700 | 81,63 | 15 440 | 79,24 | 34 661 | 66,14 | 11 374 | 67,45 | 25 561 | 55,94 | 16 177 | 52,43 | 17 022 | 65,36 | 4 554 | 64,93 | 39 230 | 66,69 | 7 276 | 48,41 | 489 132 | 69,86 | |
| 1M | 28 360 | 70,62 | 14 780 | 70,96 | 24 022 | 71,55 | 11 347 | 69,84 | 19 426 | 57,08 | 5 852 | 58,36 | 28 856 | 47,95 | 10 803 | 44,23 | 10 831 | 66,75 | 4 465 | 65,45 | 33 441 | 55,43 | 9 294 | 48,42 | 374 391 | 63,51 | |
| 1S | 2 682 | 47,16 | 2 126 | 43,65 | 12 304 | 47,40 | 3 318 | 41,10 | 5 611 | 33,19 | 2 571 | 26,79 | 10 157 | 25,25 | 1 691 | 22,81 | 2 045 | 42,78 | 825 | 40,27 | 8 389 | 38,14 | 2 008 | 20,96 | 97 372 | 43,69 | |
| 1S/M | 8 896 | 55,90 | 5 677 | 56,58 | 12 781 | 62,92 | 6 512 | 57,28 | 5 321 | 40,20 | 1 567 | 37,30 | 17 505 | 31,06 | 2 273 | 32,20 | 2 136 | 69,13 | 19 | 52,89 | 9 872 | 41,65 | 3 473 | 37,16 | 116 416 | 50,79 | |
| 1XL | - | - | - | - | - | - | - | - | 220 | 80,00 | - | - | 23 | 61,96 | - | - | - | - | - | - | - | - | - | - | 243 | 78,29 | |
| 1XS | 2 463 | 61,42 | - | - | 4 906 | 39,02 | - | - | 1 102 | 21,89 | - | - | 2 362 | 28,21 | - | - | - | - | - | - | 1 207 | 28,16 | - | - | 12 939 | 36,92 | |
| 1XXS | - | - | - | - | - | - | - | - | - | - | - | - | - | - | - | - | - | - | - | - | - | - | - | - | - | - | |
| 2L | 3 667 | 63,43 | 3 464 | 62,10 | 6 194 | 59,49 | 2 503 | 62,52 | 3 616 | 58,71 | 4 788 | 68,04 | 1 227 | 49,12 | 3 467 | 63,78 | 2 060 | 59,36 | 1 525 | 71,92 | 1 664 | 49,38 | 238 | 52,44 | 87 835 | 65,03 | |
| 2L/M | 1 607 | 64,70 | 4 343 | 61,72 | 2 286 | 57,36 | 1 519 | 65,01 | 4 097 | 49,50 | 5 502 | 60,58 | 4 830 | 49,39 | 5 596 | 53,79 | 4 133 | 59,92 | 1 284 | 56,13 | 1 810 | 42,75 | 5 | 54,00 | 99 568 | 59,02 | |
| 2M | 47 | 49,68 | 2 617 | 59,50 | 2 929 | 48,35 | 841 | 49,54 | 3 304 | 41,83 | 1 482 | 48,19 | 3 626 | 36,61 | 6 371 | 40,91 | 3 261 | 50,69 | 3 868 | 42,34 | 3 210 | 35,98 | 200 | 41,58 | 86 093 | 52,05 | |
| 2S | - | - | - | - | 166 | 30,00 | 290 | 27,45 | 551 | 20,36 | 490 | 25,34 | 93 | 15,85 | 2 700 | 20,69 | 1 067 | 35,61 | - | - | 1 294 | 23,90 | 215 | 23,30 | 16 333 | 32,86 | |
| 2S/M | - | - | 167 | 34,46 | 323 | 46,32 | 673 | 50,76 | 32 | 35,00 | 110 | 17,27 | 1 269 | 26,71 | 1 199 | 34,62 | - | - | - | - | - | - | - | - | 11 833 | 43,21 | |
| 2XL | - | - | - | - | - | - | - | - | 110 | 80,00 | - | - | - | - | - | - | - | - | - | - | - | - | - | - | 110 | 80,00 | |
| 2XS | 185 | 29,73 | - | - | - | - | - | - | - | - | - | - | 474 | 19,65 | - | - | - | - | - | - | - | - | - | - | 2 584 | 15,00 | |
| 2XXS | - | - | - | - | - | - | - | - | - | - | - | - | - | - | - | - | - | - | - | - | - | - | - | - | - | - | |
| 3L | 1 827 | 33,72 | 737 | 33,08 | 587 | 58,92 | 1 973 | 39,57 | 3 248 | 43,06 | 2 501 | 52,98 | 1 870 | 40,00 | 3 029 | 42,96 | - | - | 1 002 | 33,26 | 436 | 44,89 | - | - | 31 820 | 47,95 | |
| 3L/M | 999 | 30,18 | 458 | 24,14 | 7 016 | 48,49 | 3 470 | 47,15 | 759 | 29,12 | 825 | 57,97 | 440 | 46,25 | 85 | 37,35 | 709 | 34,16 | - | - | 371 | 50,39 | - | - | 28 803 | 45,88 | |
| 3M | 5 292 | 30,32 | 3 672 | 30,11 | 6 342 | 43,20 | 2 268 | 35,25 | 3 556 | 29,69 | 1 882 | 27,36 | 1 523 | 26,90 | 3 162 | 20,36 | - | - | 271 | 50,00 | 750 | 28,00 | 44 | 48,64 | 54 011 | 37,33 | |
| 3S/M | - | - | - | - | 870 | 37,13 | 100 | 27,70 | - | - | - | - | - | - | - | - | - | - | - | - | - | - | - | - | 1 662 | 38,02 | |
| 3XS | - | - | - | - | - | - | - | - | - | - | - | - | - | - | - | - | - | - | - | - | - | - | - | - | - | - | |
| 3XXS | - | - | - | - | - | - | - | - | - | - | - | - | - | - | - | - | - | - | - | - | - | - | - | - | - | - | |
| 4L | - | - | - | - | - | - | - | - | - | - | 3 107 | 52,76 | - | - | - | - | - | - | - | - | - | - | - | - | 4 420 | 49,30 | |
| 4L/M | - | - | - | - | - | - | - | - | - | - | 2 876 | 47,95 | - | - | - | - | 1 718 | 32,82 | - | - | - | - | - | - | 5 396 | 41,92 | |
| 4M | - | - | - | - | - | - | - | - | - | - | 382 | 34,45 | - | - | 1 062 | 10,42 | - | - | 20 | 45,00 | - | - | - | 811 | 38,64 | 6 671 | 30,27 |
| 4S | - | - | - | - | - | - | - | - | - | - | - | - | - | - | - | - | - | - | - | - | - | - | 10 | 10,00 | 26 | 7,54 | |
| 4S/M | - | - | - | - | - | - | - | - | - | - | - | - | - | - | - | - | - | - | - | - | - | - | 23 | 19,57 | 1 093 | 45,46 | |
| Total | 143 742 | 67,04 | 76 954 | 64,74 | 158 231 | 66,81 | 68 995 | 63,66 | 113 387 | 60,04 | 60 444 | 59,74 | 117 821 | 46,93 | 67 528 | 46,14 | 53 690 | 61,86 | 25 024 | 56,38 | 126 608 | 57,70 | 27 281 | 44,61 | 1 952 709 | 62,17 | |

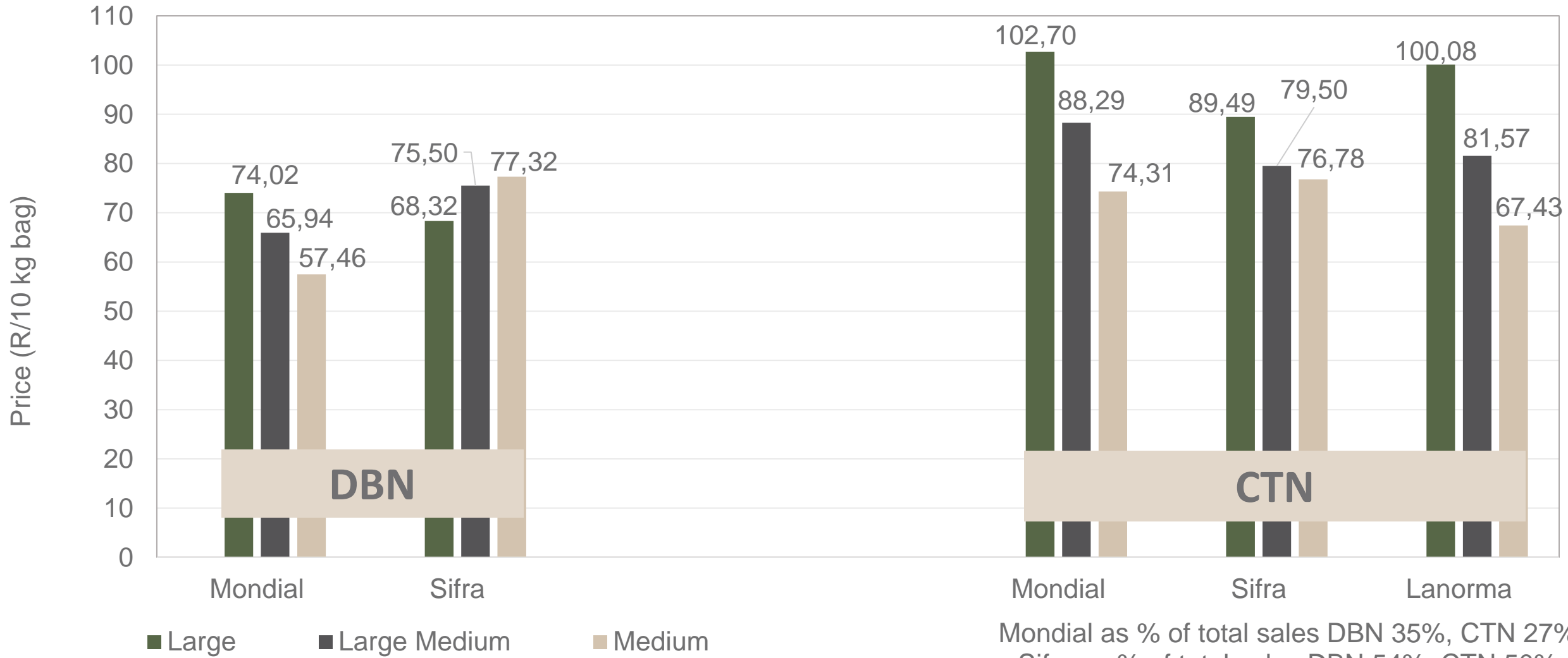
PTA & JHB markets: Average Prices - Different Sizes (only 10 kg bags)



Mondial as % of total sales JHB 51%, PTA 56%
 Sifra as % of total sales JHB 38%, PTA 36%
 Lanorma as % of total sales JHB 4%, PTA 0%

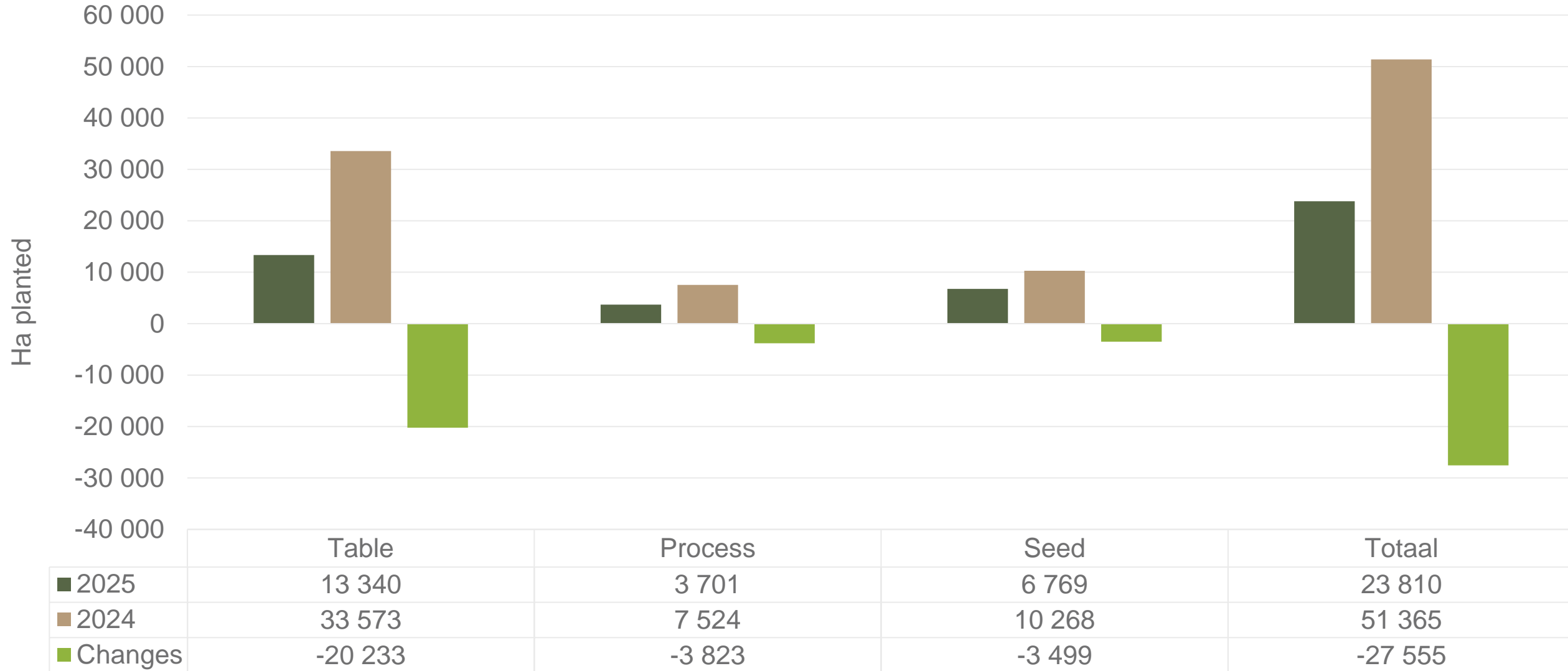
Data disclaimer: Potatoes SA does not take responsibility for the accuracy or interpretation of company data re-purposed by 3rd parties

DBN & CTN markets: Average Prices - Different Sizes (only 10 kg bags)



Mondial as % of total sales DBN 35%, CTN 27%
 Sifra as % of total sales DBN 54%, CTN 50%
 Lanorma as % of total sales DBN 0%, CTN 12%

Hectares planted to date for season 2023 versus 2024



Regions finished: Gauteng early, North West main, Eastern Free State main, Western Free State main, Ceres main, Northern cape early and main, Mpumalanga main

Data disclaimer: Potatoes SA does not take responsibility for the accuracy or interpretation of company data re-purposed by 3rd parties

Thank you for your time

Feel free to contact us



Dikgetho@potatoes.co.za

Billy@potatoes.co.za

Jodie@potatoes.co.za



+27 (0)12 349 1906



6 De Havilland Crescent
Persequor Techno Park
Persequor Park
Pretoria



www.potatoes.co.za



Potatoes
Aartappels SA