



Weekly Market Information

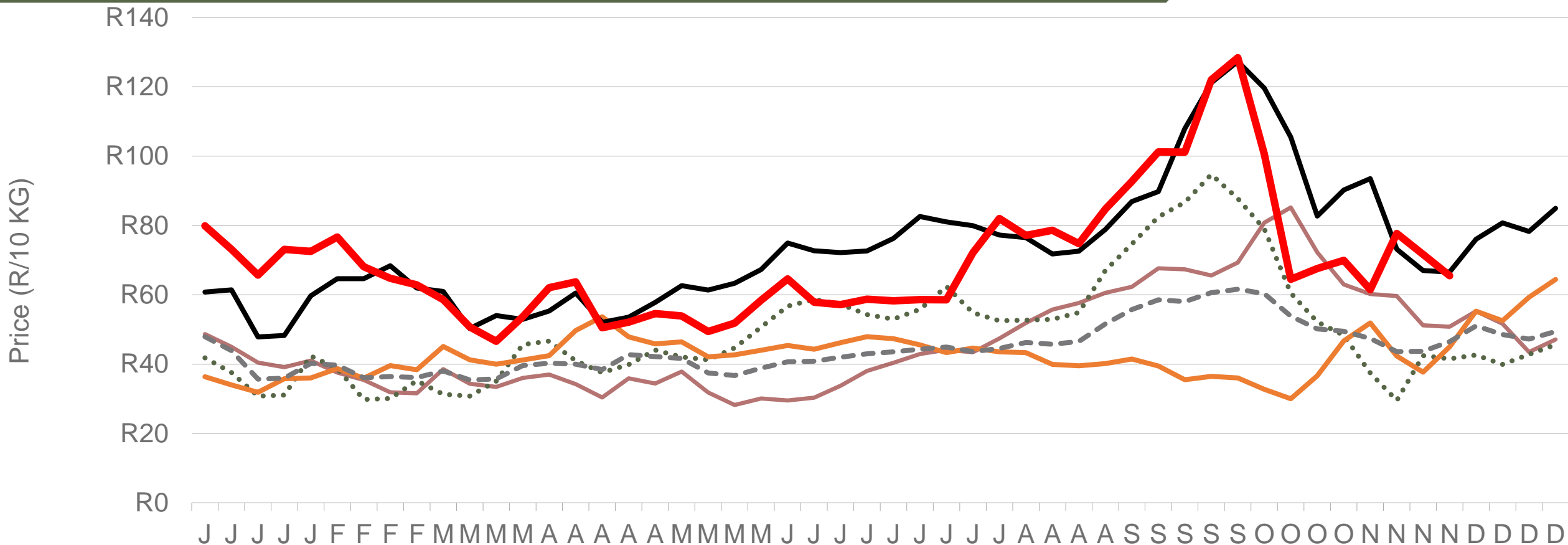
29 November 2024



**Potatoes
Aartappels SA**

www.potatoes.co.za


Average weekly price – all markets & all classes



Number of bags sold

5%


(Week on Week)



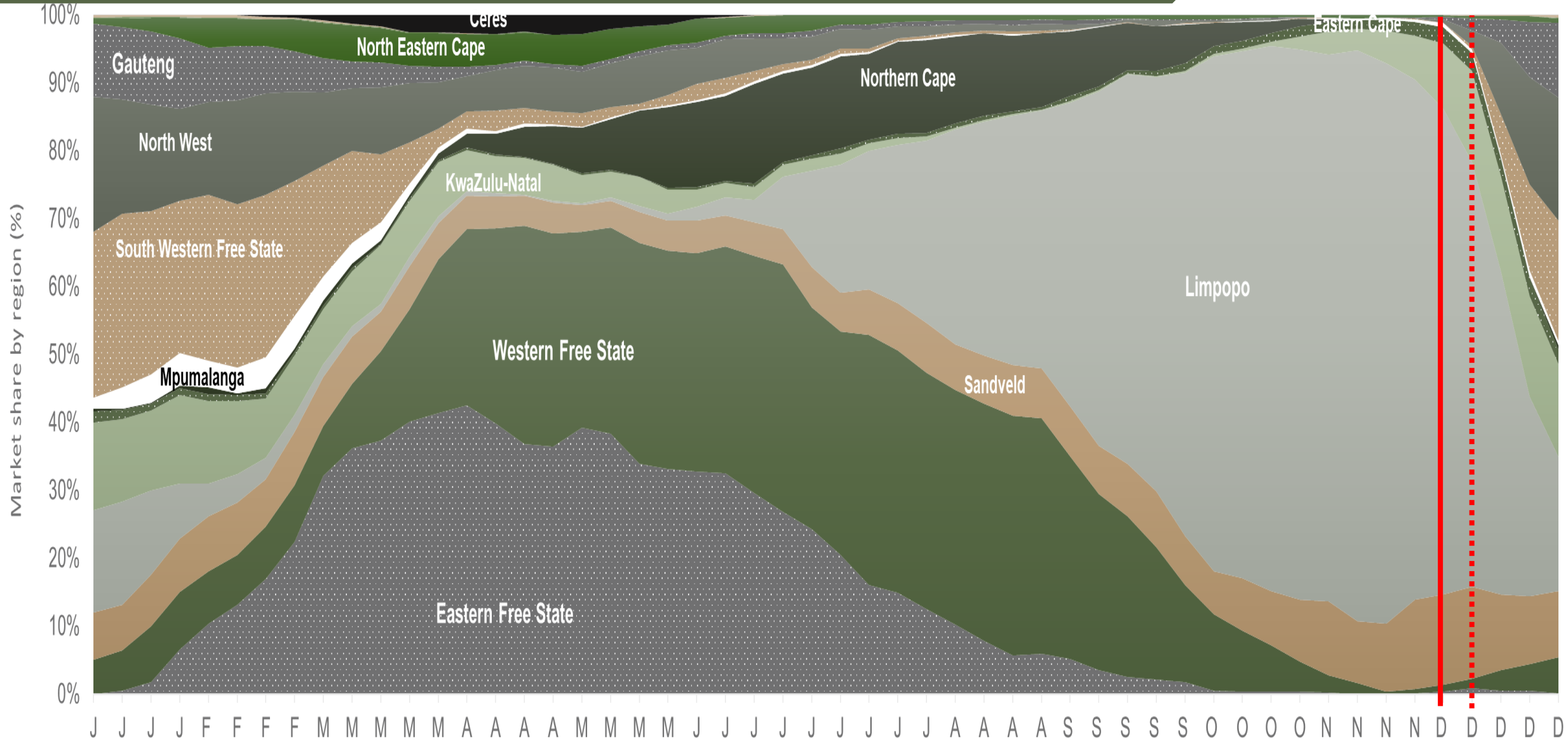
Average weekly price

9%

(Week on week)



Market share of regions on fresh produce markets



Data disclaimer: Potatoes SA does not take responsibility for the accuracy or interpretation of company data re-purposed by 3rd parties

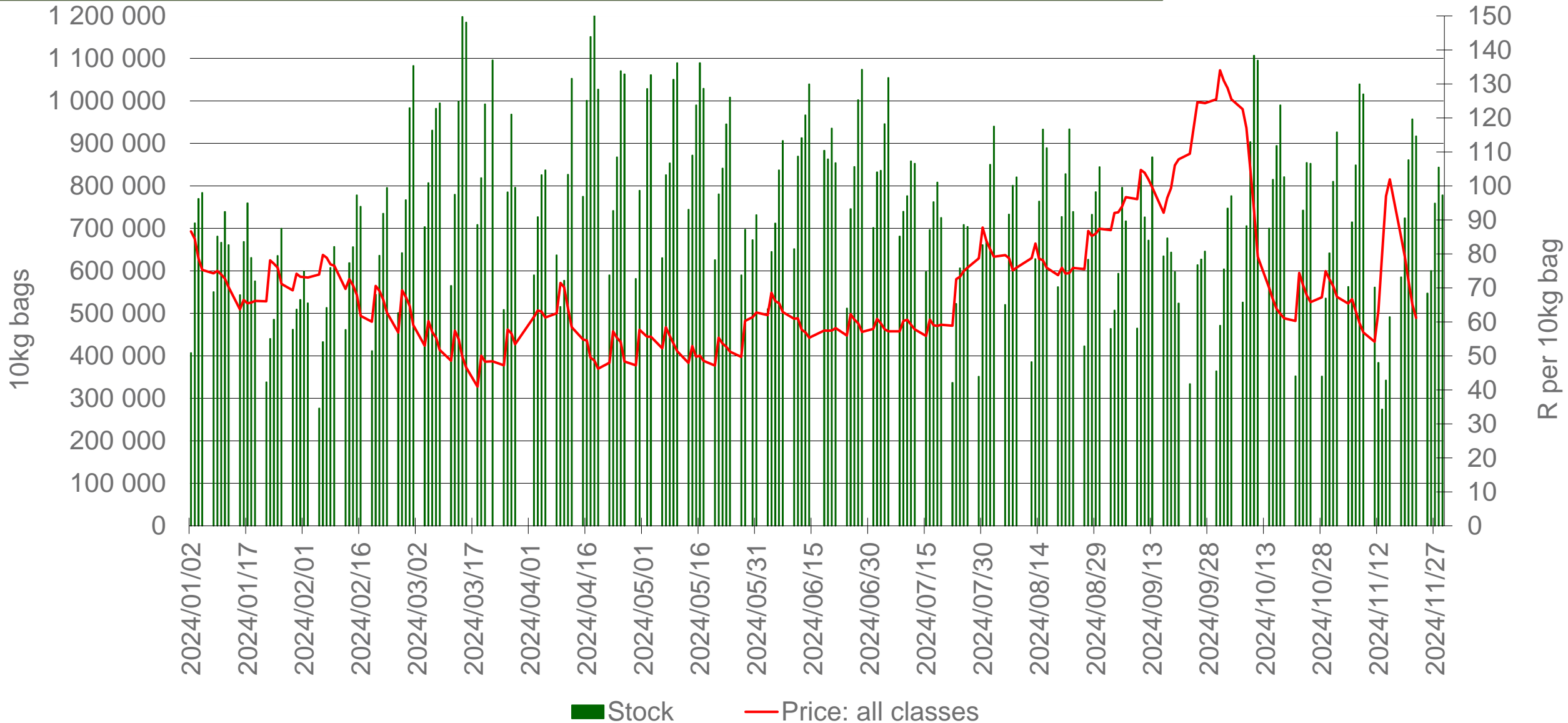
Cumulative total number of 10 kg bags sold on markets:



Sold 8 308 459 bags **less** than the **5-year average** (2019 to 2023) of the first 48 weeks of 2024

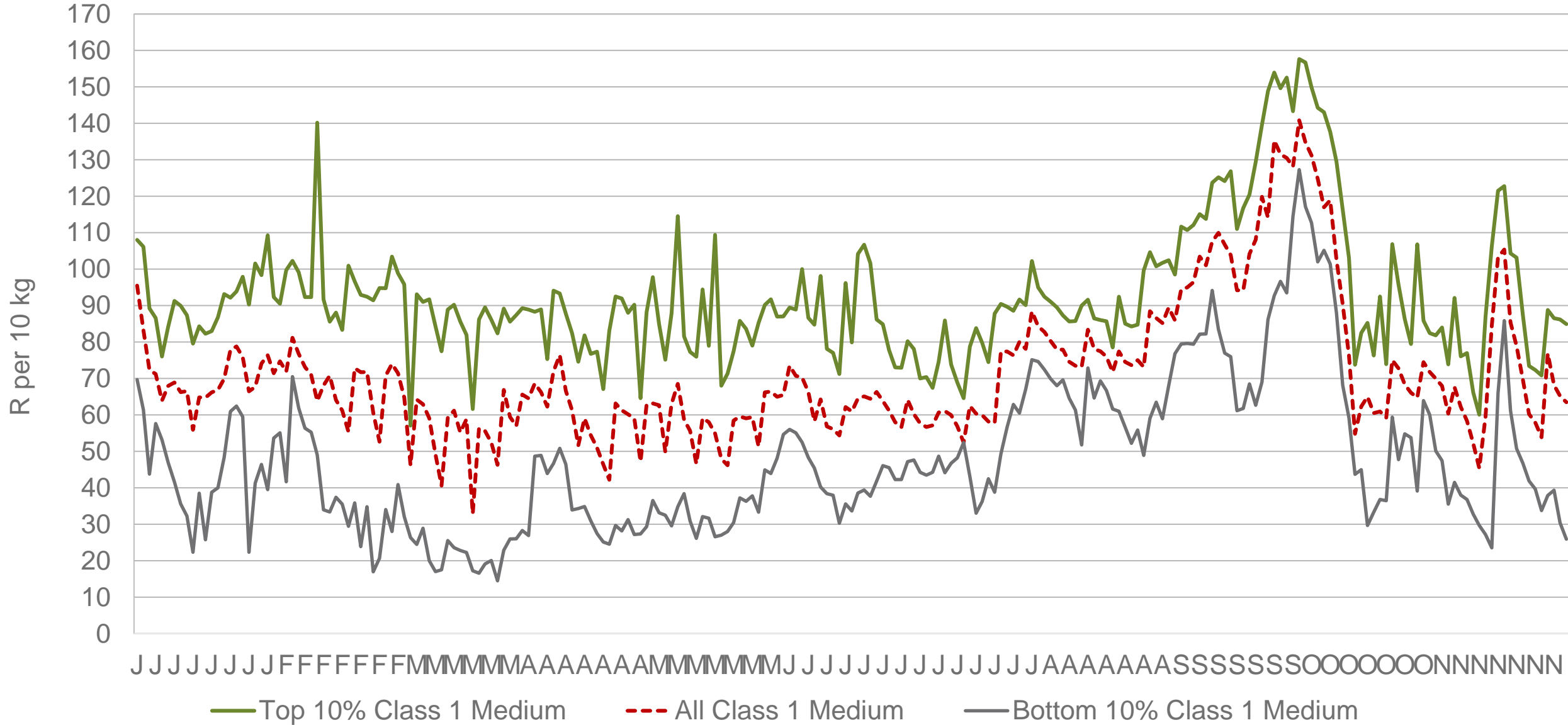
Data disclaimer: Potatoes SA does not take responsibility for the accuracy or interpretation of company data re-purposed by 3rd parties

RSA daily Price versus Daily Available stocks (all classes & all sizes)



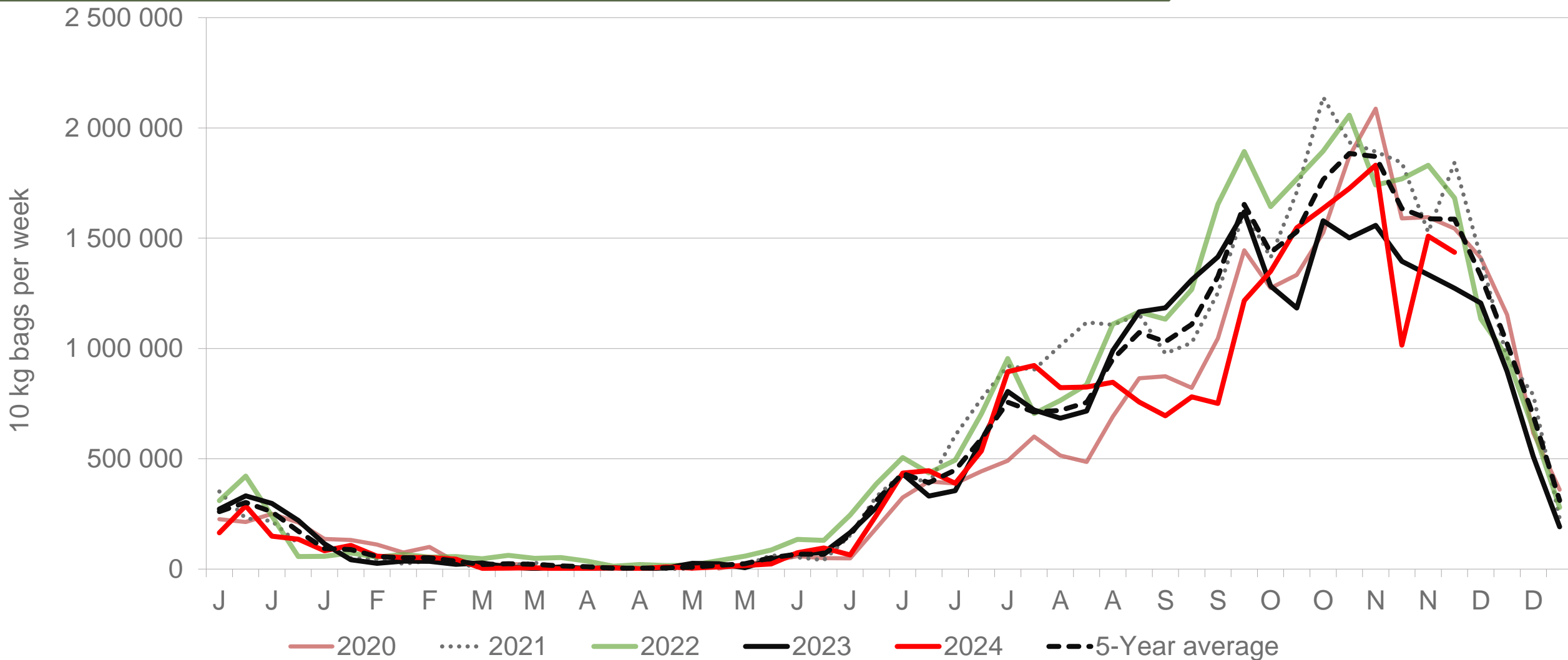
Data disclaimer: Potatoes SA does not take responsibility for the accuracy or interpretation of company data re-purposed by 3rd parties

JHB market daily : Top 10% versus Bottom 10% prices – Class 1 Medium (Since January 2024)



Data disclaimer: Potatoes SA does not take responsibility for the accuracy or interpretation of company data re-purposed by 3rd parties

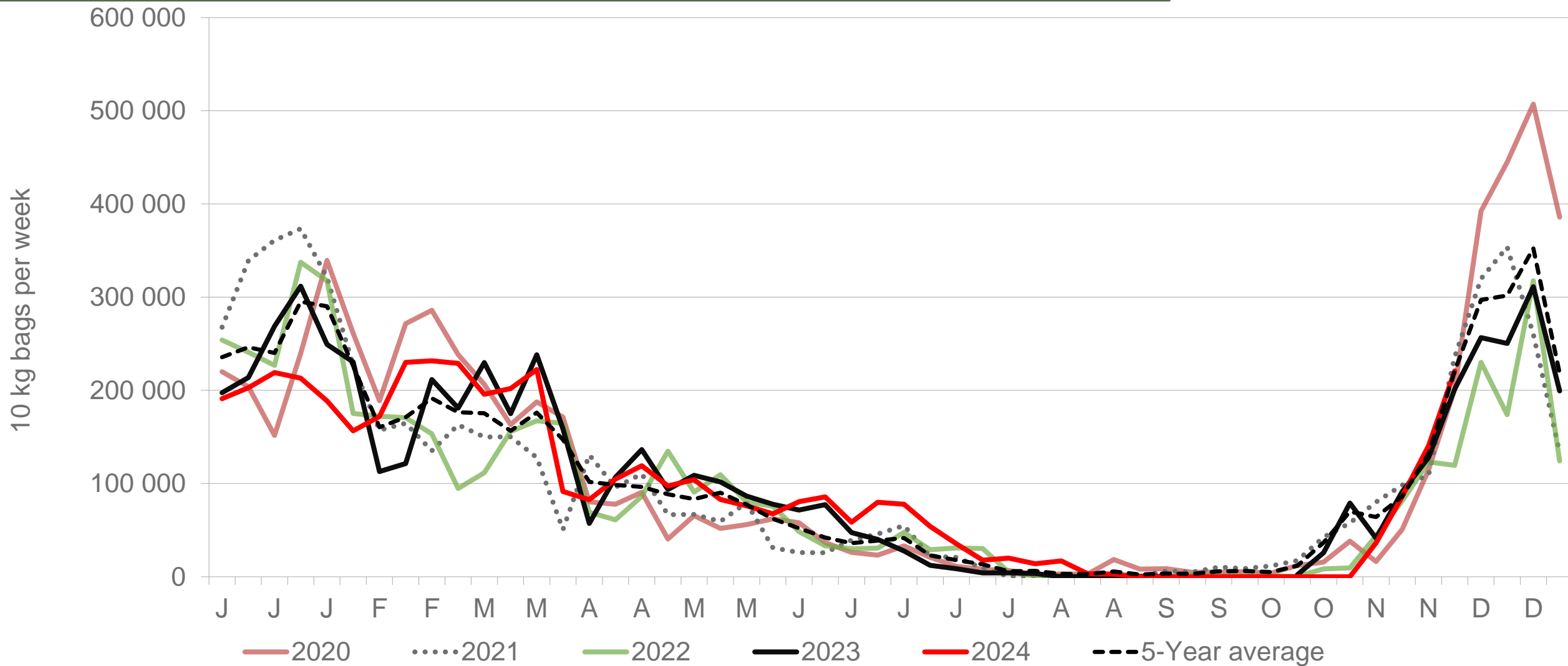
Limpopo: Amount of 10 kg bags per week sold on FPMs (all classes)



Sold 6% bags **less** than the first 48 weeks of 2023 and 3 345 924 bags **less** than the 5-year average (2019 to 2023) of the first 48 weeks of each year.

Data disclaimer: Potatoes SA does not take responsibility for the accuracy or interpretation of company data re-purposed by 3rd parties

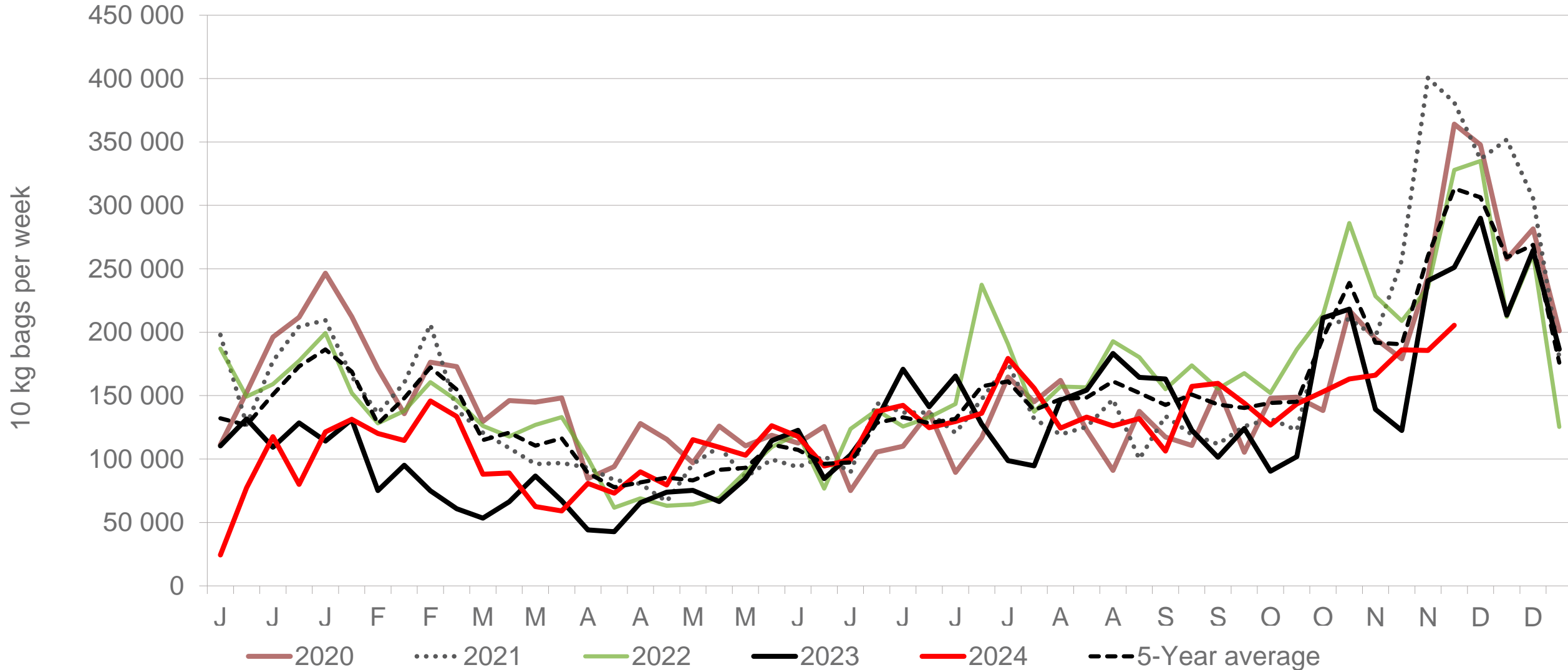
KwaZulu-Natal: Amount of 10 kg bags per week sold on FPMs (all classes)



Sold 0,56% bags **less** than the first 48 weeks of 2023 and 11 445 bags **less** than the 5-year average (2019 to 2023) of the first 48 weeks of each year.

Data disclaimer: Potatoes SA does not take responsibility for the accuracy or interpretation of company data re-purposed by 3rd parties

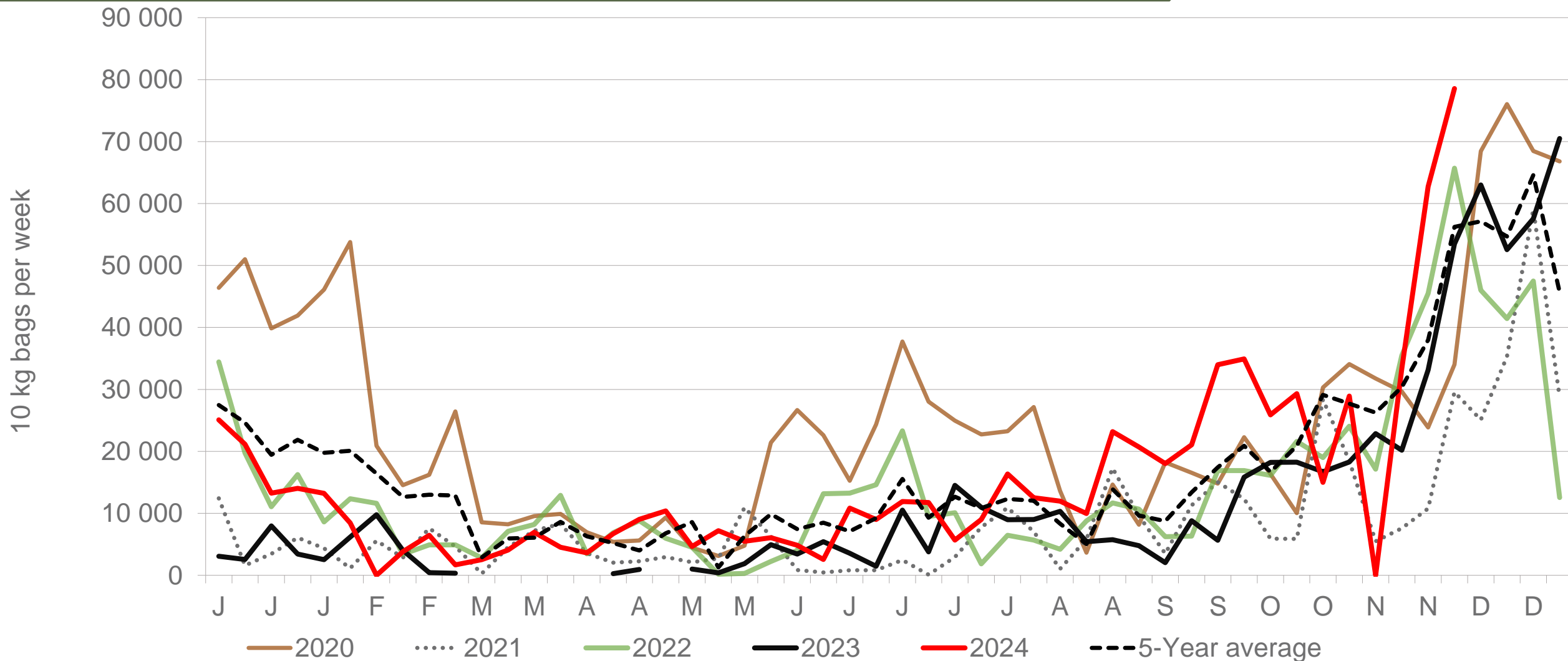
Sandveld: Amount of 10 kg bags per week sold on FPMs (all classes)



Sold 4% bags **more** than the first 48 weeks of 2023 and 989 178 bags **less** than the 5-year average (2019 to 2023) of the first 48 weeks of each year.

Data disclaimer: Potatoes SA does not take responsibility for the accuracy or interpretation of company data re-purposed by 3rd parties

Eastern Cape: Amount of 10 kg bags per week sold on FPMs (all classes)



Sold 89% bags **more** than the first 48 weeks of 2023 and 12 790 bags **more** than the 5-year average (2019 to 2023) of the 48 weeks of each year.

Data disclaimer: Potatoes SA does not take responsibility for the accuracy or interpretation of company data re-purposed by 3rd parties

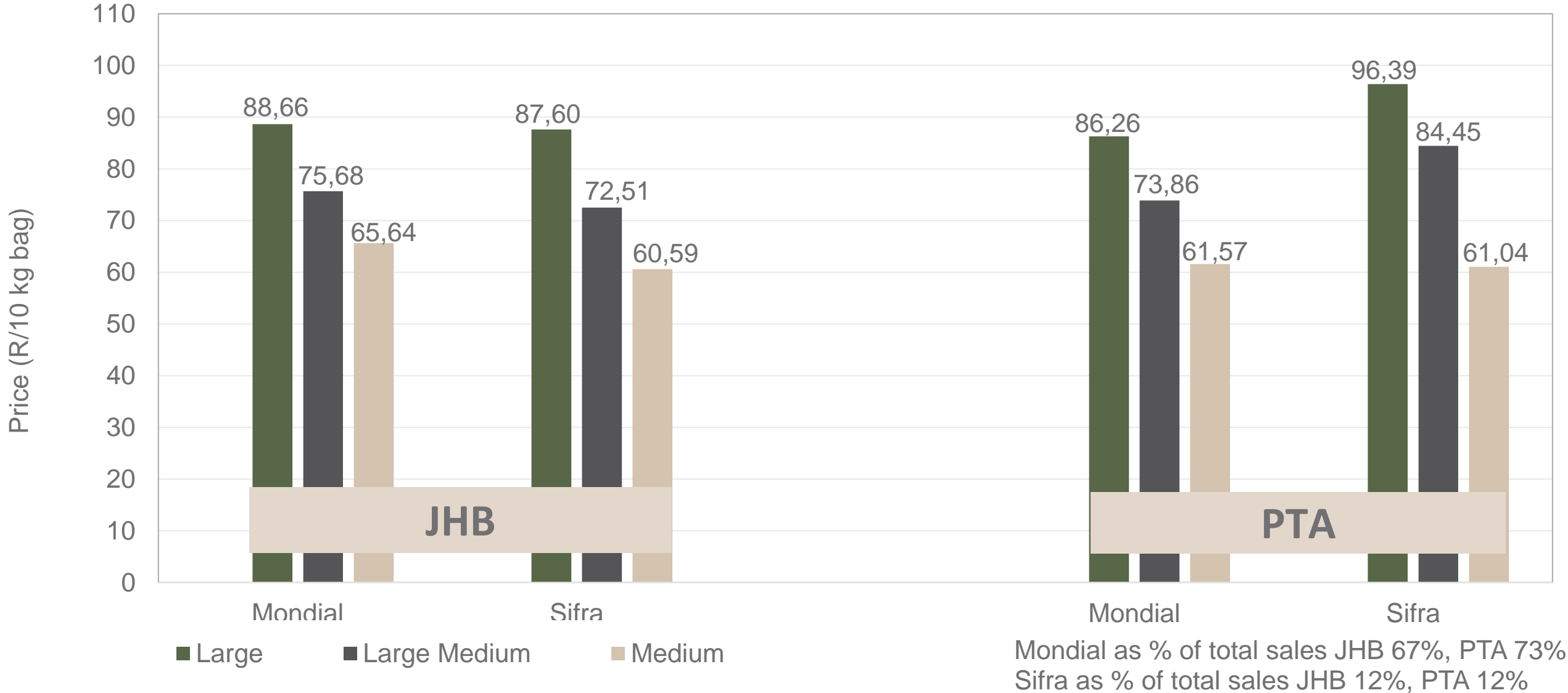
Average weekly prices and volumes for 10 kg bags of potatoes sold on selected markets from selected production regions



Klas & Grootte	Limpopo								KwaZulu-Natal				Sandveld		Eastern Cape				All Regions	
	JOH		PRE		DUR		KLE		DUR		PIE		CAP		POR		EAS		All Markets	
	Volume	Prices	Volume	Prices	Volume	Prices	Volume	Prices	Volume	Prices	Volume	Prices	Volume	Prices	Volume	Prices	Volume	Prices	Volume	Prices
	10kg	R/10kg	10kg	R/10kg	10kg	R/10kg	10kg	R/10kg	10kg	R/10kg	10kg	R/10kg	10kg	R/10kg	10kg	R/10kg	10kg	R/10kg	10kg	R/10kg
1L	114 673	85,35	73 836	85,32	11 189	73,23	11 952	79,23	18 630	76,73	6 670	77,64	16 284	79,18	6 210	69,41	4 966	82,08	373 827	83,33
1L/M	182 525	72,04	96 874	74,11	28 707	64,51	18 128	69,16	27 565	74,12	9 183	70,72	37 784	72,34	5 730	66,21	5 576	87,23	563 200	72,14
1M	161 980	64,81	78 729	61,86	26 887	66,66	16 338	56,30	30 025	72,86	5 375	70,09	33 675	69,17	10 376	64,48	3 842	83,70	489 475	64,39
1S	51 319	36,87	13 340	33,85	11 928	49,69	2 254	38,54	13 010	51,64	3 840	47,91	16 705	57,68	2 597	58,70	2 931	70,24	136 130	43,97
1S/M	55 189	50,94	21 635	44,38	7 838	70,74	4 324	46,03	2 714	65,09	2 007	68,42	4 819	59,06	100	68,00	744	82,03	116 619	51,87
1XL	2	60,00	-	-	-	-	-	-	-	-	-	-	-	-	-	-	-	-	2	60,00
1XS	26 804	32,72	-	-	-	-	-	-	-	-	-	-	-	-	-	-	-	-	26 915	32,68
1XXS	-	-	-	-	-	-	-	-	-	-	-	-	-	-	-	-	-	-	-	-
2L	14 747	72,04	21 805	69,96	770	68,60	3 131	80,29	186	72,55	962	77,91	6 159	68,06	1 047	57,17	2 274	78,06	71 829	70,76
2L/M	15 010	61,77	19 624	58,02	933	57,75	3 244	55,49	-	-	752	60,27	15 288	63,66	759	61,21	2 370	83,24	80 684	59,94
2M	12 959	48,77	12 017	49,20	881	54,48	3 663	48,20	-	-	1 472	62,50	27 283	54,74	4 951	45,07	2 280	79,27	88 129	49,96
2S	1 805	25,76	1 441	24,39	349	52,63	1 215	28,48	193	58,58	817	29,41	6 763	40,97	1 552	33,03	578	64,05	19 775	33,20
2S/M	1 850	43,36	1 117	34,45	1 171	47,81	723	45,92	-	-	-	-	893	40,08	-	-	-	-	10 009	37,05
2XL	-	-	-	-	-	-	-	-	-	-	-	-	-	-	-	-	-	-	-	-
2XS	220	23,64	-	-	-	-	-	-	-	-	-	-	-	-	-	-	-	-	1 343	15,63
2XXS	-	-	-	-	-	-	-	-	-	-	-	-	-	-	-	-	-	-	-	-
3L	3 064	60,49	1 927	47,89	-	-	434	56,35	-	-	443	64,39	959	59,46	-	-	-	-	8 525	55,57
3L/M	2 256	46,32	2 133	40,76	-	-	237	42,19	-	-	-	-	4	58,00	-	-	-	-	5 683	44,81
3M	5 305	41,17	2 408	25,82	110	65,00	369	45,04	290	59,83	1 809	45,36	1 222	44,96	2 569	33,21	4 199	52,22	22 701	41,78
3S/M	1 329	30,35	904	19,09	-	-	-	-	-	-	-	-	110	35,00	-	-	-	-	2 563	27,88
3XS	-	-	-	-	-	-	-	-	-	-	-	-	-	-	-	-	-	-	-	-
3XXS	-	-	-	-	-	-	-	-	-	-	-	-	-	-	-	-	-	-	-	-
4L	-	-	201	121,34	-	-	-	-	-	-	-	-	-	-	-	-	-	-	201	121,34
4L/M	-	-	90	40,00	-	-	-	-	-	-	-	-	283	47,24	-	-	-	-	797	39,50
4M	-	-	1 094	45,67	-	-	69	35,72	-	-	441	39,18	202	25,00	95	33,42	-	-	2 884	37,02
4S	-	-	-	-	-	-	-	-	-	-	-	-	32	20,00	-	-	-	-	562	14,57
4S/M	-	-	49	29,45	-	-	-	-	-	-	-	-	-	-	-	-	-	-	375	22,85
Total	651 401	64,98	356 053	66,42	93 319	63,42	66 502	62,33	93 904	70,41	34 110	65,73	181 494	62,80	37 713	57,35	30 286	76,54	2 057 122	65,47

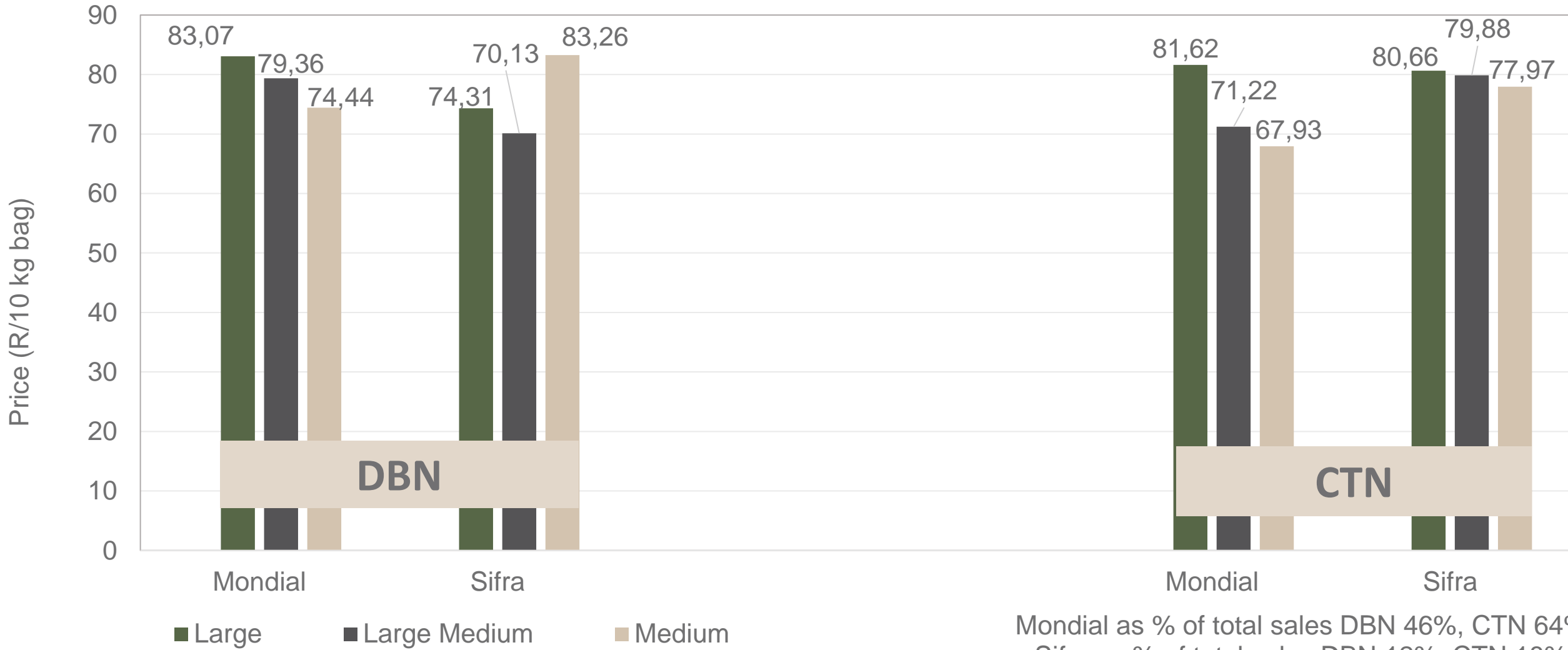
Data disclaimer: Potatoes SA does not take responsibility for the accuracy or interpretation of company data re-purposed by 3rd parties

PTA & JHB markets: Average Prices - Different Sizes (only 10 kg bags)



Data disclaimer: Potatoes SA does not take responsibility for the accuracy or interpretation of company data re-purposed by 3rd parties

DBN & CTN markets: Average Prices - Different Sizes (only 10 kg bags)



Mondial as % of total sales DBN 46%, CTN 64%
 Sifra as % of total sales DBN 12%, CTN 18%

Data disclaimer: Potatoes SA does not take responsibility for the accuracy or interpretation of company data re-purposed by 3rd parties

Hectares planted to date for season 2023 versus 2024

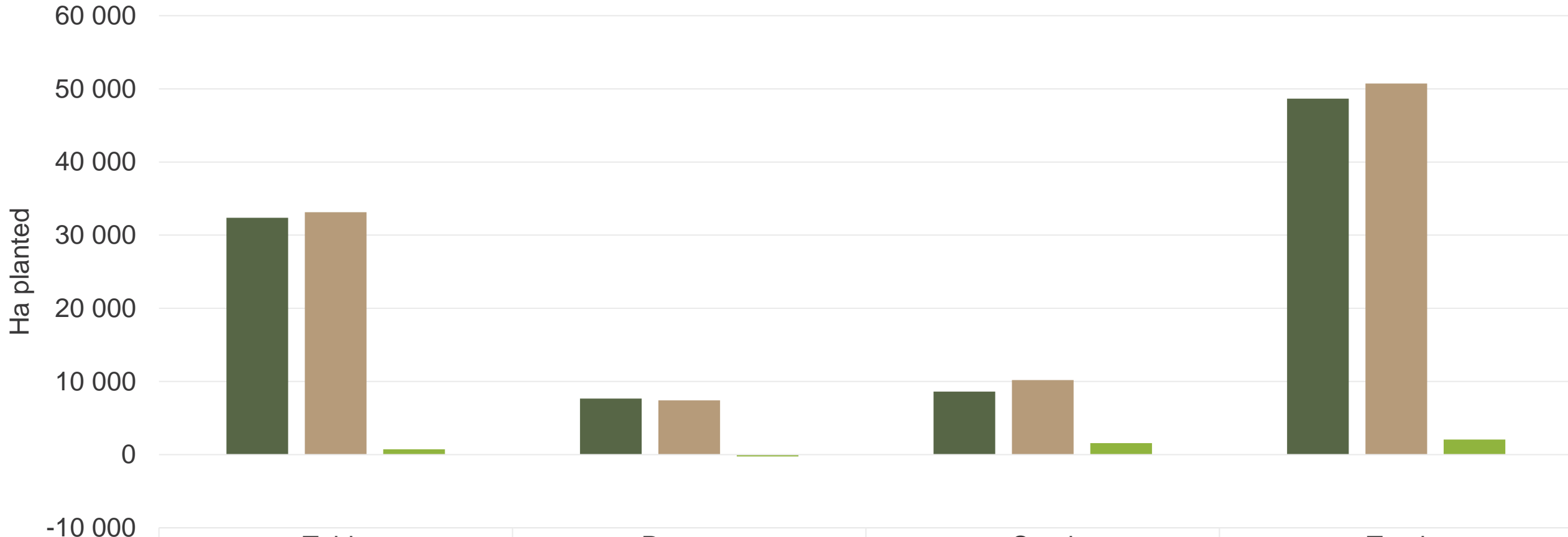


	Table	Process	Seed	Total
■ 2023	32 389	7 658	8 613	48 660
■ 2024	33 127	7 419	10 181	50 727
■ Changes	738	-240	1 568	2 066

Regions finished: Limpopo early and main, Gauteng early and late, North west main and late, Eastern Free State main, Western Free State early and late, Southwestern Free State main, Ceres main, Eastern Cape winter and summer, North Eastern Cape main, Northern cape early and main, KwaZulu Natal summer and winter, Marble hall main, Sandveld summer and early winter

Data disclaimer: Potatoes SA does not take responsibility for the accuracy or interpretation of company data re-purposed by 3rd parties

Thank you for your time

Feel free to contact us

Dikgetho@potatoes.co.za

Billy@potatoes.co.za

Jodie@potatoes.co.za



+27 (0)12 349 1906



6 De Havilland Crescent
Persequor Techno Park
Persequor Park
Pretoria



www.potatoes.co.za



Potatoes
Aartappels SA