



## Weekly Market Information

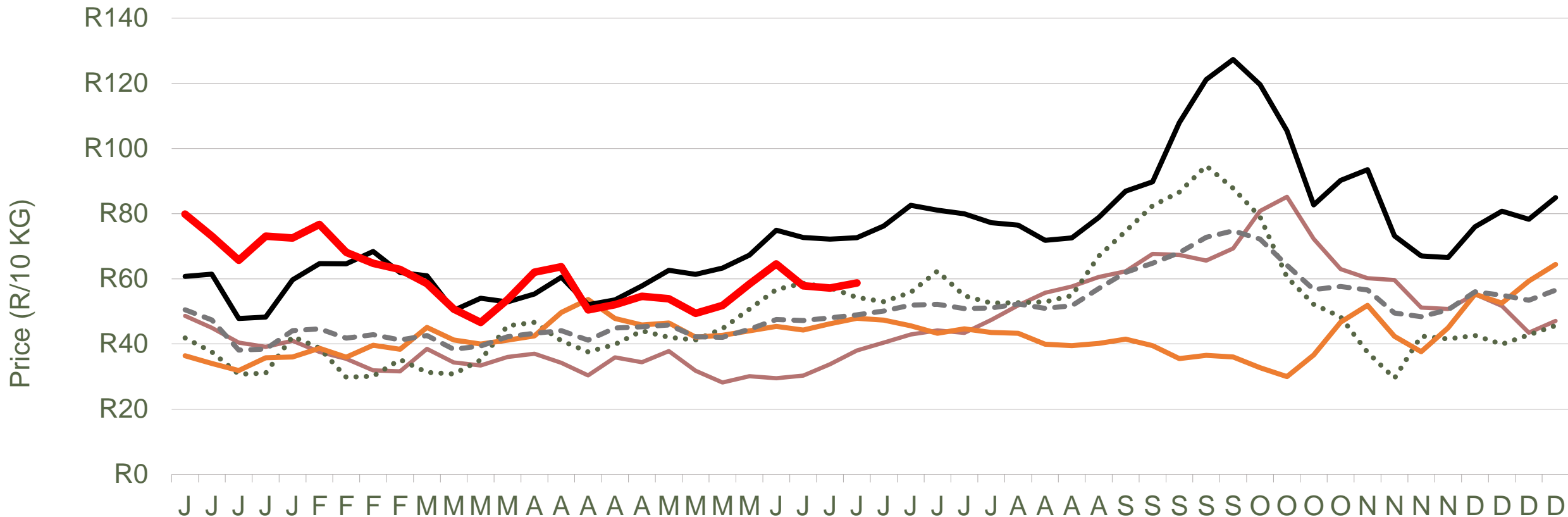
28 June 2024



Potatoes  
Aartappels SA

[www.potatoes.co.za](http://www.potatoes.co.za)

# Average weekly price – all markets & all classes




— 2020    ..... 2021    — 2022    — 2023    — 2024    - - - 5-Year average



Number of bags sold

**20%**

(Week on Week)



Average weekly price

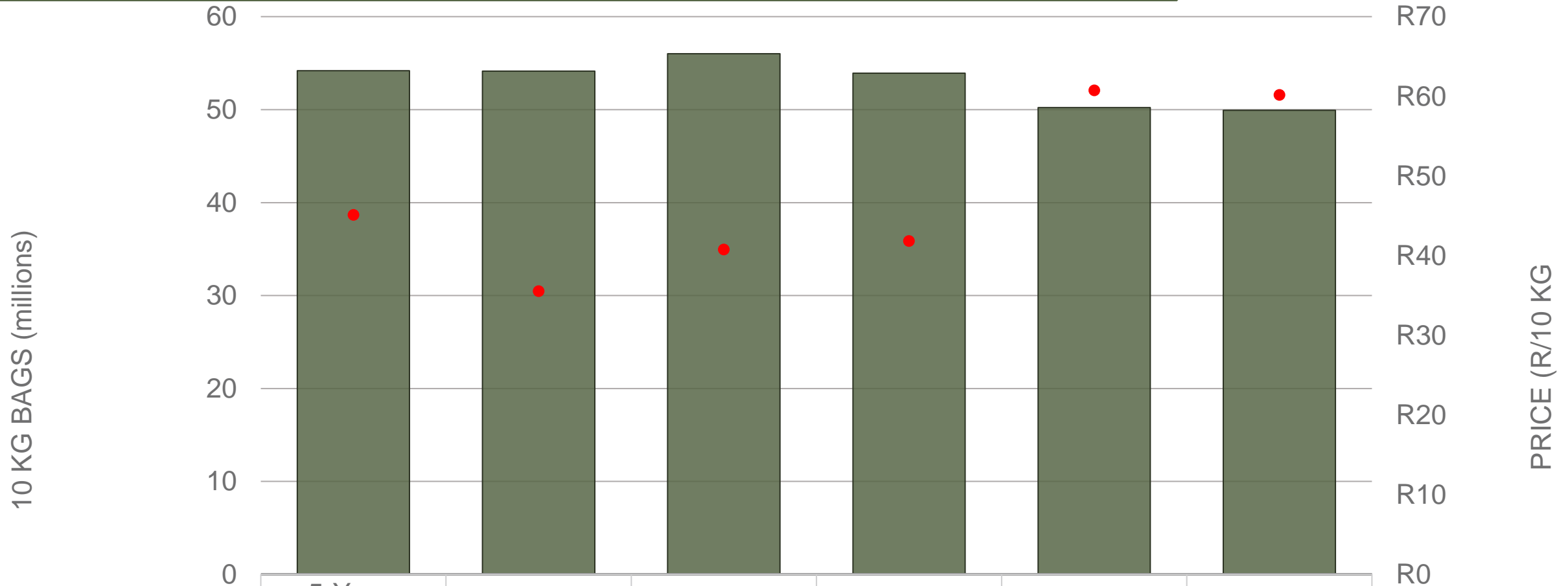
**3%**

(Week on week)





# Cumulative total number of 10 kg bags sold on markets:

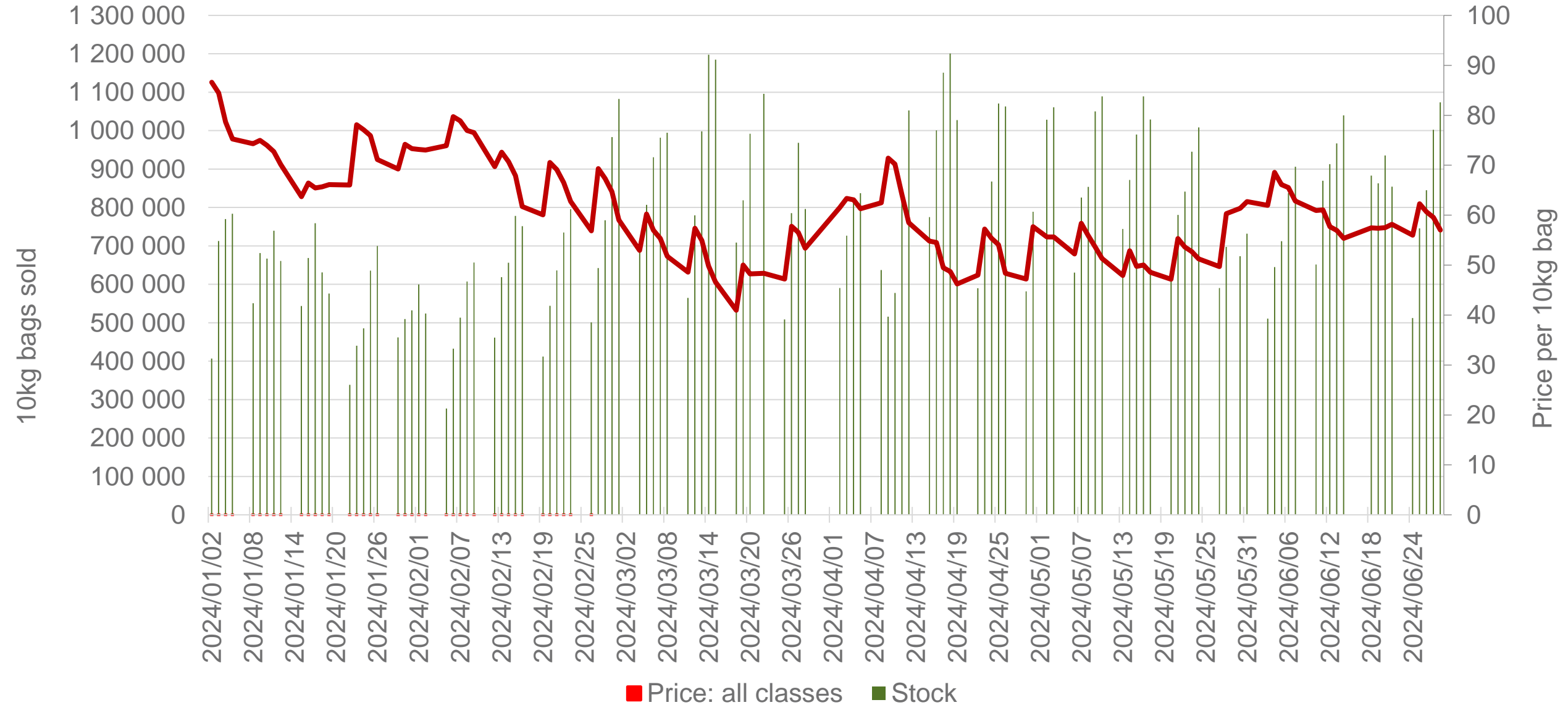


Sold 4 268 119 bags **less** than the **5-year average** (2019 to 2023) of the first 26 weeks of 2024

*Data disclaimer: Potatoes SA does not take responsibility for the accuracy or interpretation of company data re-purposed by 3rd parties*

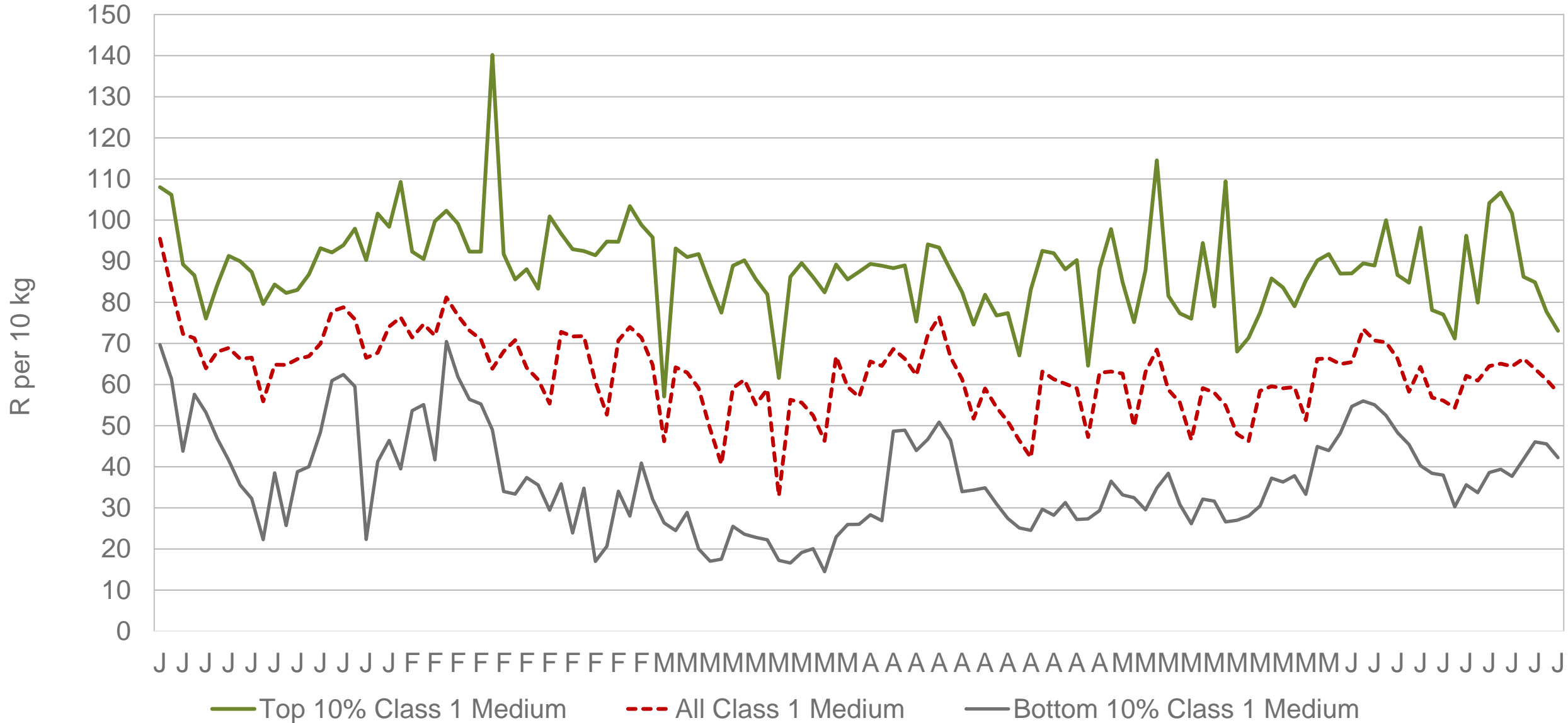


# RSA daily Price versus Daily Available stocks (all classes & all sizes)



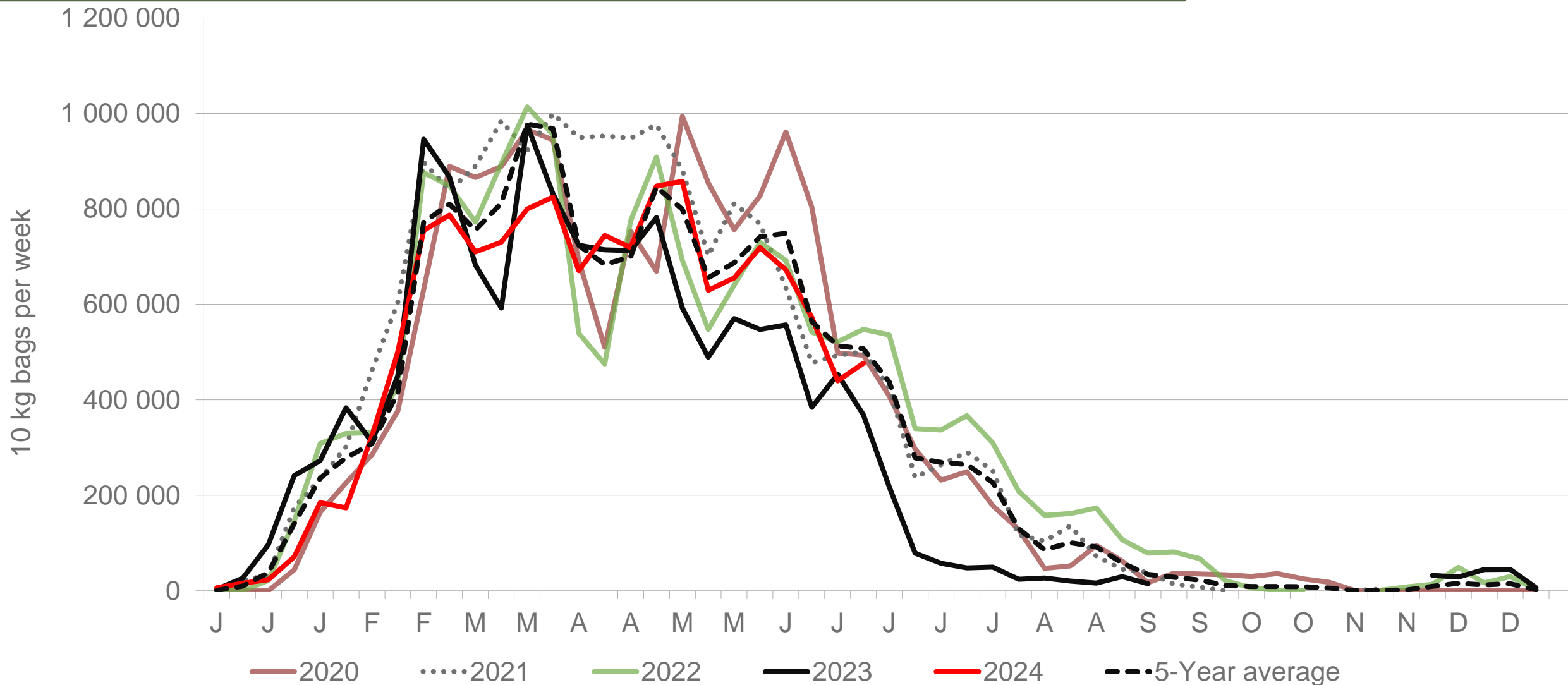
Data disclaimer: Potatoes SA does not take responsibility for the accuracy or interpretation of company data re-purposed by 3rd parties

# JHB market daily : Top 10% versus Bottom 10% prices – Class 1 Medium (Since January 2024)



Data disclaimer: Potatoes SA does not take responsibility for the accuracy or interpretation of company data re-purposed by 3rd parties

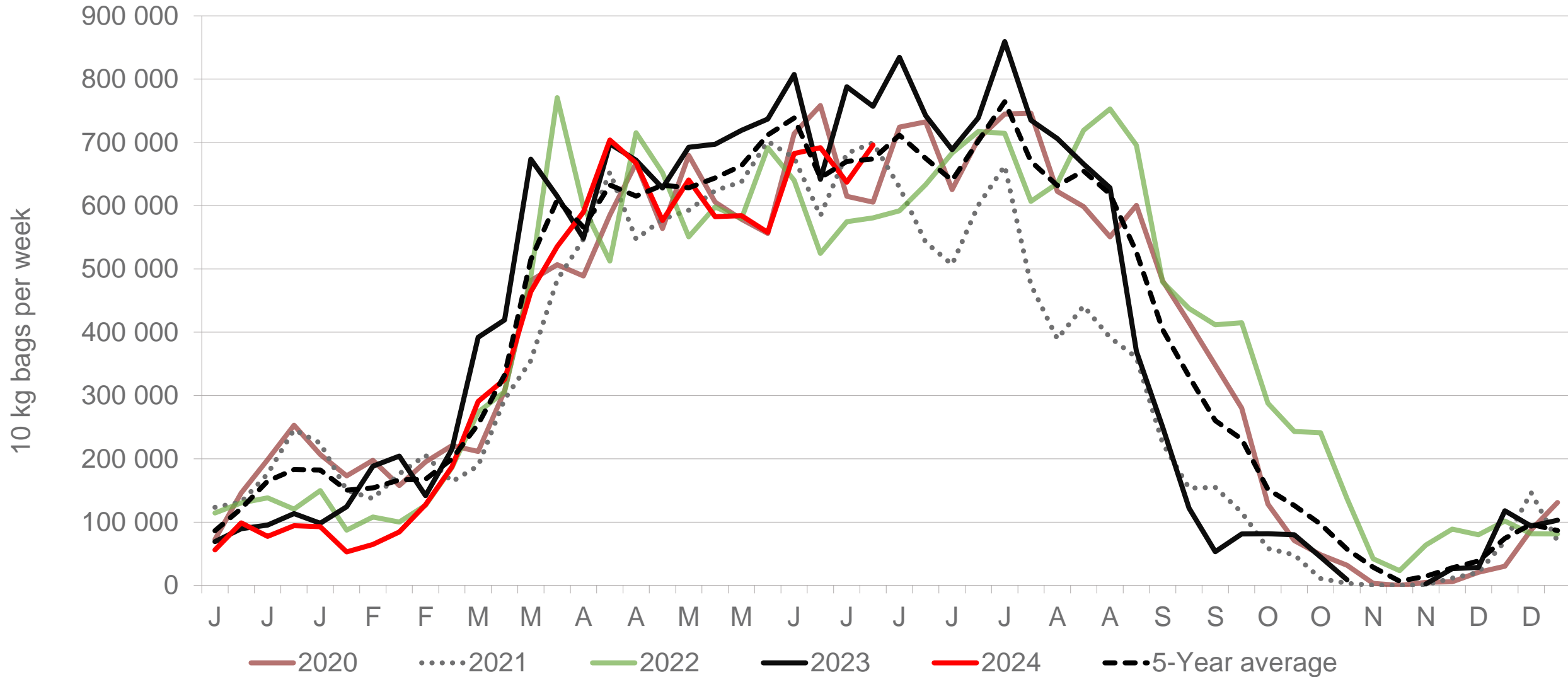
# Eastern Free State: Amount of 10 kg bags per week sold on FPMs (all classes)



Sold 2% bags **more** than the first 26 weeks of 2023 and 780 119 bags **less** than the 5-year average (2019 to 2023) of the first 26 weeks of each year.

*Data disclaimer: Potatoes SA does not take responsibility for the accuracy or interpretation of company data re-purposed by 3rd parties*

# Western Free State : Amount of 10 kg bags per week sold on FPMs (all classes)

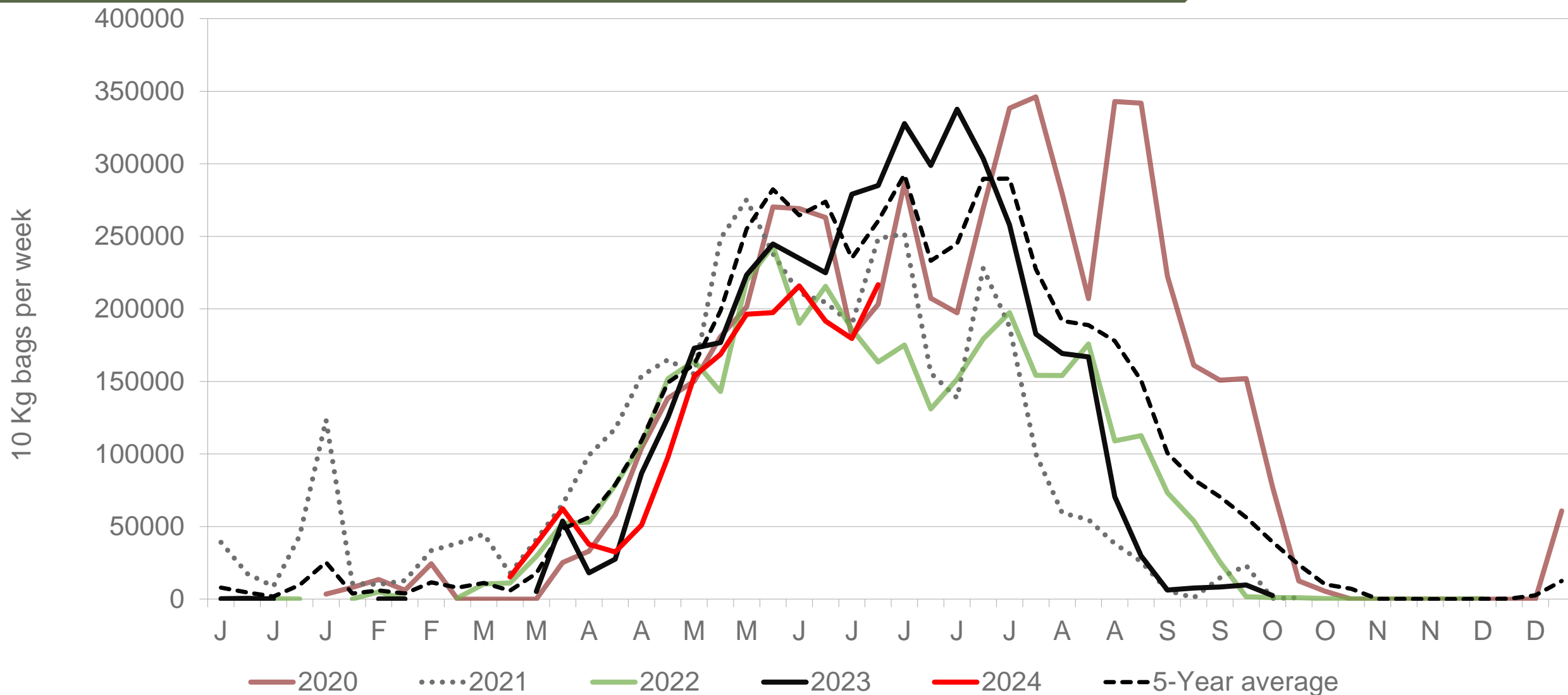


Sold 14% bags **less** than the first 26 weeks of 2023 and 944 863 bags **less** than the 5-year average (2019 to 2023) of the first 26 weeks of each year.

*Data disclaimer: Potatoes SA does not take responsibility for the accuracy or interpretation of company data re-purposed by 3rd parties*



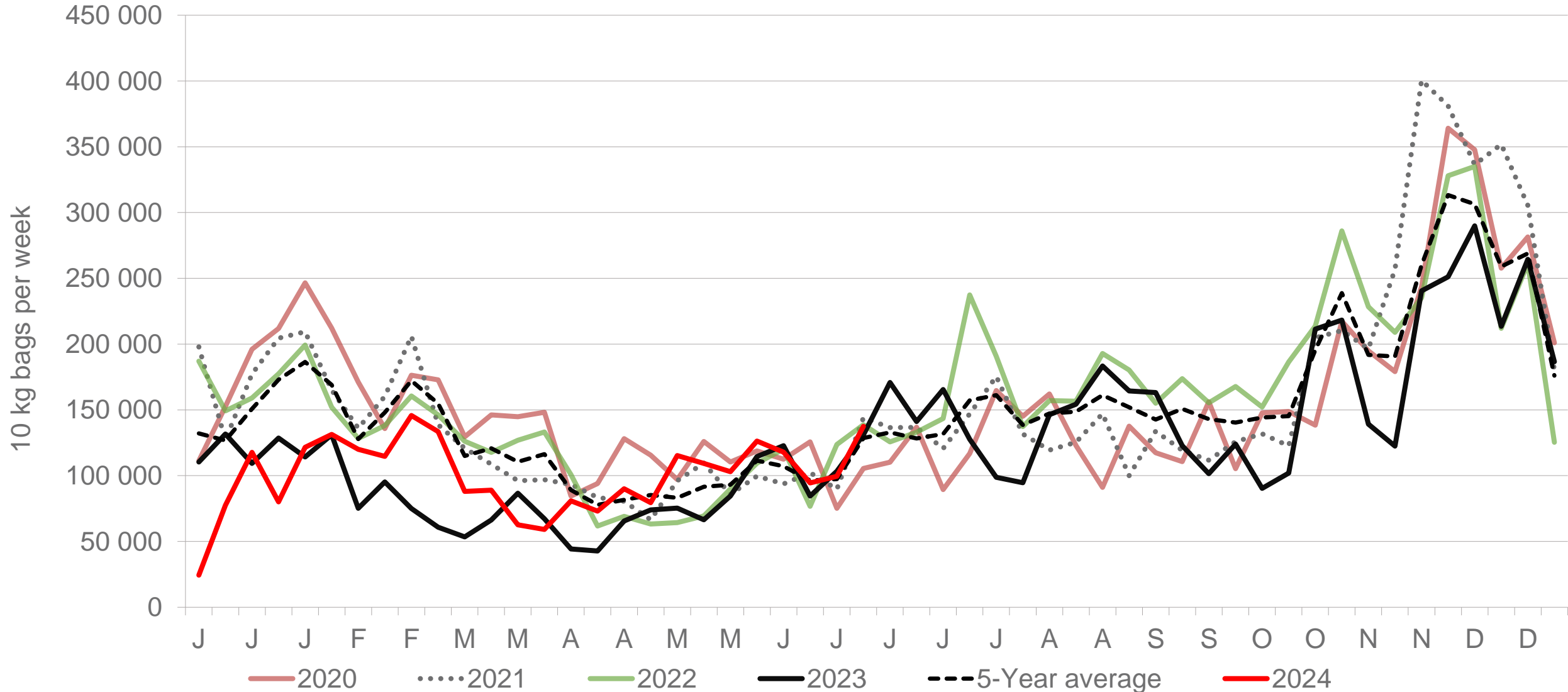
# Northern Cape: Amount of 10 kg bags per week sold on FPMs (all classes)



Sold 14% bags **less** than the first 26 weeks of 2023 and 636 130 bags **less** than the 5-year average (2019 to 2023) of the first 26 weeks of each year.

*Data disclaimer: Potatoes SA does not take responsibility for the accuracy or interpretation of company data re-purposed by 3rd parties*

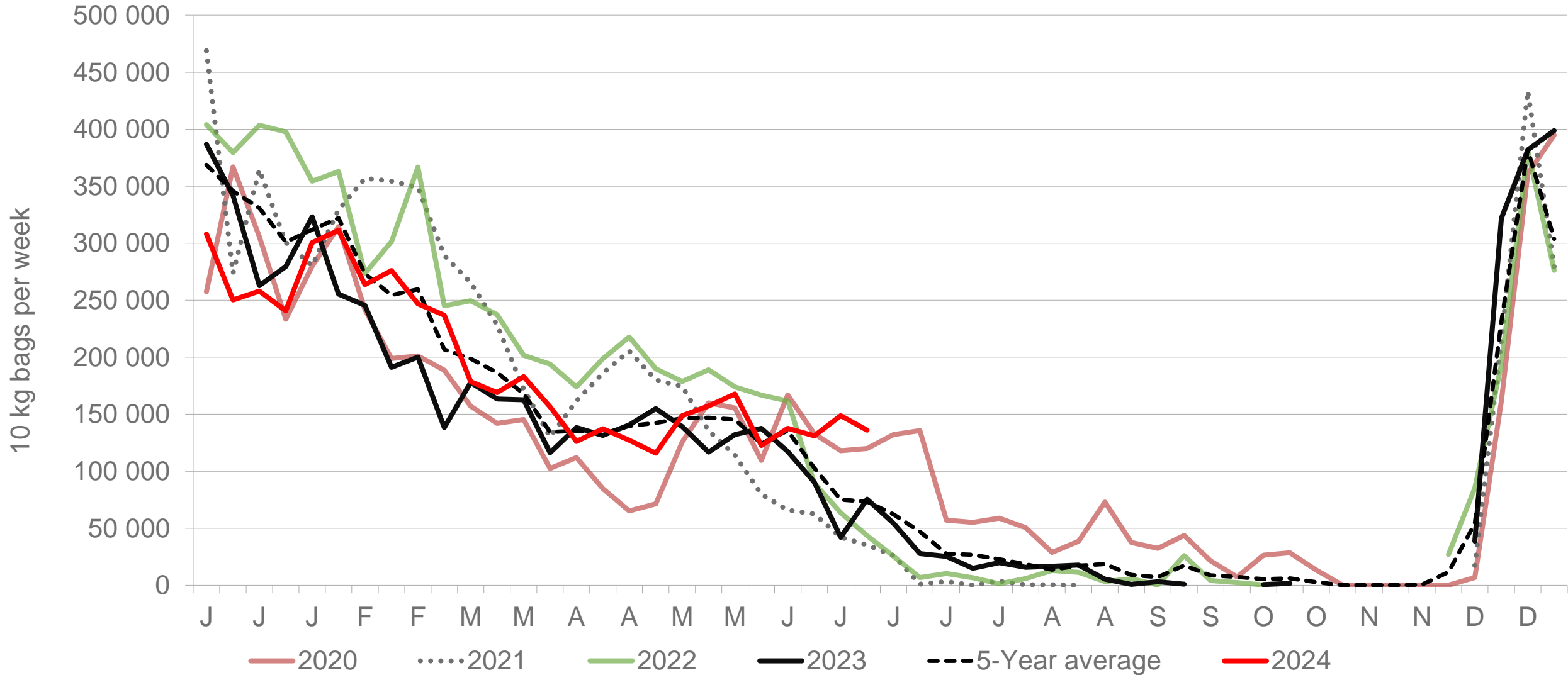
# Sandveld: Amount of 10 kg bags per week sold on FPMs (all classes)



Sold 12% bags **more** than the first 26 weeks of 2023 and 554 312 bags **less** than the 5-year average (2019 to 2023) of the first 26 weeks of each year.

*Data disclaimer: Potatoes SA does not take responsibility for the accuracy or interpretation of company data re-purposed by 3rd parties*

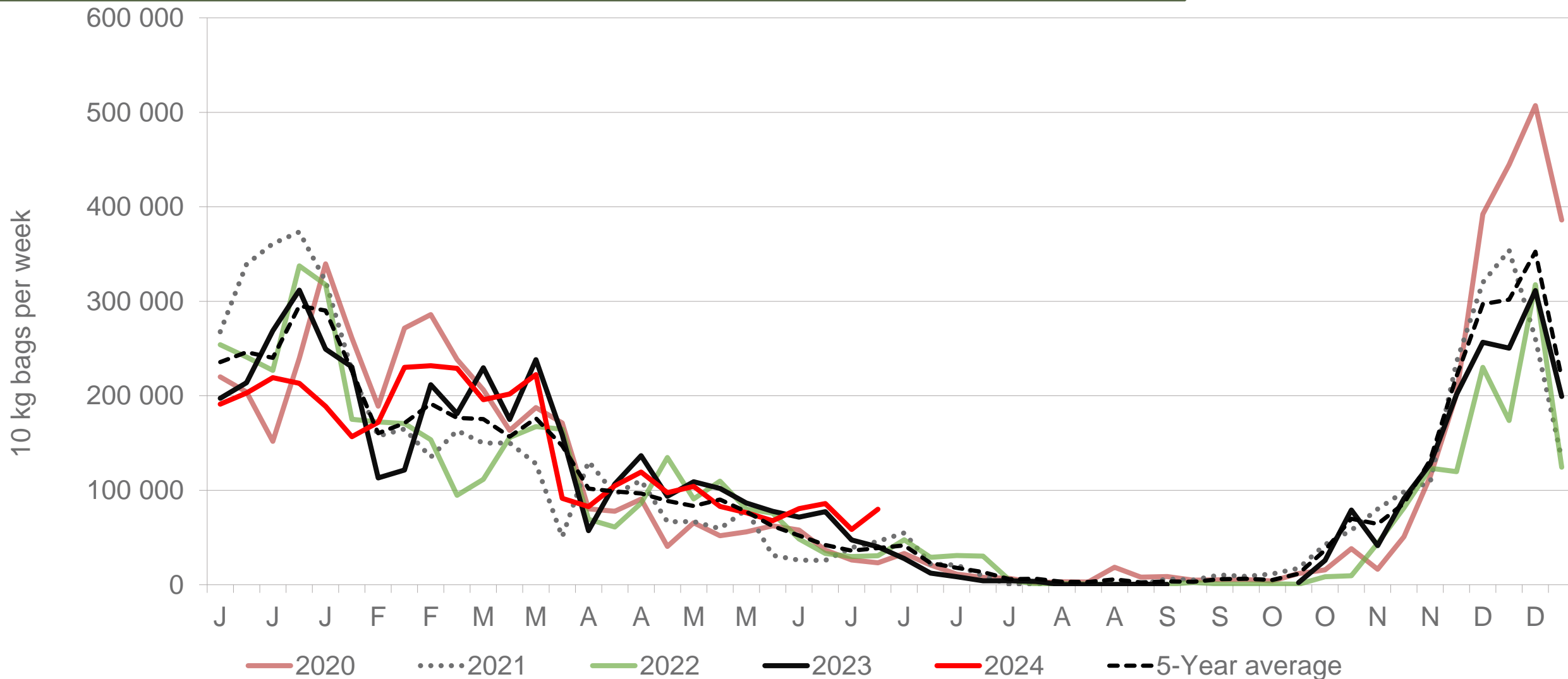
# North-West: Amount of 10 kg bags per week sold on FPMs (all classes)



Sold 8% bags **more** than the first 26 weeks of 2023 and 126 834 bags **less** than the 5-year average (2019 to 2023) of the first 26 weeks of each year.

*Data disclaimer: Potatoes SA does not take responsibility for the accuracy or interpretation of company data re-purposed by 3rd parties*

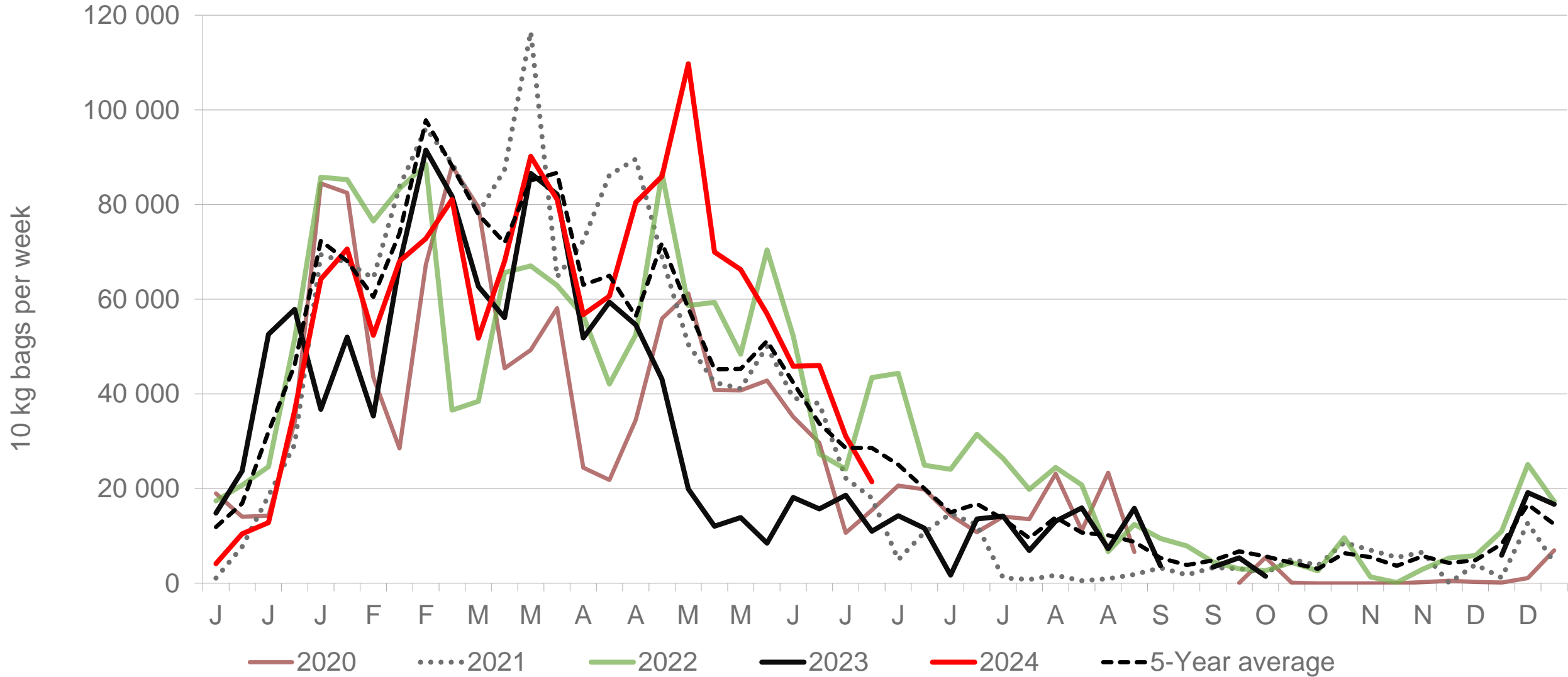
# KwaZulu-Natal: Amount of 10 kg bags per week sold on FPMs (all classes)



Sold 3% bags **less** than the first 26 weeks of 2023 and 29 933 bags **more** than the 5-year average (2019 to 2023) of the first 26 weeks of each year.

*Data disclaimer: Potatoes SA does not take responsibility for the accuracy or interpretation of company data re-purposed by 3rd parties*

# North Eastern Cape: Amount of 10 kg bags per week sold on FPMs (all classes)

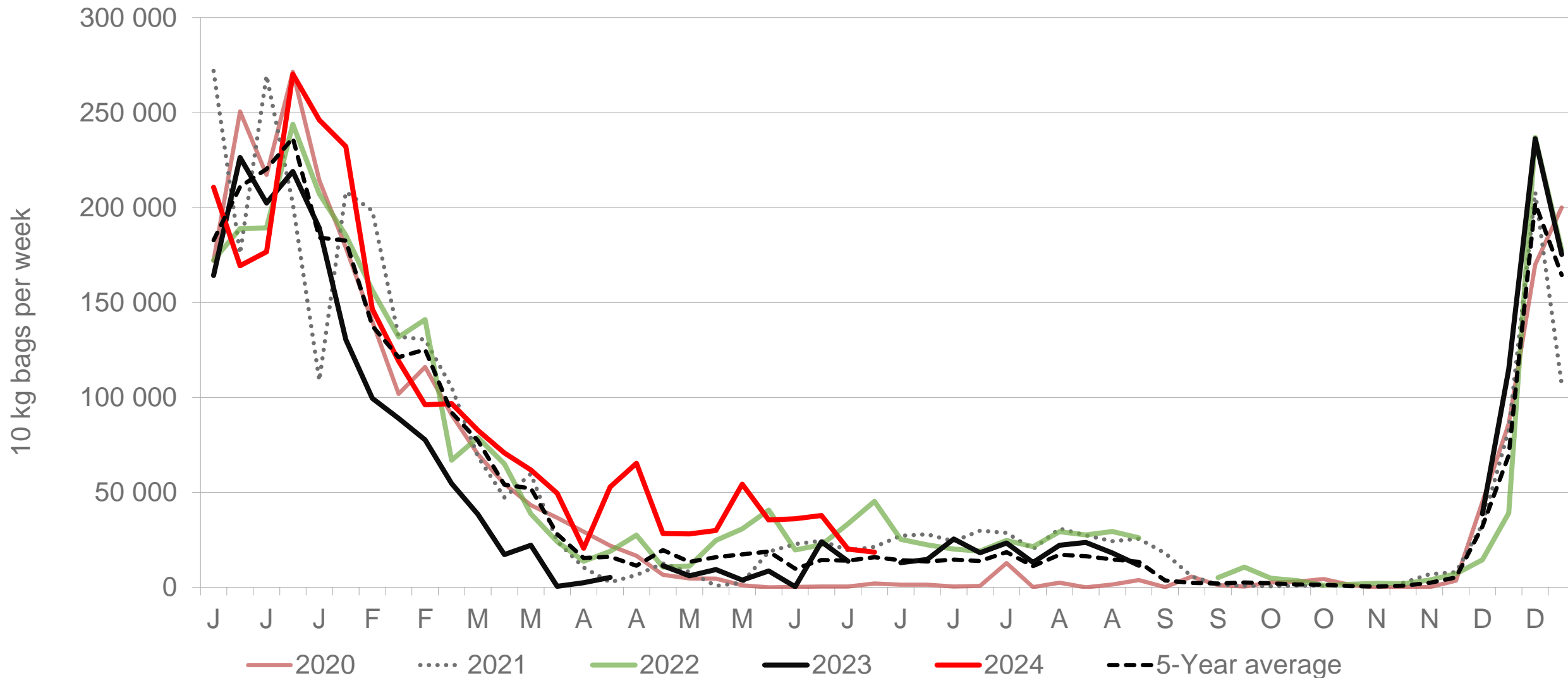


Sold 33% bags **more** than the first 26 weeks of 2023 and 16 556 bags **more** than the 5-year average (2019 to 2023) of the first 26 weeks of each year.

*Data disclaimer: Potatoes SA does not take responsibility for the accuracy or interpretation of company data re-purposed by 3rd parties*



# Gauteng: Amount of 10 kg bags per week sold on FPMs (all classes)



Sold 52% bags more than the first 26 weeks of 2023 and 369 236 bags more than the 5-year average (2019 to 2023) of the first 26 weeks of each year.

Data disclaimer: Potatoes SA does not take responsibility for the accuracy or interpretation of company data re-purposed by 3rd parties

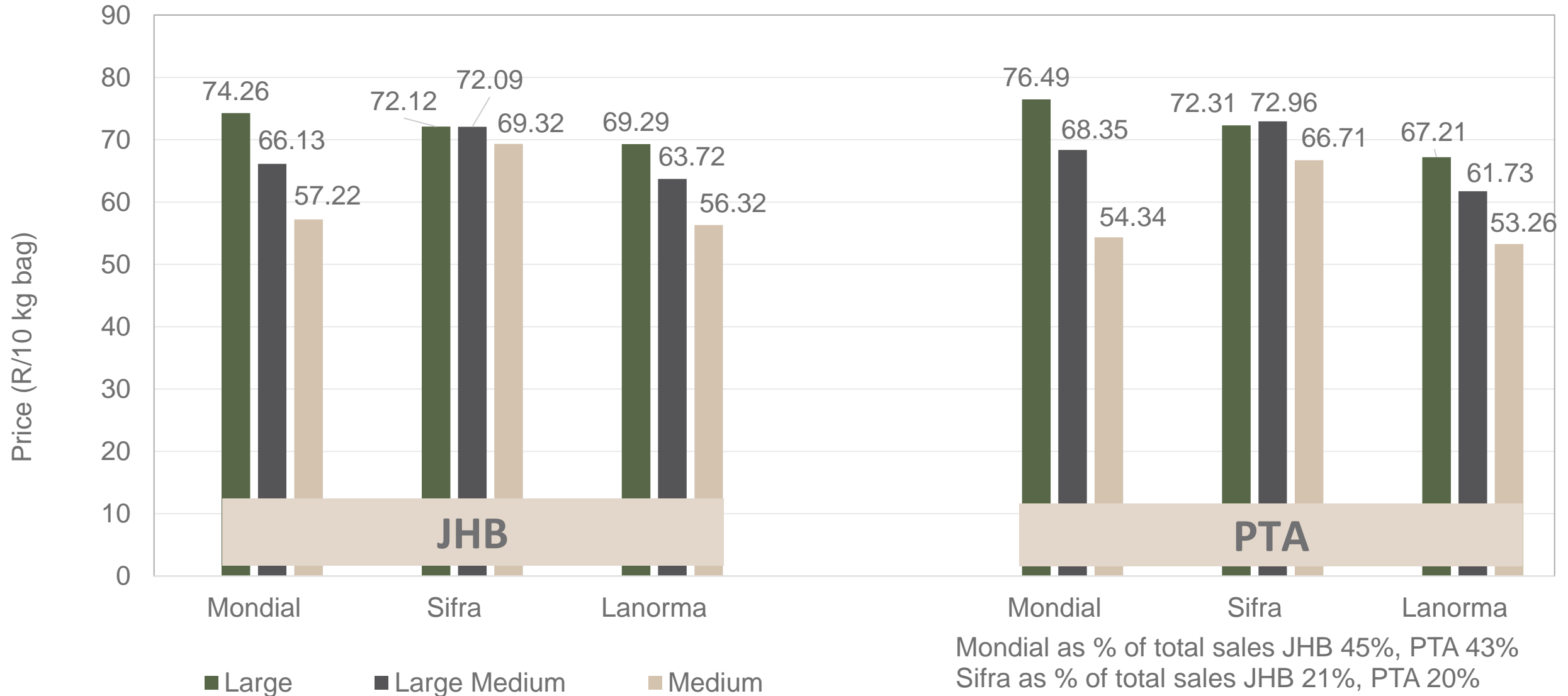
# Average weekly prices and volumes for 10 kg bags of potatoes sold on selected markets from selected production regions



Klas & Grootte	Western Free State				Eastern Free State				Limpopo				Northern Cape				Sandveld		North West				All Regions	
	JOH		PRE		JOH		PRE		JOH		PRE		JOH		PRE		CAP		JOH		PRE		All Markets	
	Volume	Prices	Volume	Prices	Volume	Prices	Volume	Prices	Volume	Prices	Volume	Prices	Volume	Prices	Volume	Prices	Volume	Prices	Volume	Prices	Volume	Prices	Volume	Prices
	10kg	R/10kg	10kg	R/10kg	10kg	R/10kg	10kg	R/10kg	10kg	R/10kg	10kg	R/10kg	10kg	R/10kg	10kg	R/10kg	10kg	R/10kg	10kg	R/10kg	10kg	R/10kg	10kg	R/10kg
1L	26 406	73,09	20 636	74,36	60 591	71,07	20 676	70,22	31 731	75,30	19 103	78,62	23 706	64,05	3 092	66,19	13 940	76,62	9 875	75,54	4 490	74,52	352 323	72,61
1L/M	61 841	68,53	31 825	69,27	46 704	62,89	13 231	61,38	35 068	68,80	23 295	73,33	20 811	61,24	2 930	62,41	28 666	72,14	16 878	70,60	7 998	72,29	427 339	68,28
1M	62 180	63,74	24 504	59,85	34 046	55,20	7 791	51,29	26 025	63,10	18 952	65,03	13 912	56,88	620	60,05	36 009	71,08	11 345	65,95	4 894	64,51	388 946	64,08
1S	12 389	35,72	2 899	30,70	10 707	33,43	2 776	33,53	10 469	39,83	4 570	40,17	621	35,60	-	-	15 258	61,19	4 423	44,68	2 301	33,83	99 586	42,17
1S/M	26 517	47,86	9 809	43,77	9 562	39,59	4 336	43,76	8 800	54,35	4 598	51,50	218	57,63	-	-	5 994	65,42	11 995	57,53	8 004	48,37	156 325	51,33
1XL	443	79,30	-	-	-	-	-	-	-	-	-	-	1 348	61,68	-	-	-	-	-	-	-	-	2 886	64,42
1XS	4 648	28,01	-	-	3 739	23,38	-	-	4 209	40,18	-	-	-	-	-	-	-	-	3 284	52,39	-	-	16 154	35,04
1XXS	-	-	-	-	-	-	-	-	-	-	-	-	-	-	-	-	-	-	-	-	-	-	-	-
2L	10 679	53,20	9 746	62,52	30 210	58,32	9 515	58,49	5 520	62,23	4 283	64,85	7 805	55,08	4 195	51,95	6 288	70,21	110	55,36	367	71,61	133 008	59,82
2L/M	12 359	46,17	12 051	55,81	7 158	53,91	5 829	54,54	4 760	56,62	4 016	62,38	2 638	47,06	2 572	48,19	7 599	65,40	6 398	54,27	1 392	55,64	120 262	56,13
2M	12 912	42,87	5 530	48,16	14 267	43,16	5 974	42,09	5 004	46,52	2 130	54,33	775	47,28	668	46,85	10 863	60,20	384	62,30	1 143	49,52	97 513	48,07
2S	1 482	33,88	854	28,37	868	30,76	3 836	32,13	110	30,00	4	30,00	208	33,25	110	35,00	1 179	37,81	-	-	89	23,73	20 856	35,26
2S/M	5 804	32,70	4 621	40,05	2 310	31,24	2 143	44,20	744	40,75	509	48,89	263	35,28	102	30,00	3	60,00	-	-	149	45,47	30 650	40,13
2XL	660	64,68	-	-	68	61,18	-	-	-	-	-	-	-	-	-	-	-	-	-	-	-	-	728	64,35
2XS	124	12,08	-	-	66	12,00	-	-	-	-	-	-	-	-	-	-	-	-	-	-	-	-	528	15,74
2XXS	-	-	-	-	-	-	-	-	-	-	-	-	-	-	-	-	-	-	-	-	-	-	-	-
3L	4 181	40,01	5 626	53,00	10 372	37,27	6 046	48,71	135	28,70	1 360	57,71	10 094	34,43	1 642	39,00	-	-	-	-	-	-	62 896	43,75
3L/M	3 994	41,55	4 761	44,48	8 497	39,35	4 750	40,89	224	45,00	874	55,75	4 869	39,20	110	30,00	-	-	231	40,00	770	45,00	52 398	43,98
3M	12 106	31,73	5 487	34,88	7 722	32,72	3 810	38,41	625	33,80	679	45,03	15 472	24,73	1 497	42,54	720	41,19	660	37,17	114	39,82	81 671	34,28
3S/M	473	20,19	473	26,71	2 386	18,10	966	24,49	436	30,00	143	35,00	1 578	29,16	110	25,00	-	-	99	25,00	307	25,00	14 543	26,59
3XS	-	-	-	-	-	-	-	-	-	-	-	-	-	-	-	-	-	-	-	-	-	-	787	14,04
3XXS	-	-	-	-	-	-	-	-	-	-	-	-	-	-	-	-	-	-	-	-	-	-	-	-
4L	-	-	869	31,14	-	-	4 862	37,35	-	-	195	58,28	-	-	-	-	-	-	-	-	-	-	8 854	36,67
4L/M	-	-	26	35,00	-	-	421	31,90	-	-	105	40,00	-	-	-	-	-	-	-	-	-	-	3 215	43,96
4M	-	-	2 405	18,67	-	-	316	34,00	-	-	-	-	-	-	-	-	631	33,84	-	-	-	-	9 677	22,76
4S	-	-	-	-	-	-	-	-	-	-	-	-	-	-	-	-	91	20,00	-	-	-	-	91	20,00
4S/M	-	-	-	-	-	-	197	23,22	-	-	-	-	-	-	-	-	-	-	-	-	-	-	326	23,93
Total	259 198	56,76	143 084	57,98	249 580	55,47	97 486	52,93	133 860	63,02	86 420	66,83	105 274	50,43	17 648	53,19	137 464	66,46	65 682	63,32	33 084	59,47	2 113 057	58,74

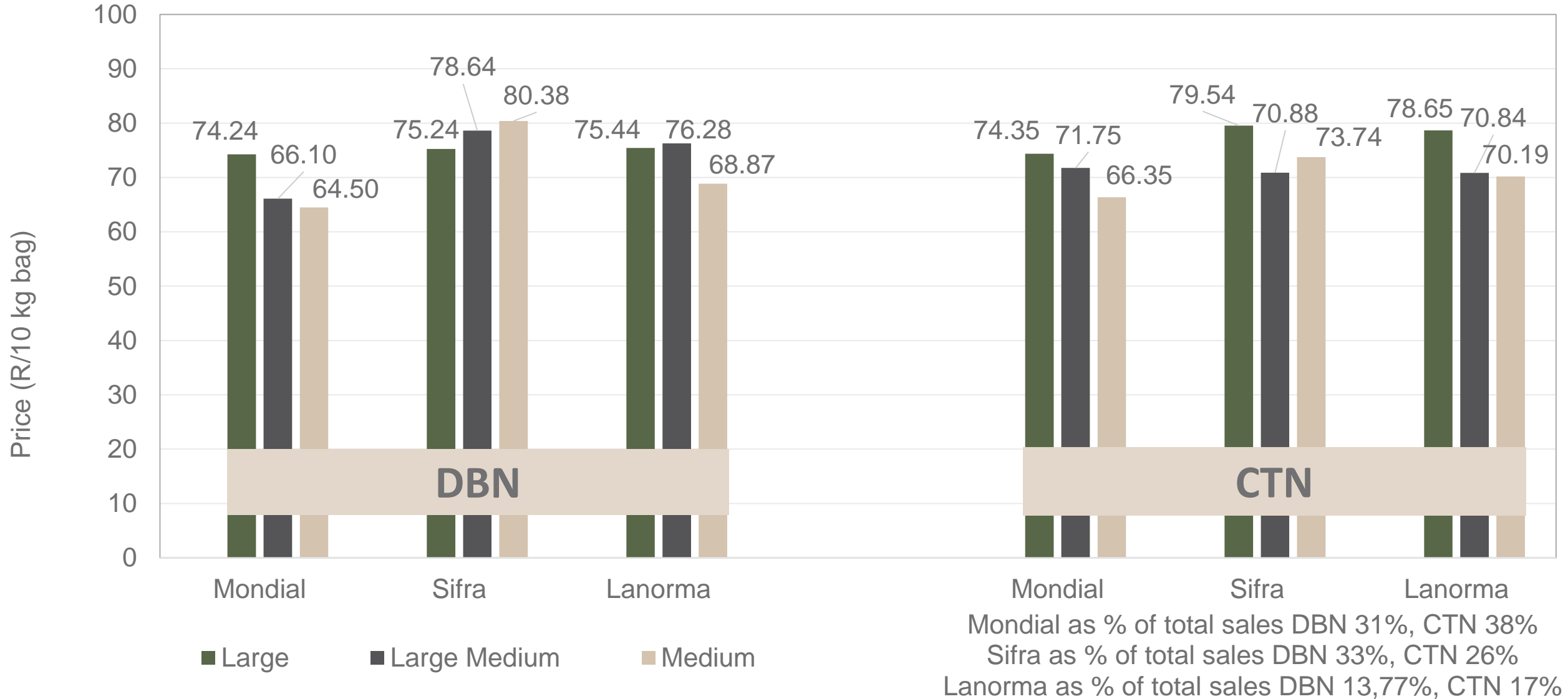
Data disclaimer: Potatoes SA does not take responsibility for the accuracy or interpretation of company data re-purposed by 3rd parties

# PTA & JHB markets: Average Prices - Different Sizes (only 10 kg bags)



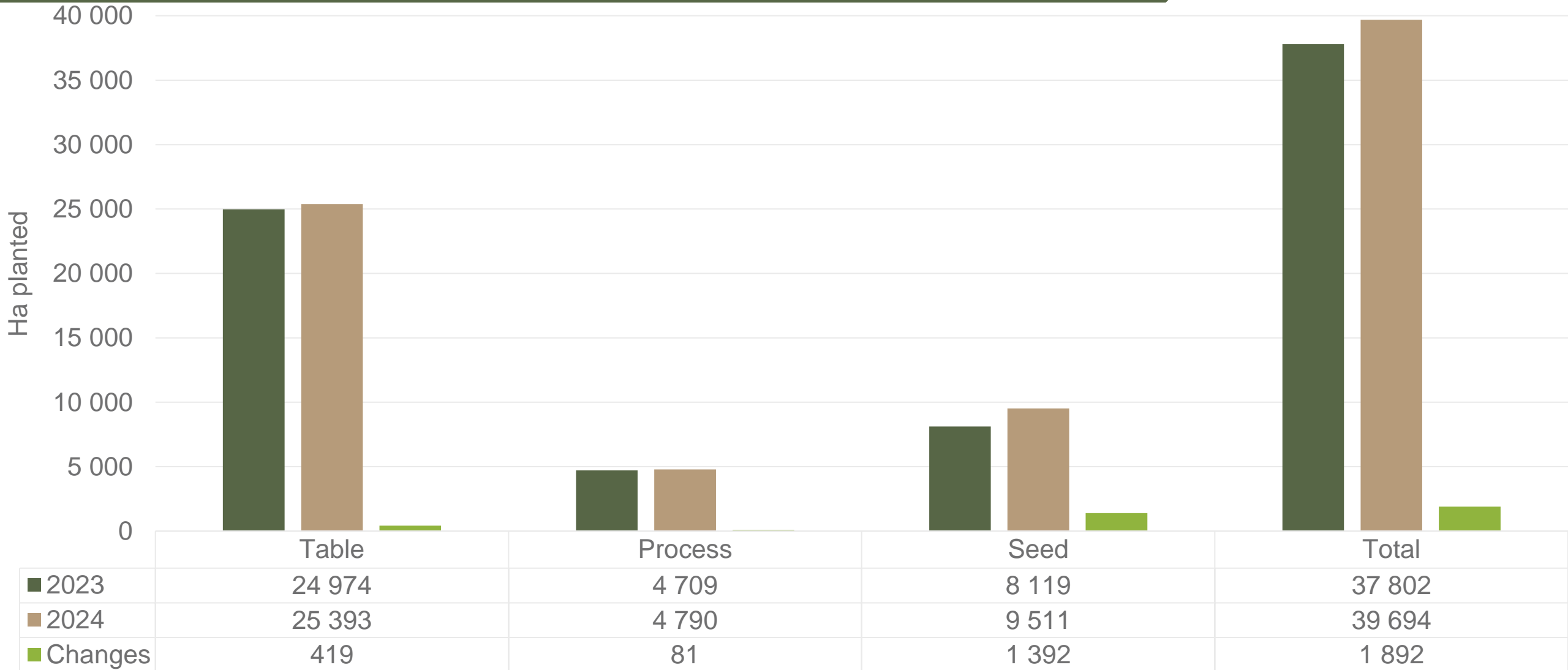
Mondial as % of total sales JHB 45%, PTA 43%  
 Sifra as % of total sales JHB 21%, PTA 20%  
 Lanorma as % of total sales JHB 12%, PTA 3%

# DBN & CTN markets: Average Prices - Different Sizes (only 10 kg bags)



Data disclaimer: Potatoes SA does not take responsibility for the accuracy or interpretation of company data re-purposed by 3rd parties

# Hectares planted to date for season 2023 versus 2024




Regions finished: Limpopo early, Gauteng late, North west main and late, Eastern Free State main, Western Free State early and late, Southwestern Free State main, Ceres main, Eastern Cape winter and summer, North Eastern Cape main, Northern cape early and main, KwaZulu Natal summer and winter, Sandveld summer and winter


**Data disclaimer: Potatoes SA does not take responsibility for the accuracy or interpretation of company data re-purposed by 3rd parties**





# Thank you for your time

Feel free to contact us

 [Dikgetho@potatoes.co.za](mailto:Dikgetho@potatoes.co.za)  
[Billy@potatoes.co.za](mailto:Billy@potatoes.co.za)

 +27 (0)12 349 1906

 6 De Havilland Crescent  
Persequor Techno Park  
Persequor Park  
Pretoria

 [www.potatoes.co.za](http://www.potatoes.co.za)



Potatoes  
Aartappels SA