



Weekly Market Information

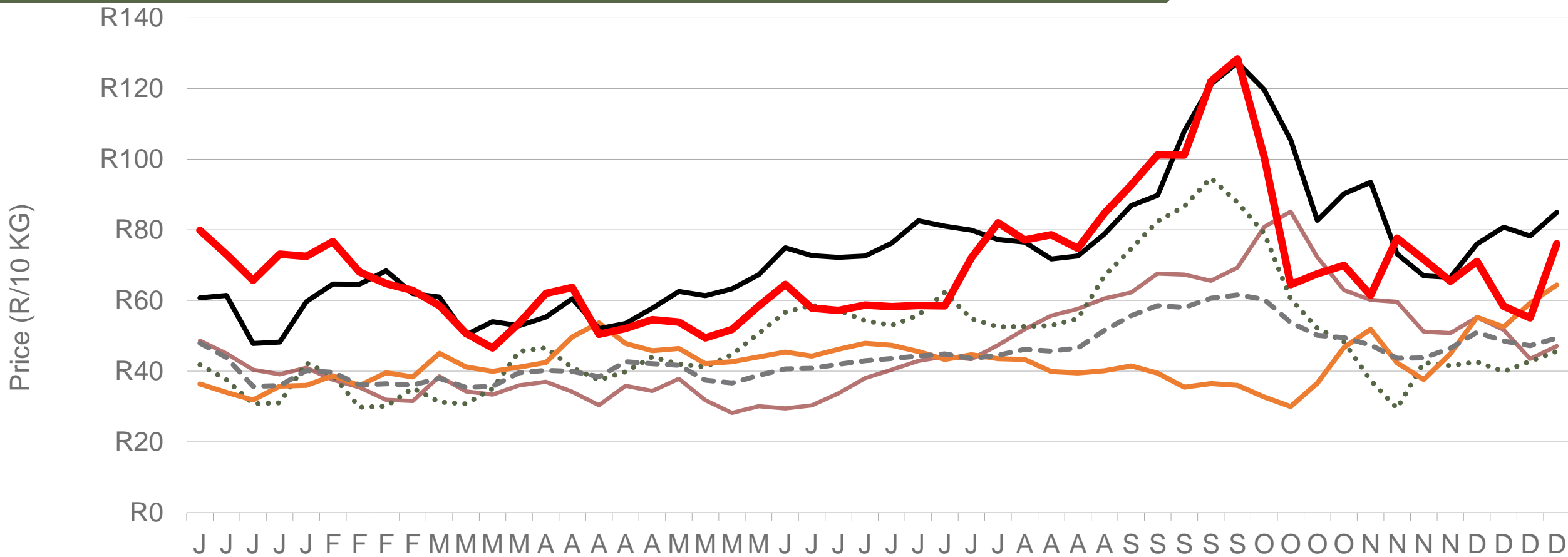
27 December 2024



Potatoes
Aartappels SA

www.potatoes.co.za


Average weekly price – all markets & all classes



Number of bags sold

9%

(Week on Week)



Average weekly price

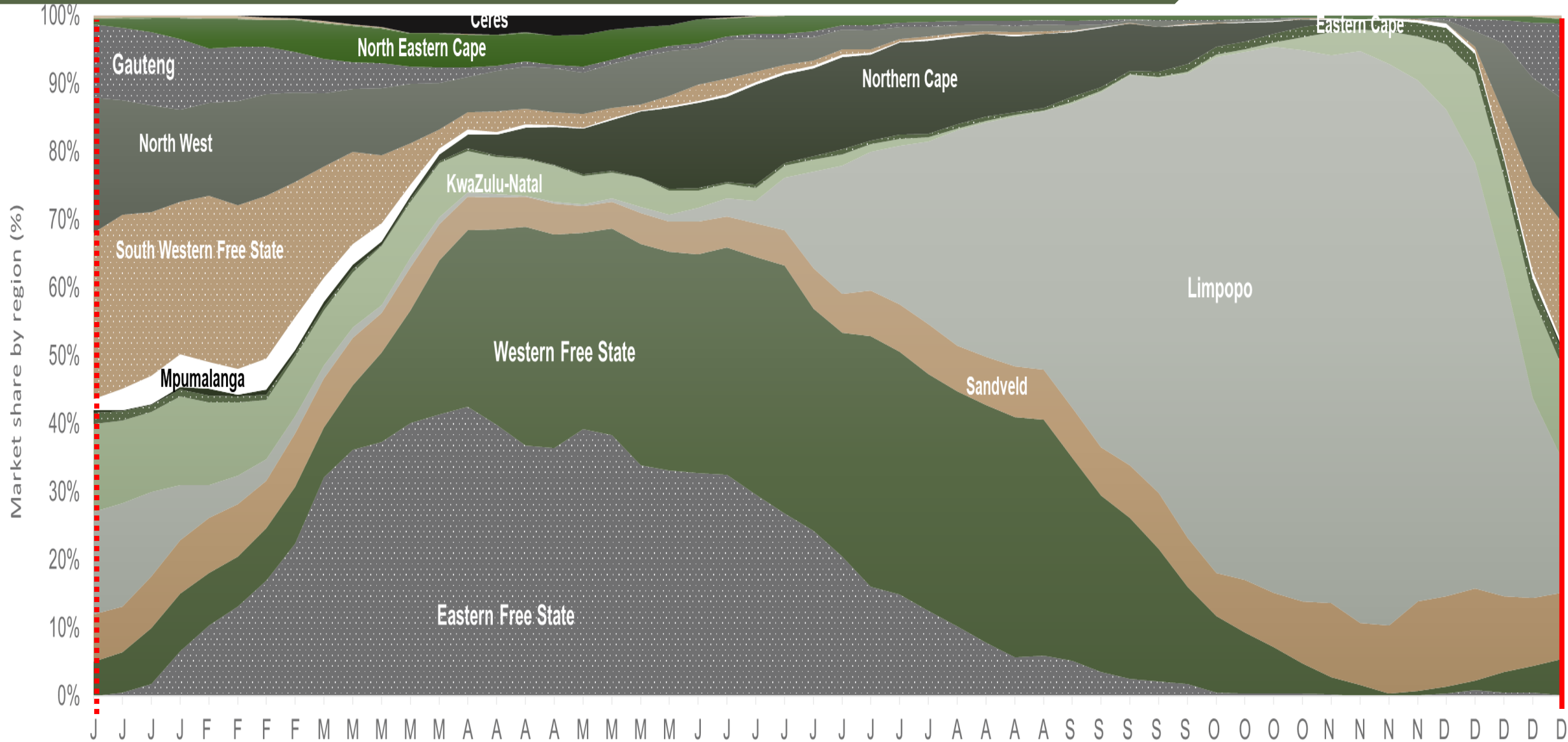
6%

(Week on week)



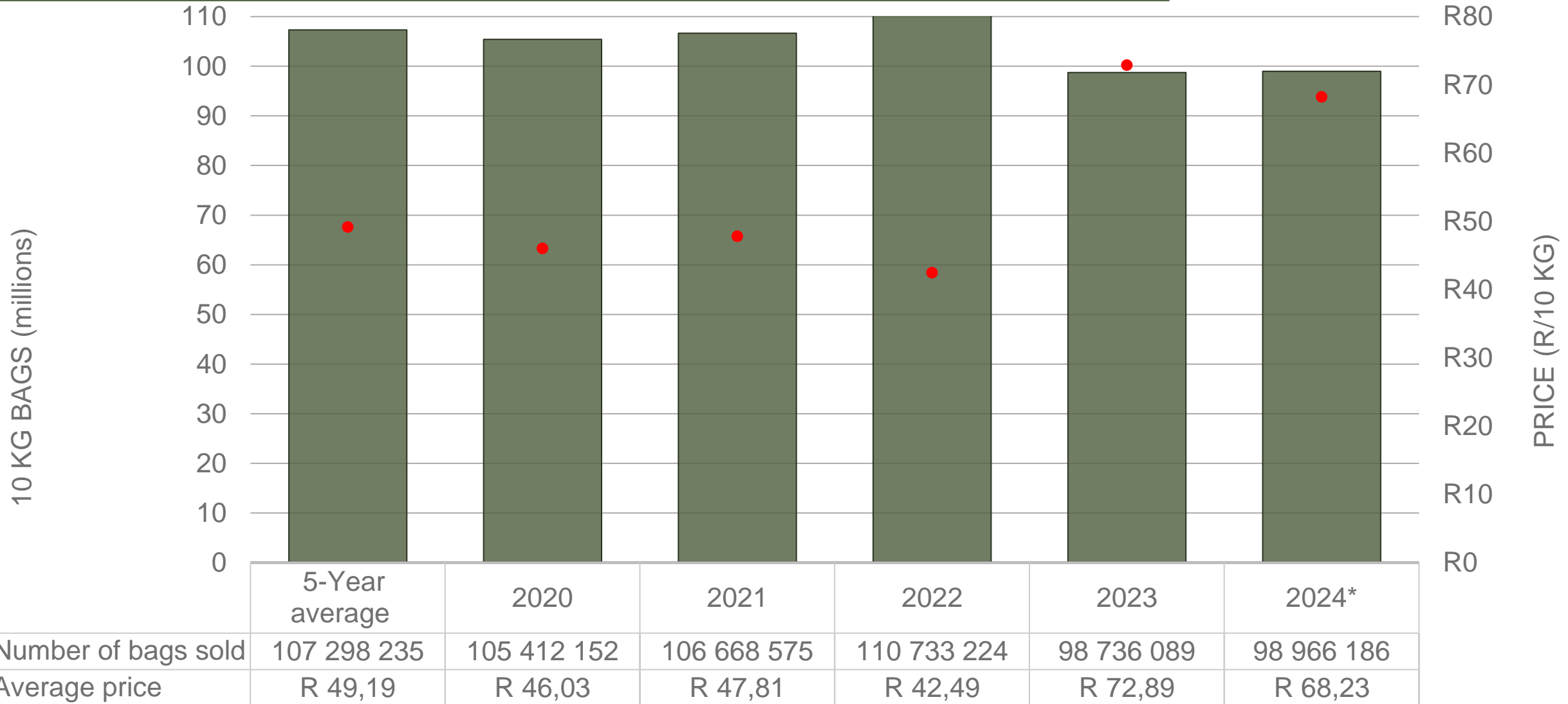
Data disclaimer: Potatoes SA does not take responsibility for the accuracy or interpretation of company data re-purposed by 3rd parties

Market share of regions on fresh produce markets



Data disclaimer: Potatoes SA does not take responsibility for the accuracy or interpretation of company data re-purposed by 3rd parties

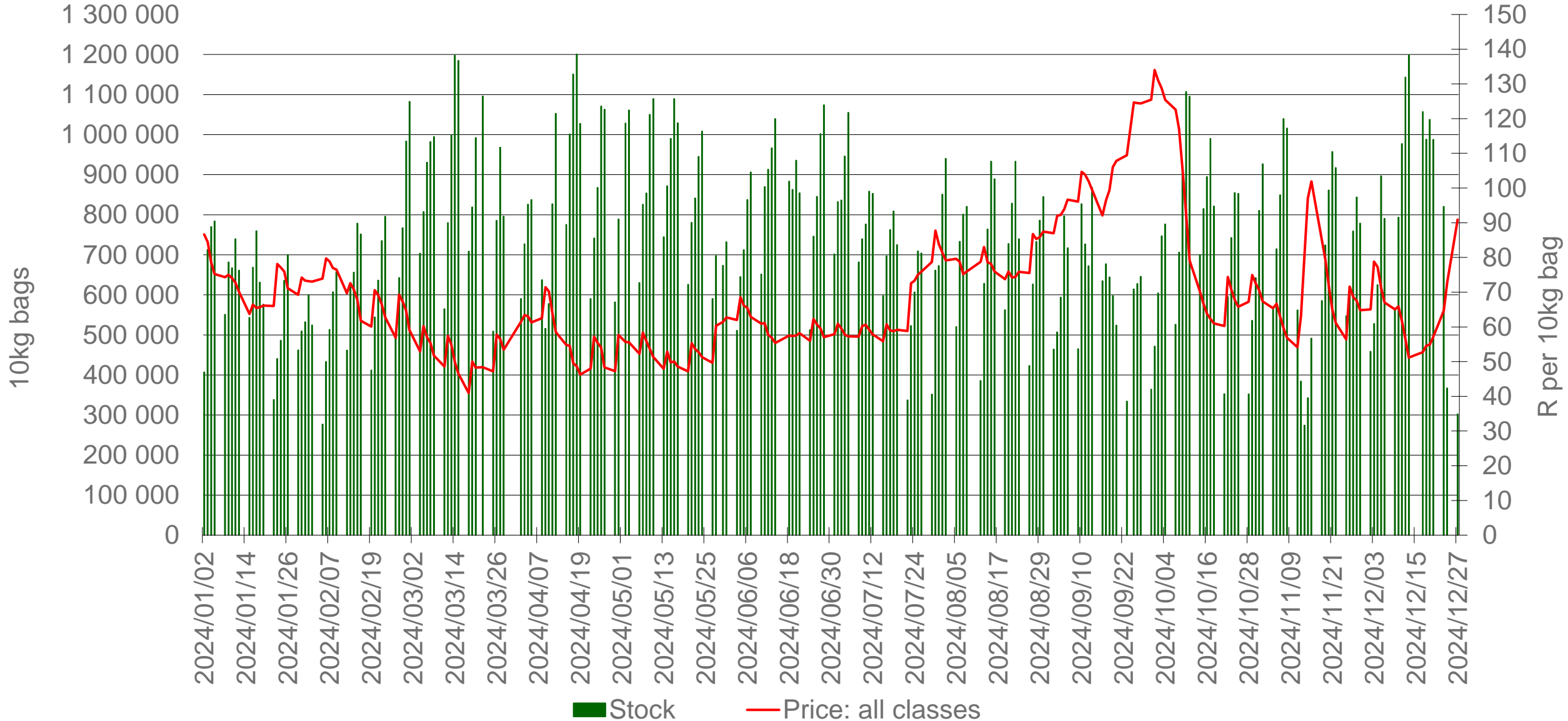
Cumulative total number of 10 kg bags sold on markets:



Sold 8 332 049 bags **less** than the **5-year average** (2019 to 2023) of the first 52 weeks of 2024

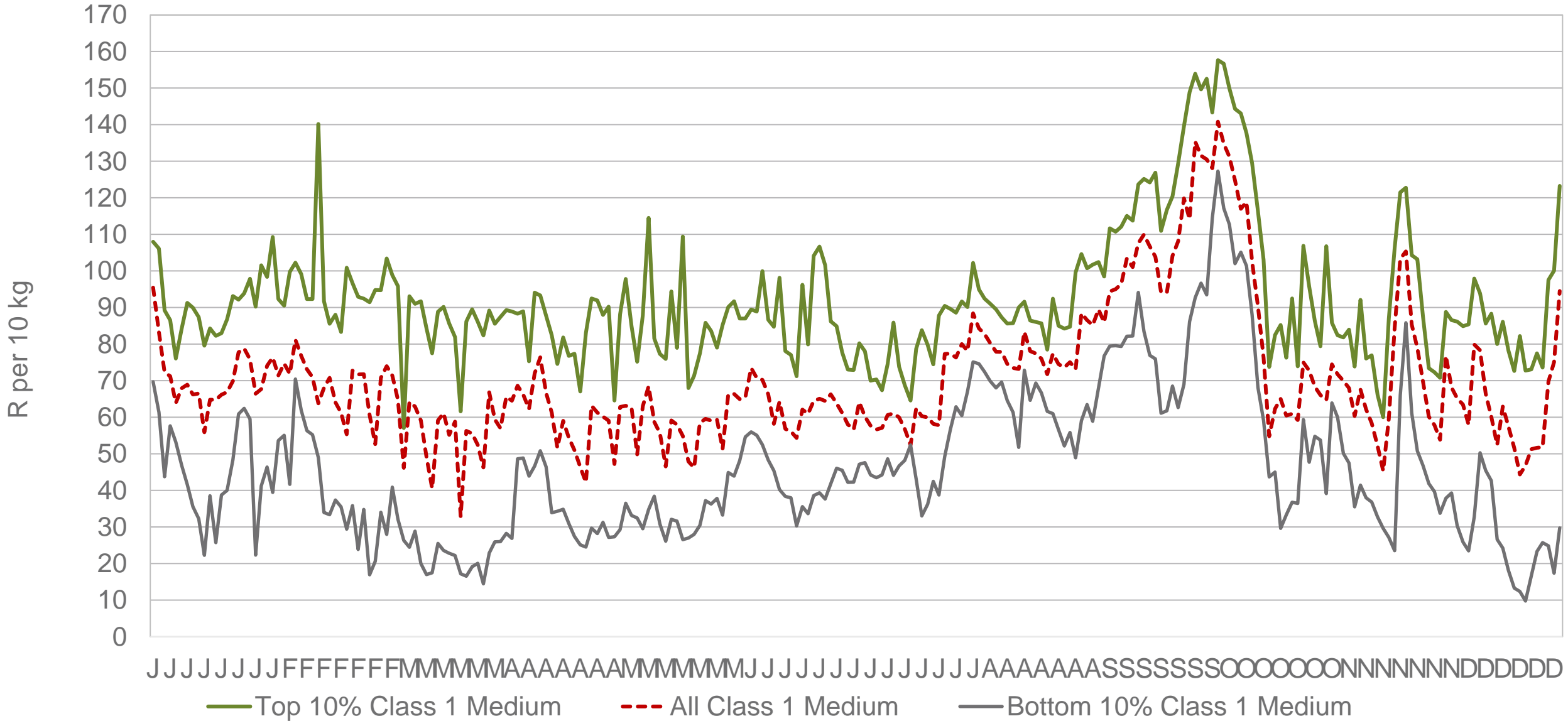
Data disclaimer: Potatoes SA does not take responsibility for the accuracy or interpretation of company data re-purposed by 3rd parties

RSA daily Price versus Daily Available stocks (all classes & all sizes)



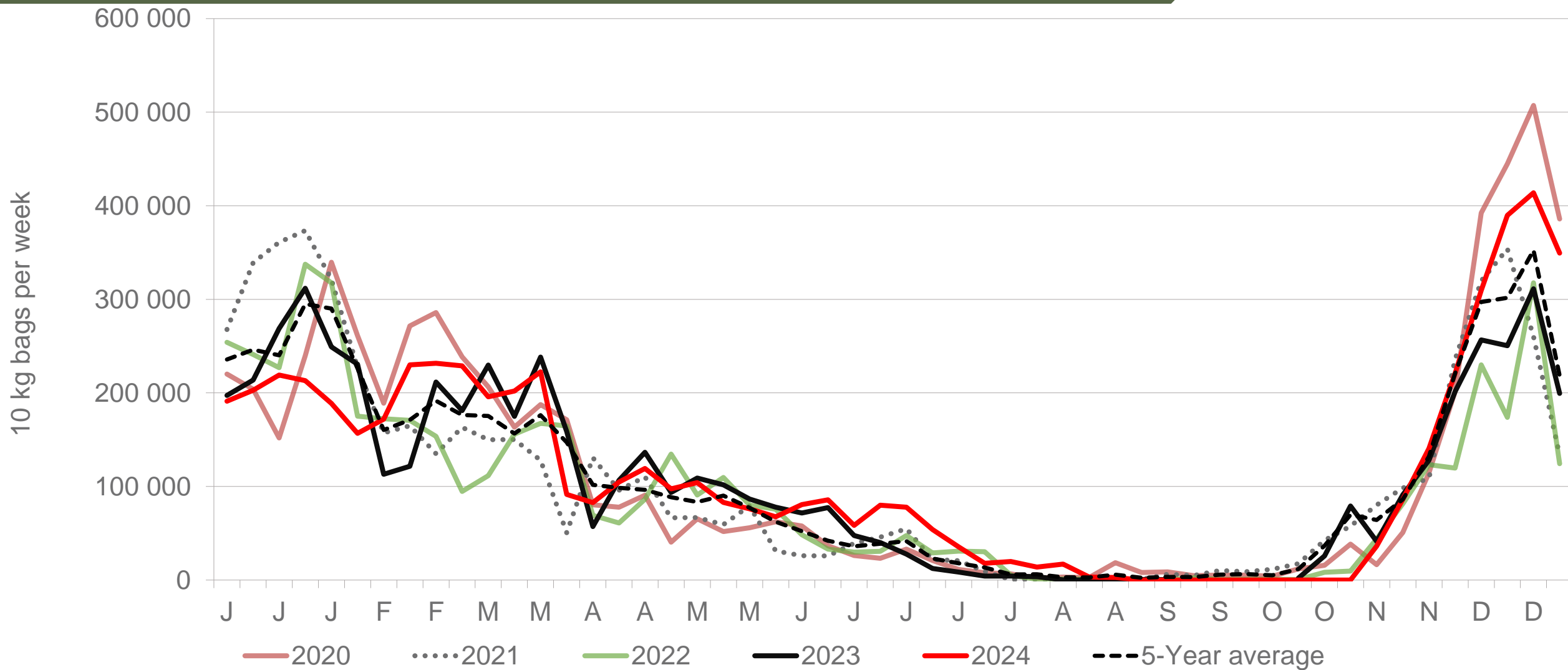
Data disclaimer: Potatoes SA does not take responsibility for the accuracy or interpretation of company data re-purposed by 3rd parties

JHB market daily : Top 10% versus Bottom 10% prices – Class 1 Medium (Since January 2024)



Data disclaimer: Potatoes SA does not take responsibility for the accuracy or interpretation of company data re-purposed by 3rd parties

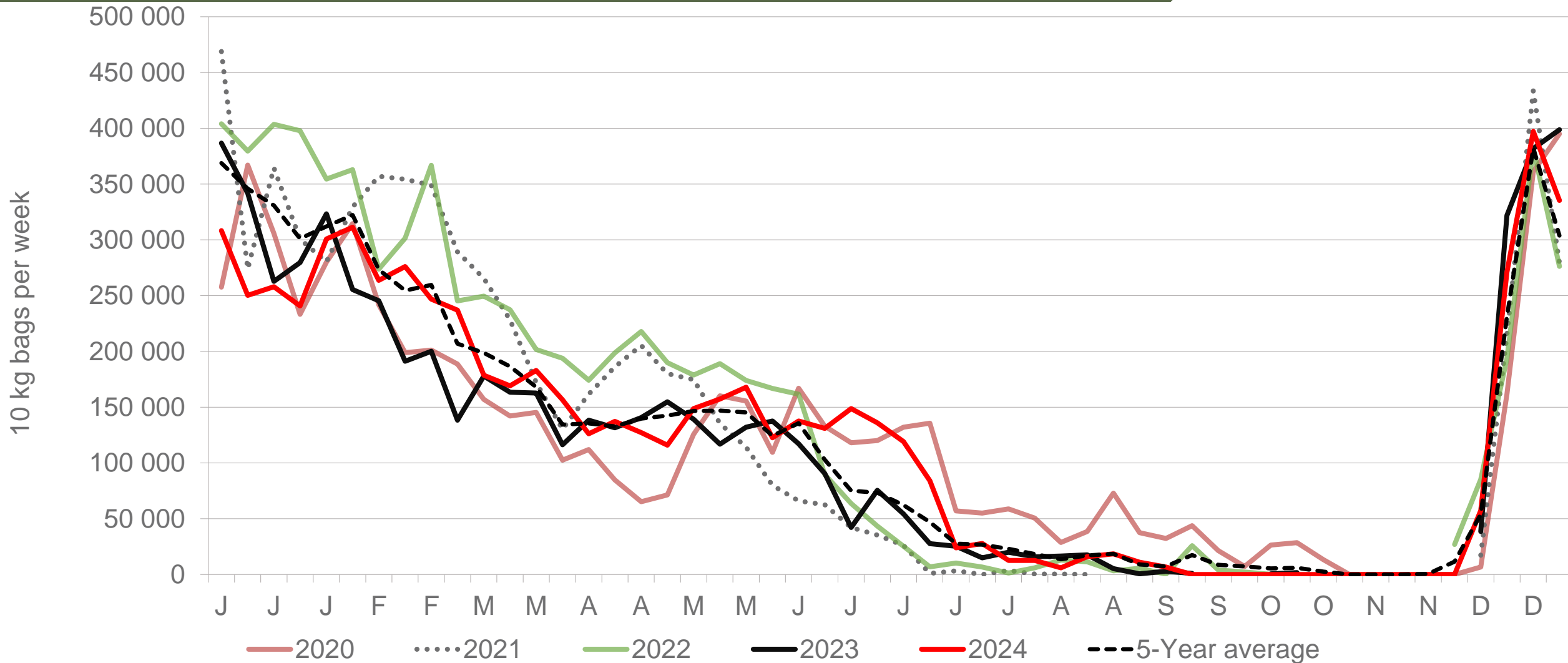
KwaZulu-Natal: Amount of 10 kg bags per week sold on FPMs (all classes)



Sold 7,56% bags **more** than the first 52 weeks of 2023 and 281 229 bags **more** than the 5-year average (2019 to 2023) of the first 52 weeks of each year.

Data disclaimer: Potatoes SA does not take responsibility for the accuracy or interpretation of company data re-purposed by 3rd parties

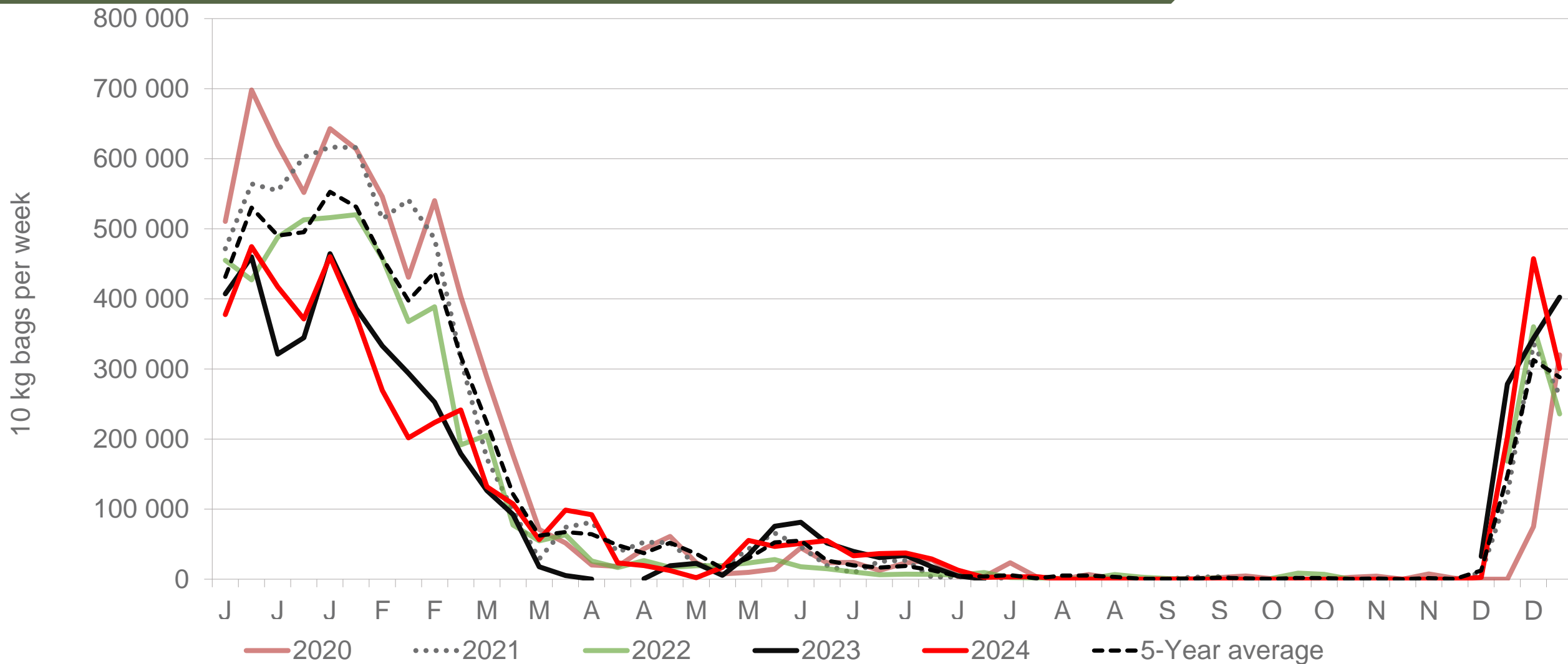
North-West: Amount of 10 kg bags per week sold on FPMs (all classes)



Sold 7% bags **more** than the first 52 weeks of 2023 and 28 588 bags **less** than the 5-year average (2019 to 2023) of the first 52 weeks of each year.

Data disclaimer: Potatoes SA does not take responsibility for the accuracy or interpretation of company data re-purposed by 3rd parties

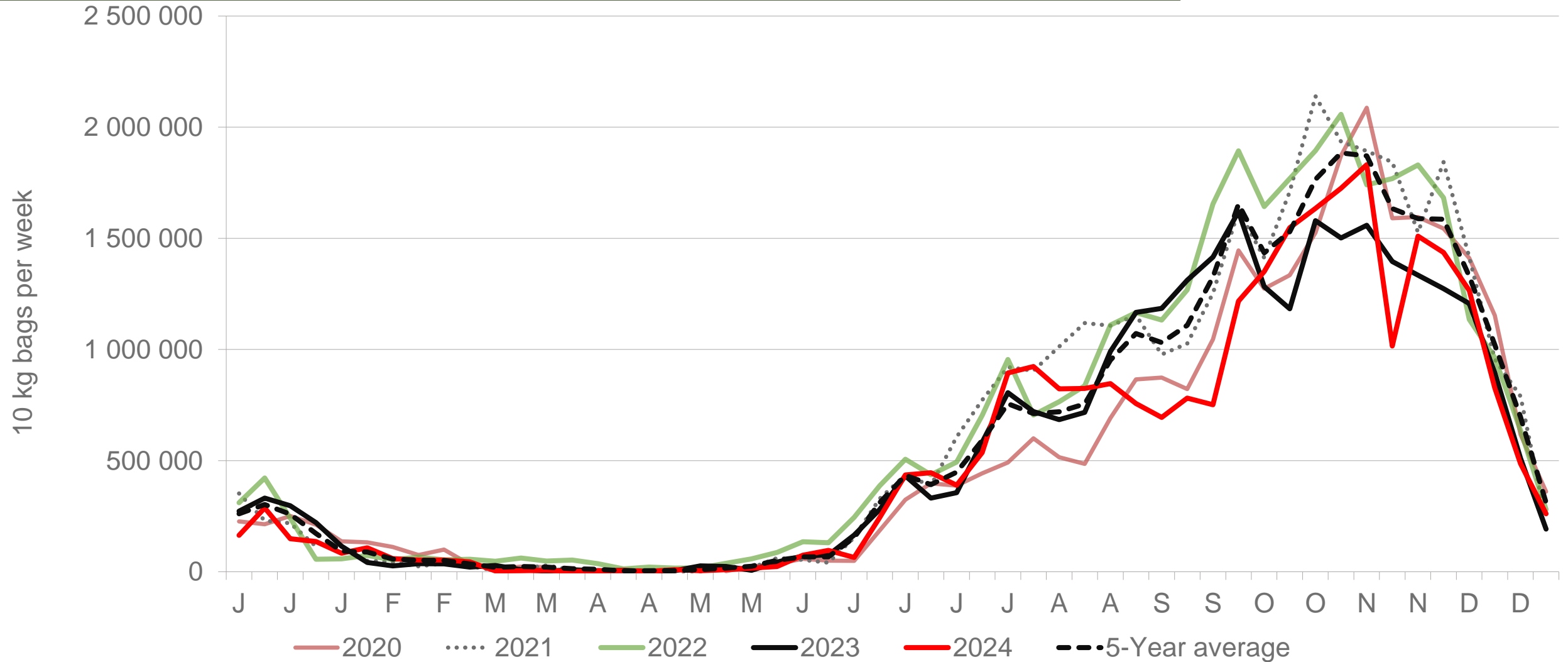
Southwestern Free State: Amount of 10 kg bags per week sold on FPMs (all classes)



Sold 2,63% bags **more** than the first 52 weeks of 2023 and 1 105 001 bags **less** than the 5-year average (2019 to 2023) of the first 52 weeks of each year.

Data disclaimer: Potatoes SA does not take responsibility for the accuracy or interpretation of company data re-purposed by 3rd parties

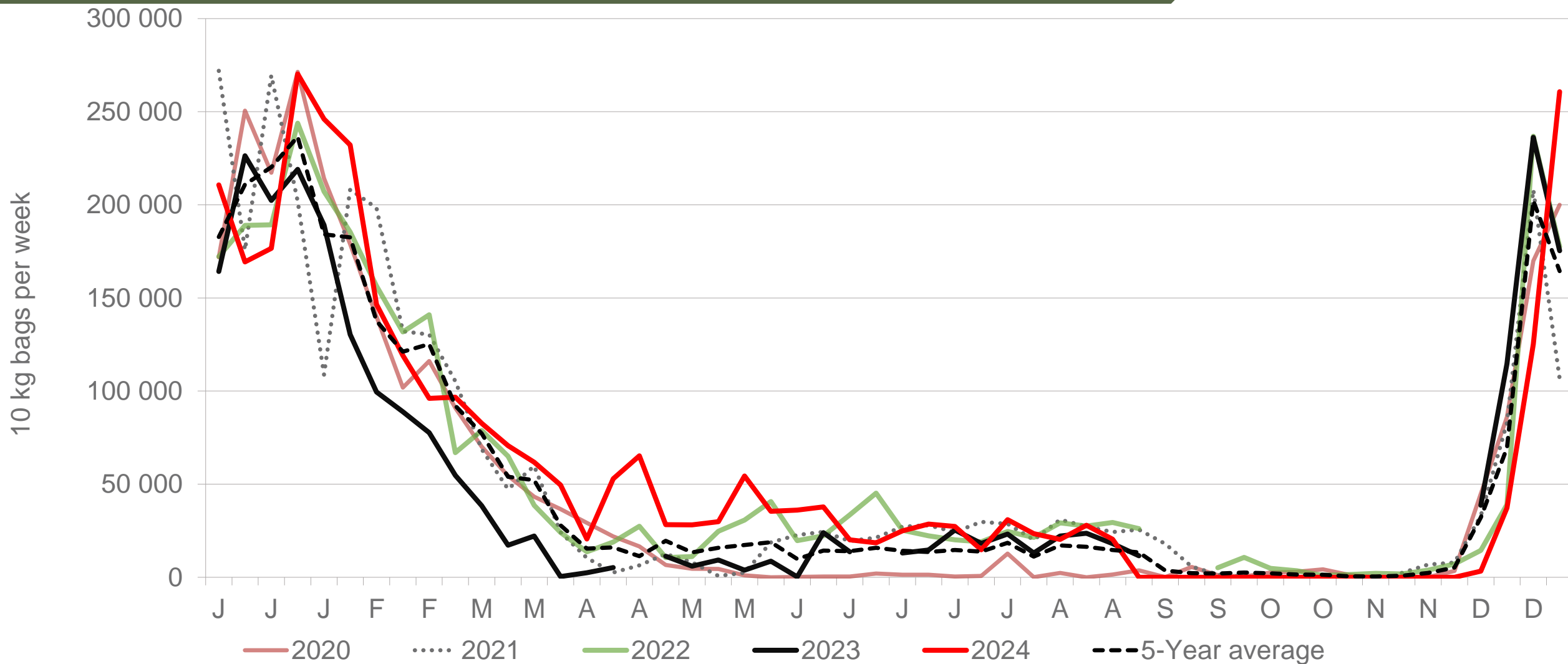
Limpopo: Amount of 10 kg bags per week sold on FPMs (all classes)



Sold 5% bags **less** than the first 52 weeks of 2023 and 3 865 121 bags **less** than the 5-year average (2019 to 2023) of the first 52 weeks of each year.

Data disclaimer: Potatoes SA does not take responsibility for the accuracy or interpretation of company data re-purposed by 3rd parties

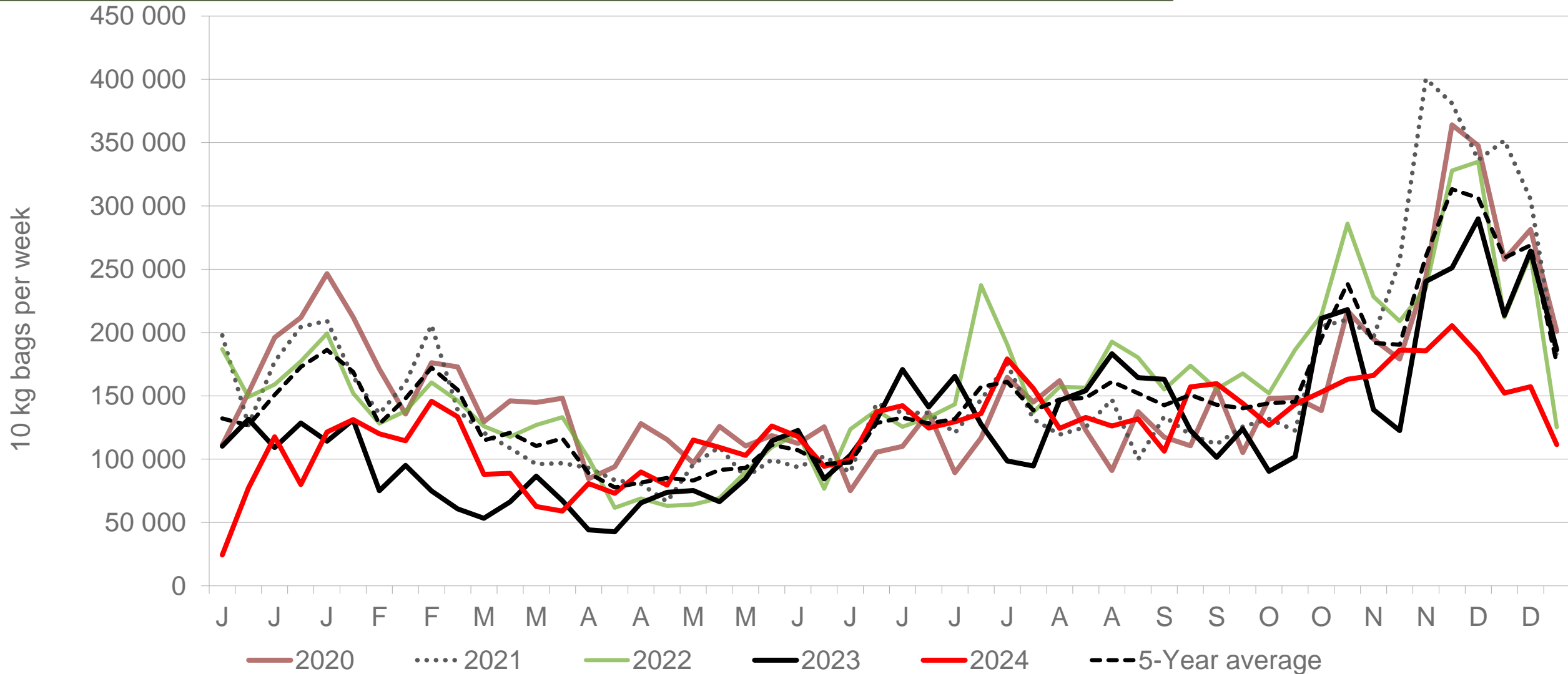
Gauteng: Amount of 10 kg bags per week sold on FPMs (all classes)



Sold 31% bags **more** than the first 52 weeks of 2023 and 374 383 bags **more** than the 5-year average (2019 to 2023) of the first 52 weeks of each year.

Data disclaimer: Potatoes SA does not take responsibility for the accuracy or interpretation of company data re-purposed by 3rd parties

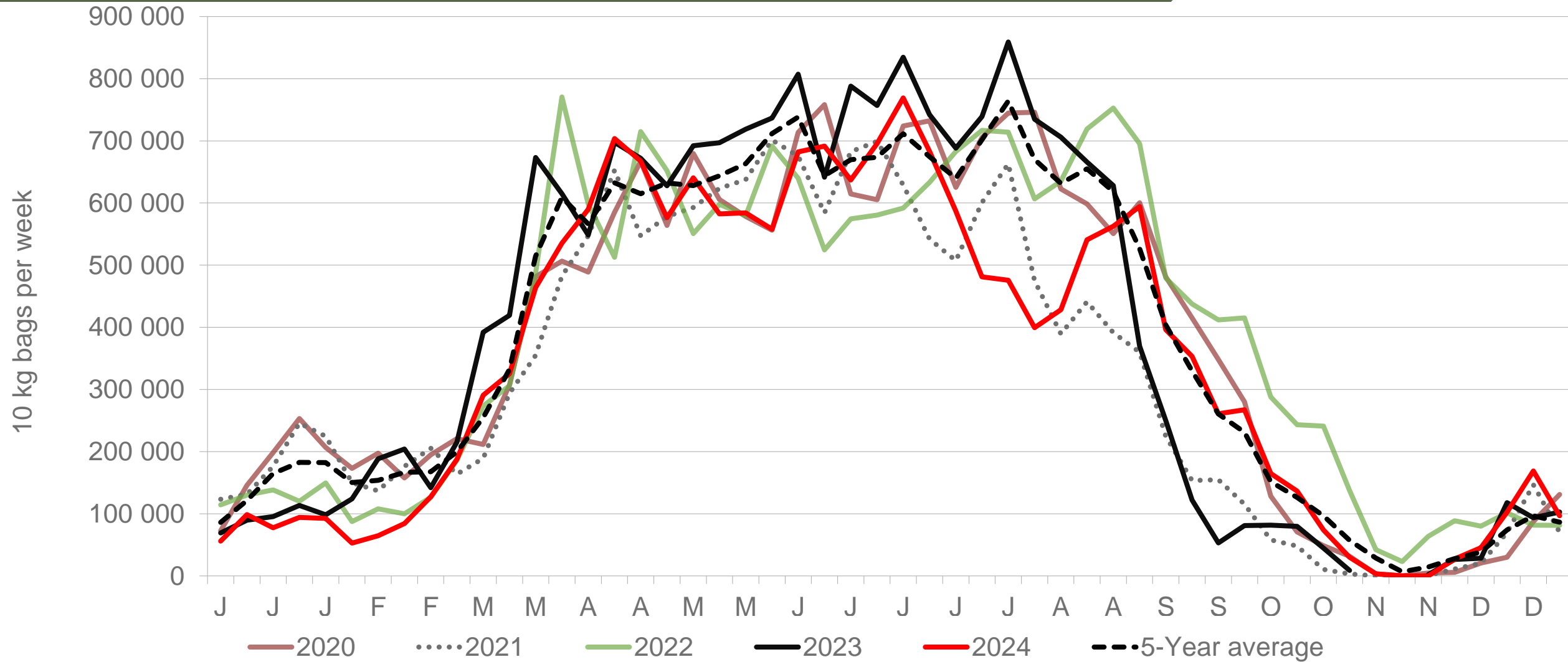
Sandveld: Amount of 10 kg bags per week sold on FPMs (all classes)



Sold 2% bags **less** than the first 52 weeks of 2023 and 1 395 316 bags **less** than the 5-year average (2019 to 2023) of the first 52 weeks of each year.

Data disclaimer: Potatoes SA does not take responsibility for the accuracy or interpretation of company data re-purposed by 3rd parties

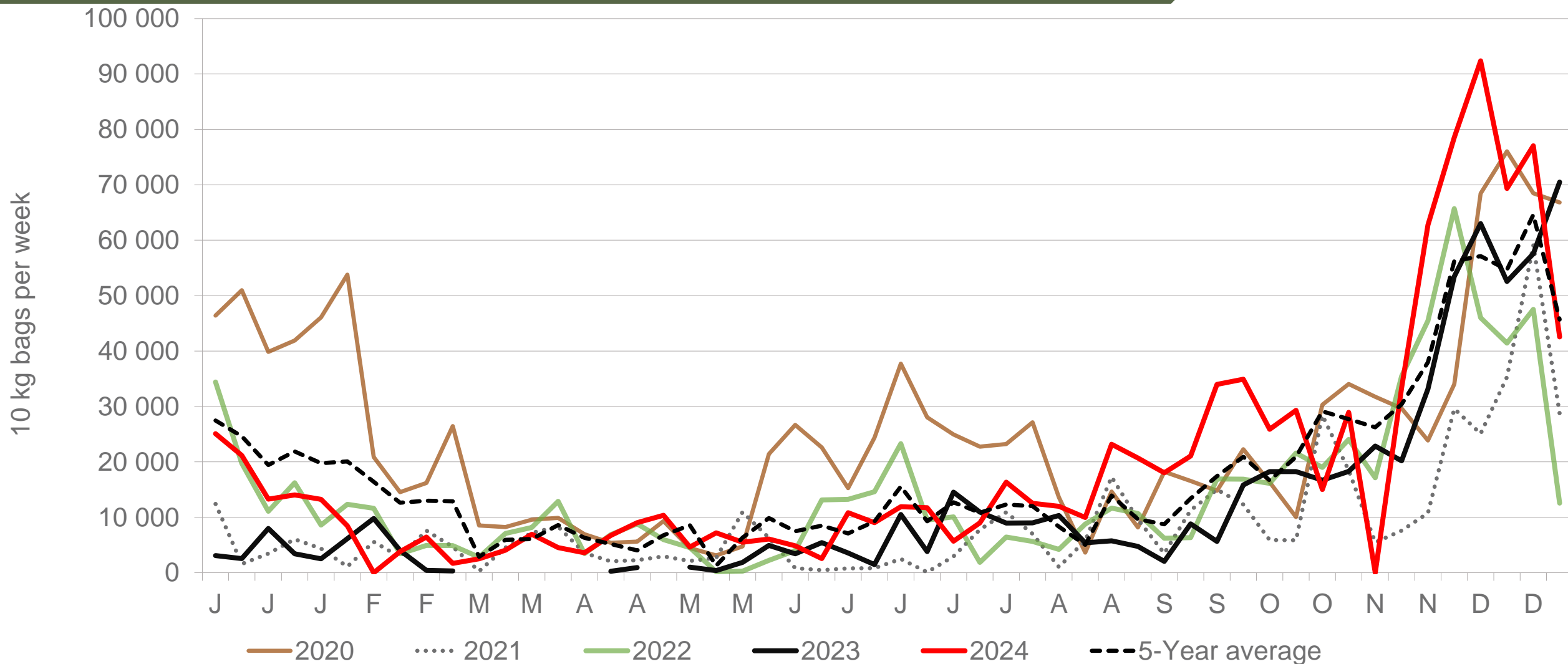
Western Free State : Amount of 10 kg bags per week sold on FPMs (all classes)



Sold 10% bags **less** than the first 52 weeks of 2023 and 1 919 269 bags **less** than the 5-year average (2019 to 2023) of the first 52 weeks of each year.

Data disclaimer: Potatoes SA does not take responsibility for the accuracy or interpretation of company data re-purposed by 3rd parties

Eastern Cape: Amount of 10 kg bags per week sold on FPMs (all classes)



Sold 60% bags **more** than the first 52 weeks of 2023 and 71 959 bags **more** than the 5-year average (2019 to 2023) of the 52 weeks of each year.

Data disclaimer: Potatoes SA does not take responsibility for the accuracy or interpretation of company data re-purposed by 3rd parties

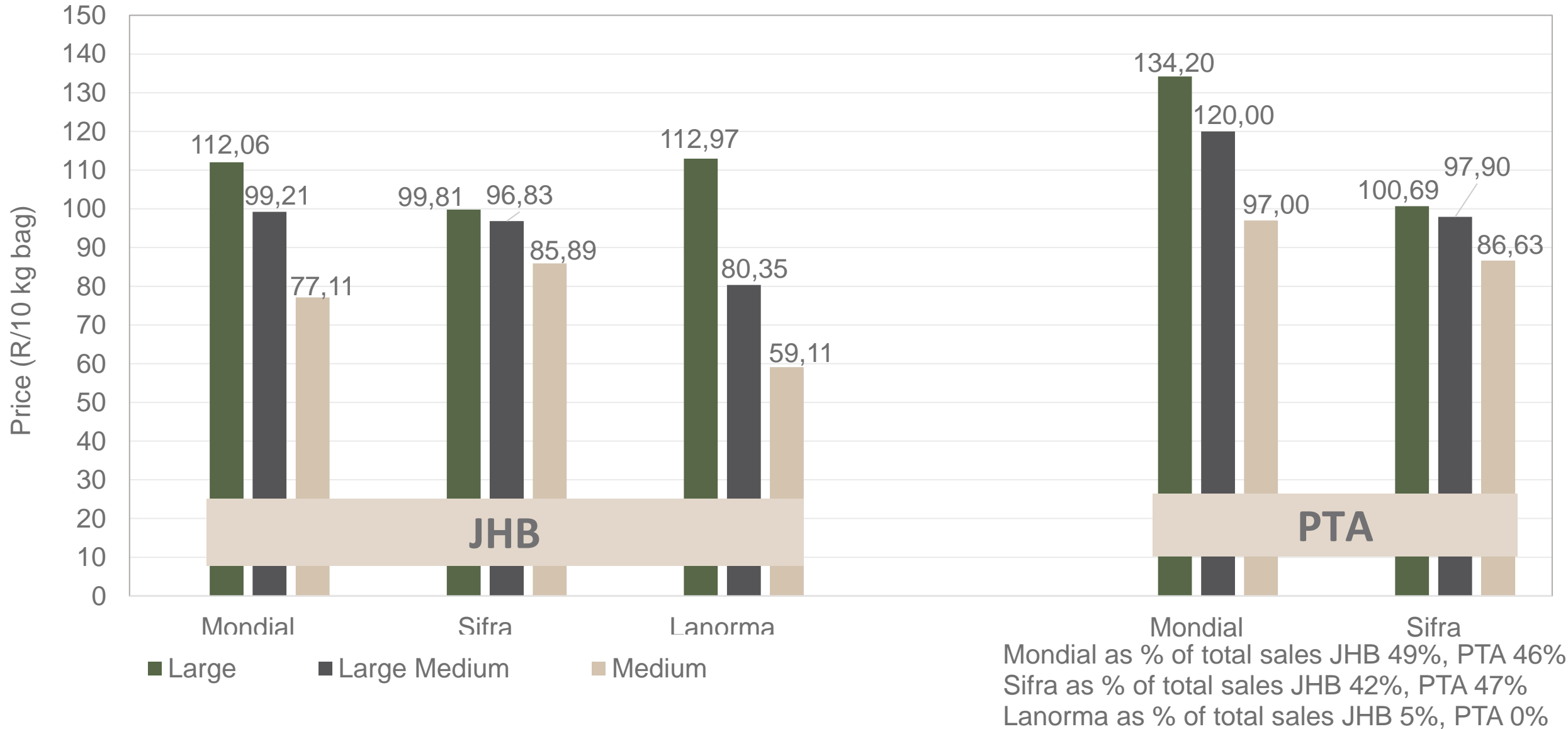
Average weekly prices and volumes for 10 kg bags of potatoes sold on selected markets from selected production regions



Klas & Grootte	KwaZulu-Natal				North West				South Western Freestate				Limpopo				Gauteng				Sandveld		All Regions	
	DUR		PIE		JOH		PRE		JOH		PRE		JOH		PRE		JOH		PRE		CAP		All Markets	
	Volume 10kg	Prices R/10kg	Volume 10kg	Prices R/10kg	Volume 10kg	Prices R/10kg	Volume 10kg	Prices R/10kg	Volume 10kg	Prices R/10kg	Volume 10kg	Prices R/10kg	Volume 10kg	Prices R/10kg	Volume 10kg	Prices R/10kg	Volume 10kg	Prices R/10kg	Volume 10kg	Prices R/10kg	Volume 10kg	Prices R/10kg	Volume 10kg	Prices R/10kg
1L	6 346	82,24	2 091	91,30	38 356	113,24	21 249	123,22	11 212	108,55	3 906	81,10	21 036	124,89	1 136	113,34	39 348	110,39	6 637	117,61	5 222	100,38	300 584	107,61
1L/M	5 283	64,70	2 971	76,65	40 360	104,17	18 240	110,71	31 878	98,67	8 033	76,64	49 470	106,64	7 070	101,98	78 278	98,14	6 763	108,16	13 858	82,09	447 705	94,89
1M	12 222	59,61	3 144	54,50	20 466	94,76	14 410	97,95	29 952	90,39	6 303	72,15	52 952	88,55	6 047	76,37	54 582	82,32	8 939	77,69	24 264	68,93	398 982	77,74
1S	3 921	15,64	3 176	37,70	26 168	39,07	10 850	39,94	12 874	26,04	2 625	27,15	30 720	51,30	6 974	34,92	18 210	44,48	2 514	32,18	17 676	43,51	213 445	38,87
1S/M	1 902	34,62	-	-	18 328	67,96	9 707	73,30	9 728	61,88	3 018	51,84	4 972	35,24	260	7,77	14 104	51,77	5 548	53,62	6 163	57,33	125 852	56,04
1XL	-	-	-	-	-	-	-	-	-	-	-	-	-	-	-	-	-	-	-	-	-	-	220	110,00
1XS	-	-	-	-	15 564	26,14	-	-	7 680	20,60	-	-	14 410	27,68	-	-	6 892	27,23	-	-	-	-	48 630	24,53
1XXS	-	-	-	-	-	-	-	-	-	-	-	-	-	-	-	-	-	-	-	-	-	-	-	-
2L	2 645	64,08	773	70,89	232	88,53	1 053	105,83	1 014	93,12	1 427	79,28	1 854	91,78	2 254	98,70	2 814	95,27	-	-	2 287	82,81	54 536	94,04
2L/M	654	41,12	1 395	57,52	4 732	78,78	1 151	96,86	2 520	90,01	911	75,36	1 284	90,91	2 565	105,67	944	94,31	-	-	4 095	70,52	48 982	80,32
2M	781	34,57	1 913	50,46	872	69,45	502	83,26	3 178	75,96	1 124	66,13	2 238	67,53	3 500	79,01	2 960	59,51	-	-	8 378	63,18	64 754	63,00
2S	416	15,07	555	33,68	280	35,46	567	40,63	-	-	396	31,23	764	39,37	2 309	26,21	2 462	39,25	182	21,86	9 518	31,12	33 108	31,46
2S/M	-	-	-	-	380	37,18	235	70,11	486	45,99	95	55,01	404	21,61	257	14,33	140	11,43	-	-	2 127	49,56	15 171	41,06
2XL	-	-	-	-	-	-	-	-	-	-	-	-	-	-	-	-	-	-	-	-	-	-	-	-
2XS	-	-	-	-	348	17,27	-	-	-	-	-	-	-	-	-	-	-	-	-	-	-	-	4 038	12,46
2XXS	-	-	-	-	-	-	-	-	-	-	-	-	-	-	-	-	-	-	-	-	-	-	-	-
3L	97	60,00	207	45,05	272	47,94	421	101,34	458	69,02	3	30,00	-	-	114	67,89	-	-	-	-	-	-	6 732	72,31
3L/M	-	-	776	35,84	1 606	71,23	2 786	69,35	210	87,14	105	37,10	-	-	-	-	898	15,70	-	-	-	-	11 938	50,02
3M	-	-	695	22,79	3 104	53,29	3 055	50,34	5 246	47,59	2 105	45,42	-	-	111	7,30	1 190	54,85	1 099	32,85	118	35,42	33 634	43,36
3S/M	-	-	-	-	654	28,67	330	36,00	-	-	-	-	-	-	-	-	-	-	36	40,00	-	-	1 886	27,51
3XS	-	-	-	-	-	-	-	-	-	-	-	-	-	-	-	-	-	-	-	-	-	-	-	-
3XXS	-	-	-	-	-	-	-	-	-	-	-	-	-	-	-	-	-	-	-	-	-	-	-	-
4L	-	-	-	-	-	-	-	-	-	-	-	-	-	-	-	-	-	-	-	-	-	-	-	-
4L/M	-	-	-	-	-	-	-	-	-	-	-	-	-	-	-	-	-	-	-	-	-	-	28	24,07
4M	-	-	116	13,91	-	-	48	50,00	-	-	-	-	-	-	-	-	-	-	-	-	-	-	1 131	31,31
4S	-	-	-	-	-	-	-	-	-	-	-	-	-	-	-	-	-	-	-	-	-	-	-	-
4S/M	-	-	-	-	-	-	-	-	-	-	-	-	-	-	-	-	-	-	-	-	-	-	-	-
Total	34 899	56,18	18 529	55,14	171 942	81,22	87 533	91,53	116 436	77,72	31 515	63,92	180 104	84,49	38 653	64,35	223 254	84,94	32 420	81,64	105 298	58,11	1 849 218	76,07

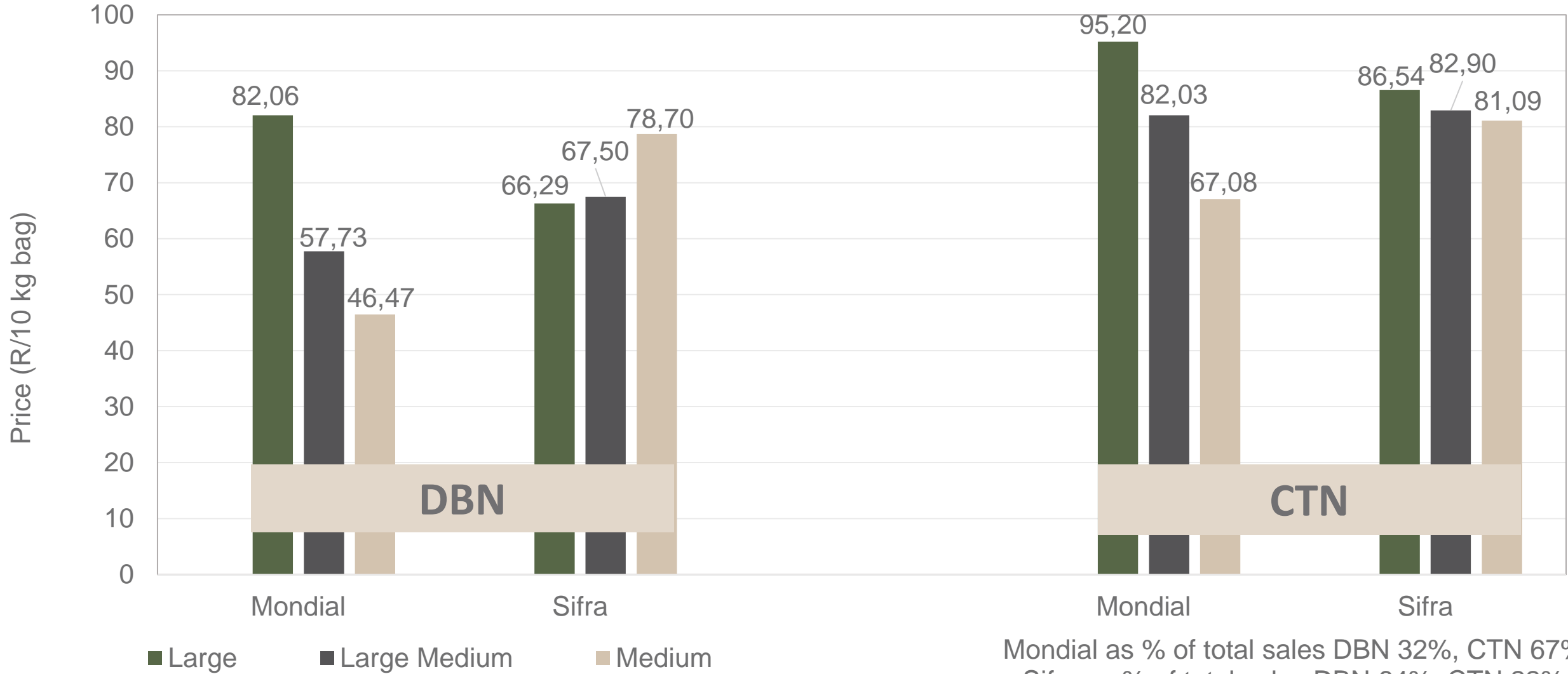
Data disclaimer: Potatoes SA does not take responsibility for the accuracy or interpretation of company data re-purposed by 3rd parties

PTA & JHB markets: Average Prices - Different Sizes (only 10 kg bags)



Data disclaimer: Potatoes SA does not take responsibility for the accuracy or interpretation of company data re-purposed by 3rd parties

DBN & CTN markets: Average Prices - Different Sizes (only 10 kg bags)



Mondial as % of total sales DBN 32%, CTN 67%
 Sifra as % of total sales DBN 64%, CTN 22%

Hectares planted to date for season 2023 versus 2024

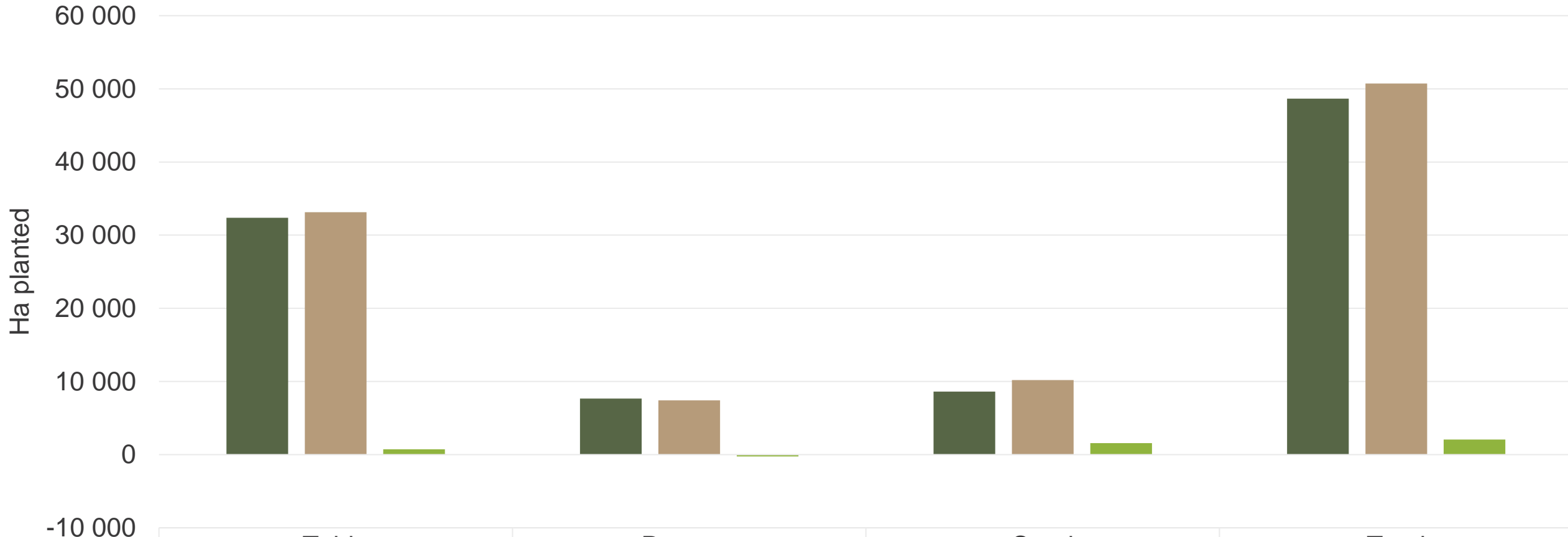


	Table	Process	Seed	Total
■ 2023	32 389	7 658	8 613	48 660
■ 2024	33 127	7 419	10 181	50 727
■ Changes	738	-240	1 568	2 066

Regions finished: Limpopo early and main, Gauteng early and late, North west main and late, Eastern Free State main, Western Free State early and late, Southwestern Free State main, Ceres main, Eastern Cape winter and summer, North Eastern Cape main, Northern cape early and main, KwaZulu Natal summer and winter, Marble hall main, Sandveld summer and early winter

Data disclaimer: Potatoes SA does not take responsibility for the accuracy or interpretation of company data re-purposed by 3rd parties

Thank you for your time

Feel free to contact us

Dikgetho@potatoes.co.za

Billy@potatoes.co.za

Jodie@potatoes.co.za



+27 (0)12 349 1906



6 De Havilland Crescent
Persequor Techno Park
Persequor Park
Pretoria



www.potatoes.co.za



Potatoes
Aartappels SA