



Weekly Market Information

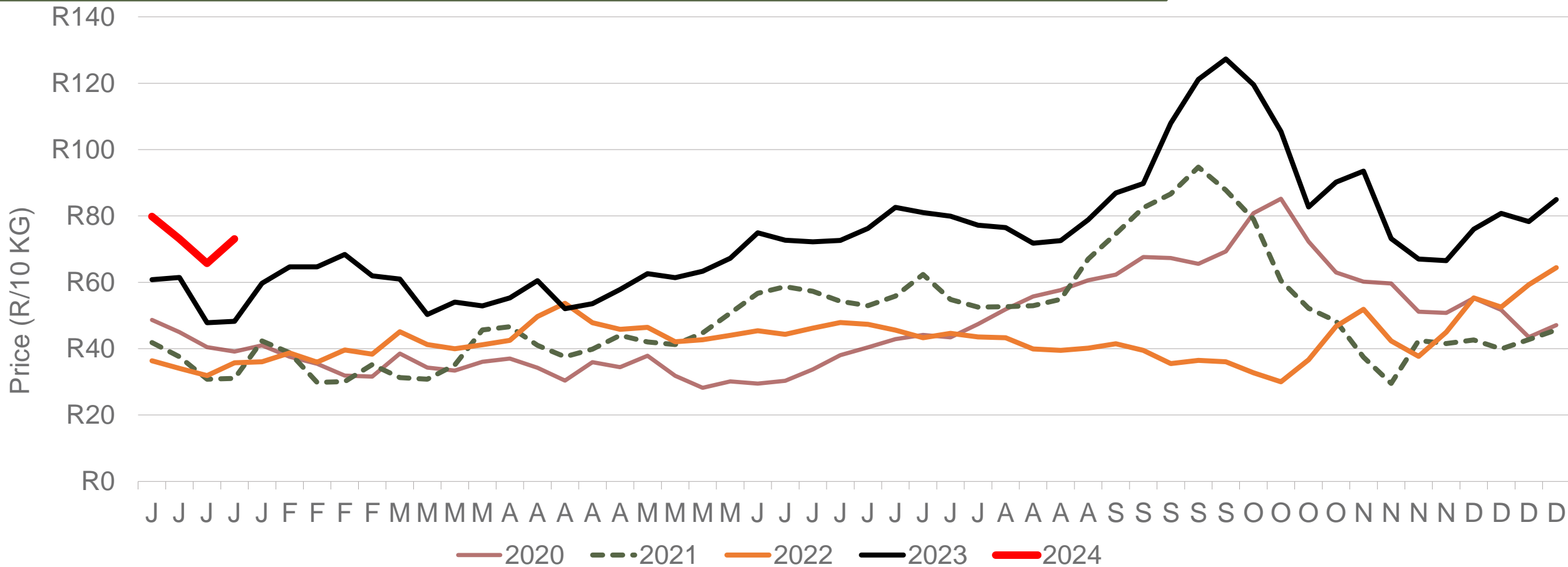
26 January 2024



Potatoes
Aartappels SA

www.potatoes.co.za


Average weekly price – all markets & all classes



Number of bags sold

4%

(Week on Week)



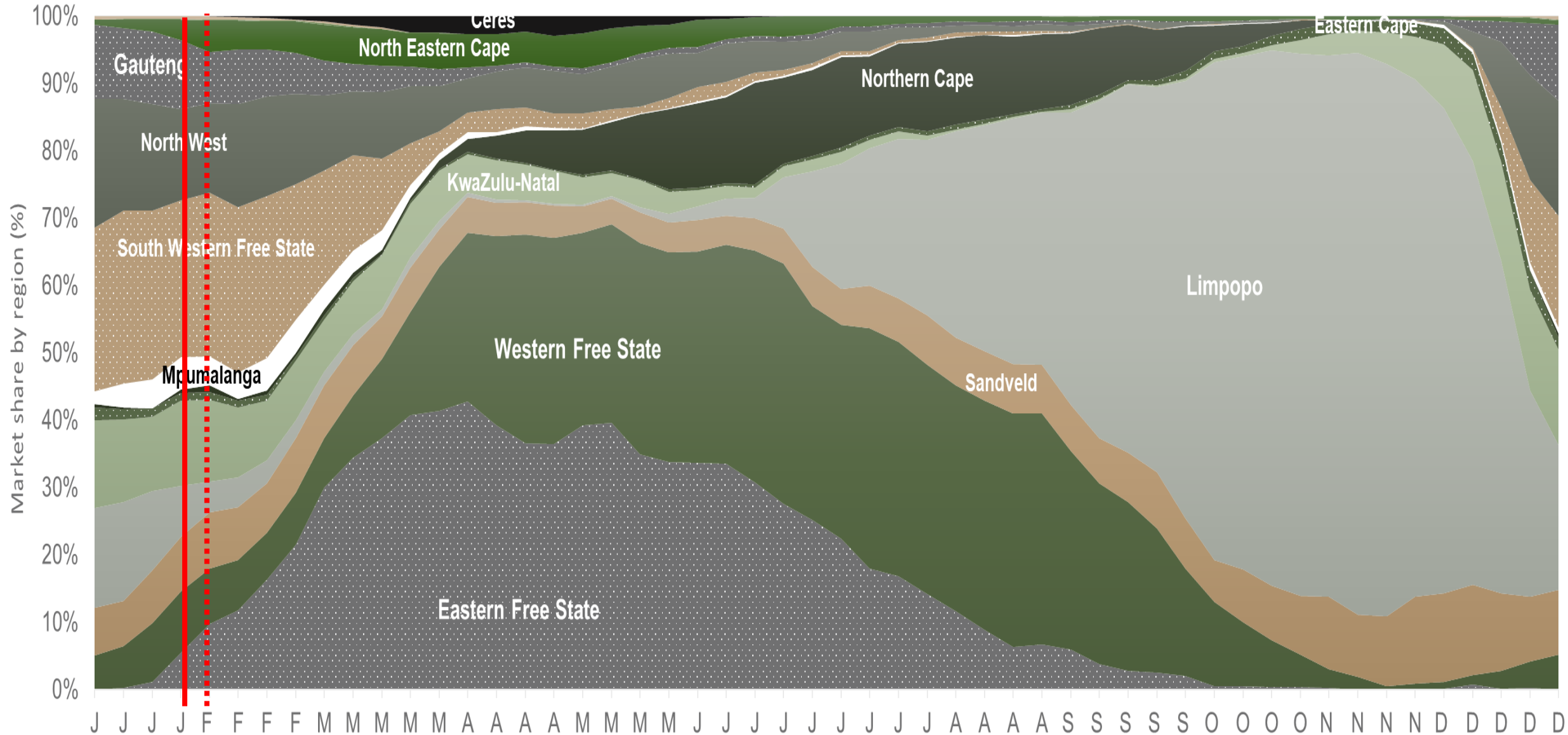
Average weekly price

11%

(Week on week)

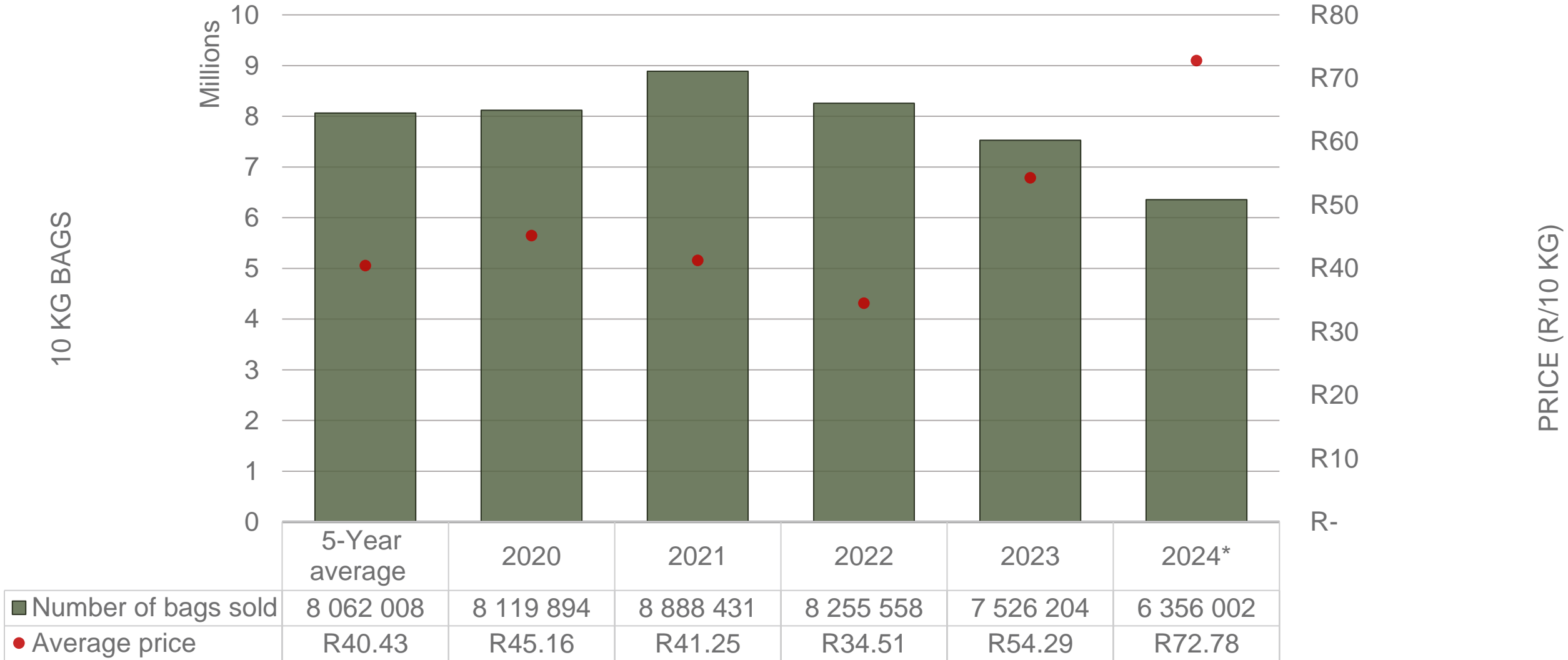


Market share of regions on fresh produce markets



Data disclaimer: Potatoes SA does not take responsibility for the accuracy or interpretation of company data re-purposed by 3rd parties

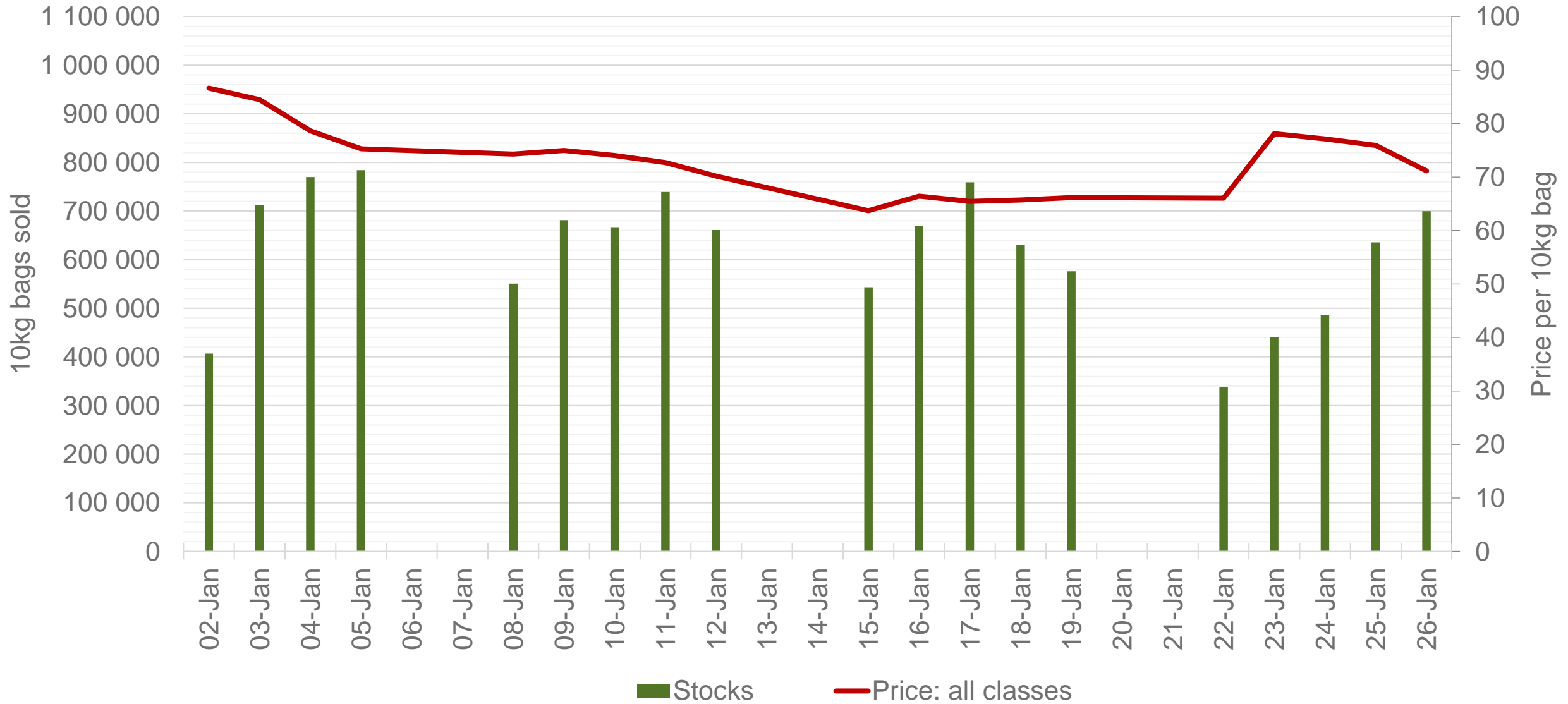
Cumulative total number of 10 kg bags sold on markets:



Sold 1 706 006 bags **less** for the fourth week of 2024 than the **5-year average** (2019 to 2023) of the fourth week of each year

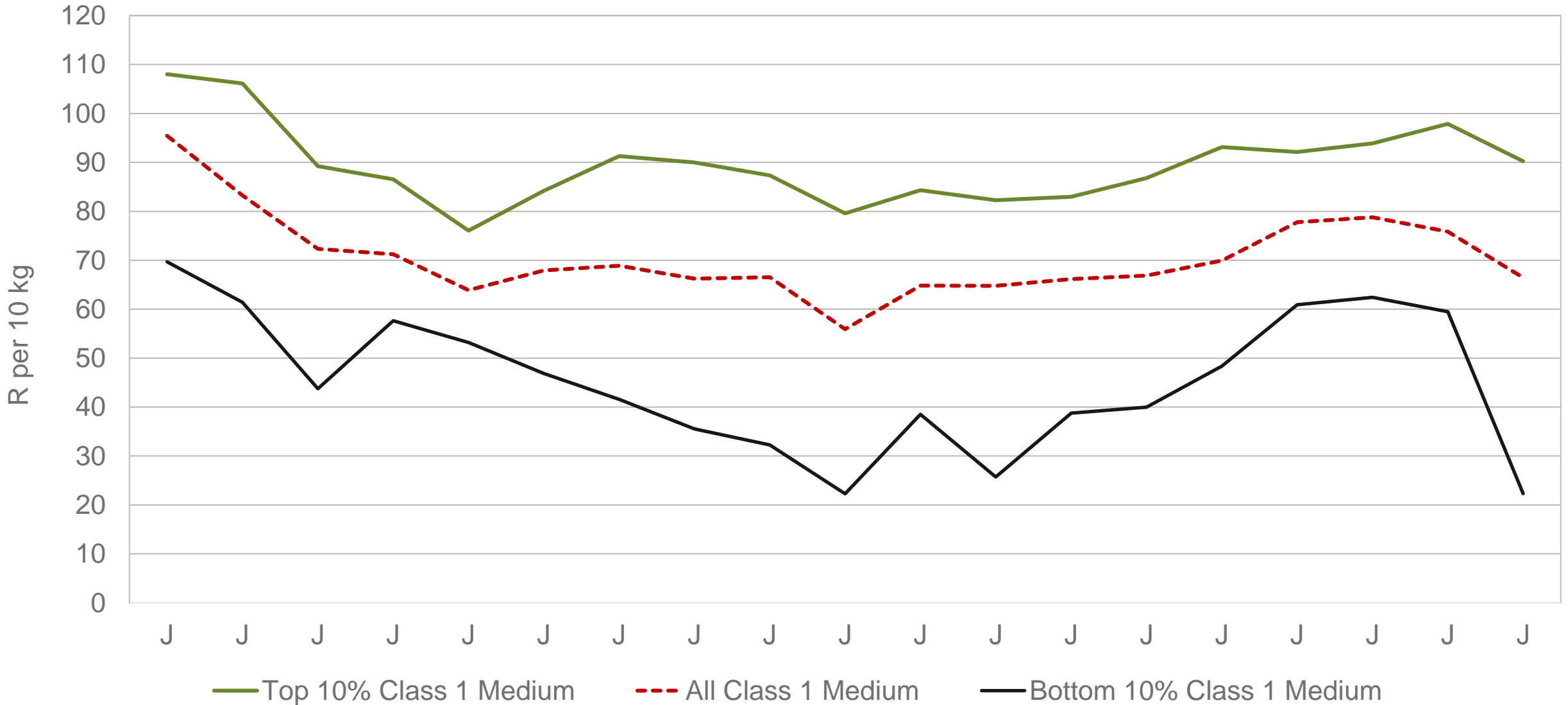
Data disclaimer: Potatoes SA does not take responsibility for the accuracy or interpretation of company data re-purposed by 3rd parties

RSA daily Price versus Daily Available stocks (all classes & all sizes)



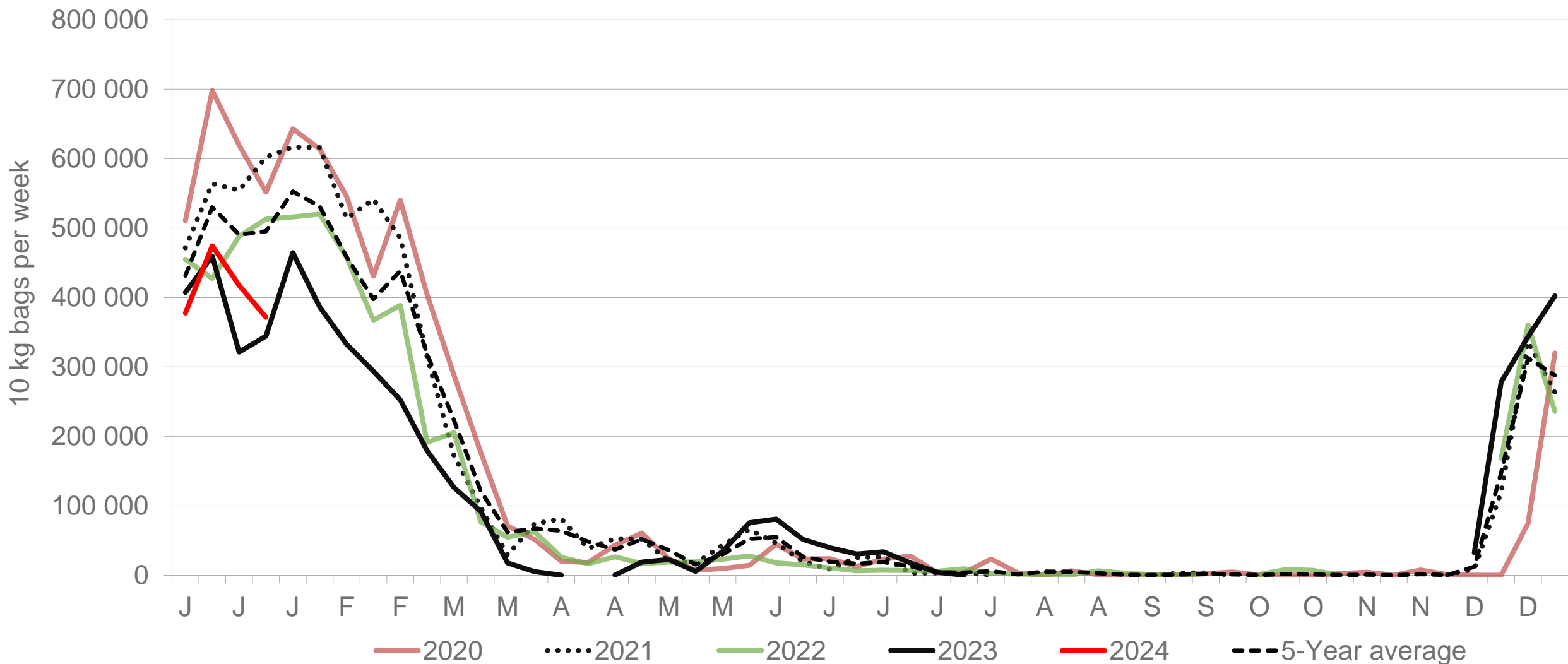
Data disclaimer: Potatoes SA does not take responsibility for the accuracy or interpretation of company data re-purposed by 3rd parties

JHB market daily : Top 10% versus Bottom 10% prices – Class 1 Medium (Since January 2024)



Data disclaimer: Potatoes SA does not take responsibility for the accuracy or interpretation of company data re-purposed by 3rd parties

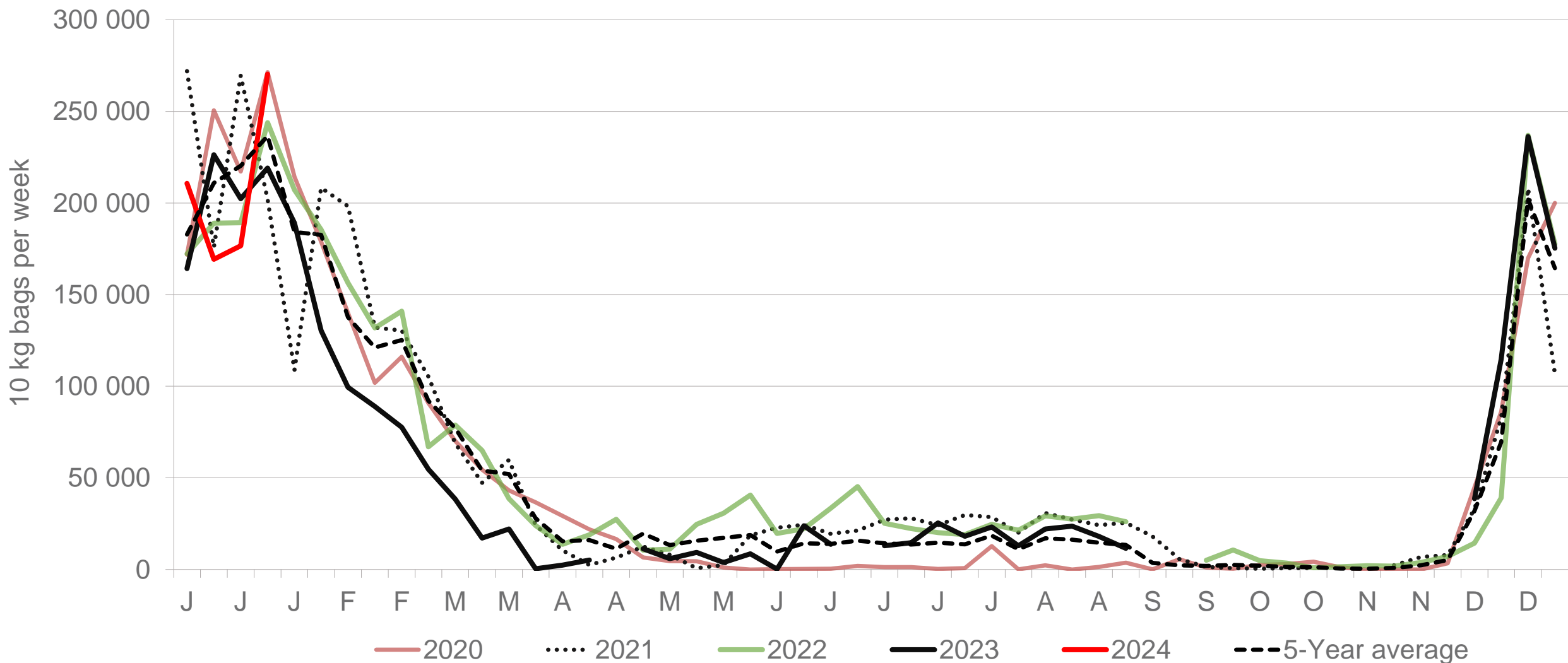
Southwestern Free State: Amount of 10 kg bags per week sold on FPMs (all classes)



Sold 7% bags **more** than the same period of 2023 and 306 316 bags **less** than the 5-year average (2019 to 2023) of the fourth week of each year

Data disclaimer: Potatoes SA does not take responsibility for the accuracy or interpretation of company data re-purposed by 3rd parties

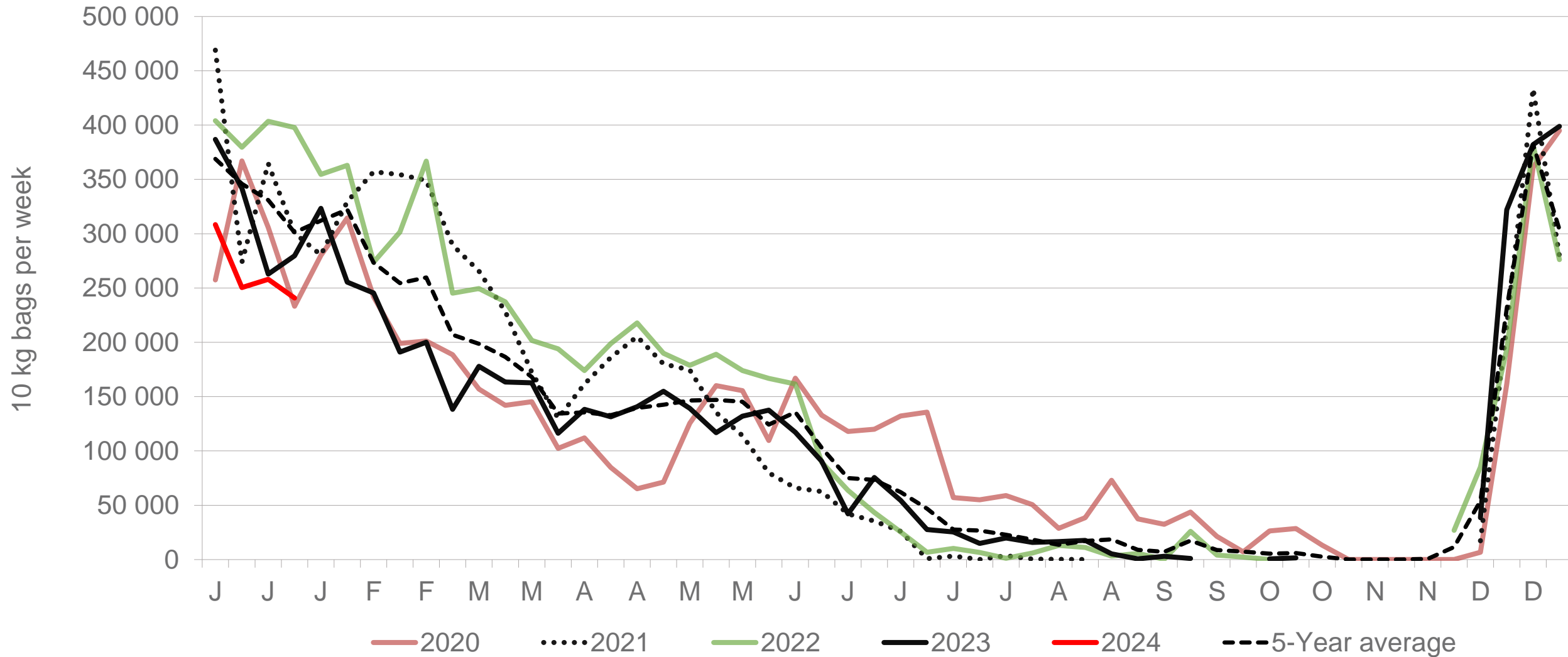
Gauteng: Amount of 10 kg bags per week sold on FPMs (all classes)



Sold 2% bags **more** than the same period of 2023 and 23 619 bags **less** than the 5-year average (2019 to 2023) of the fourth week of each year

Data disclaimer: Potatoes SA does not take responsibility for the accuracy or interpretation of company data re-purposed by 3rd parties

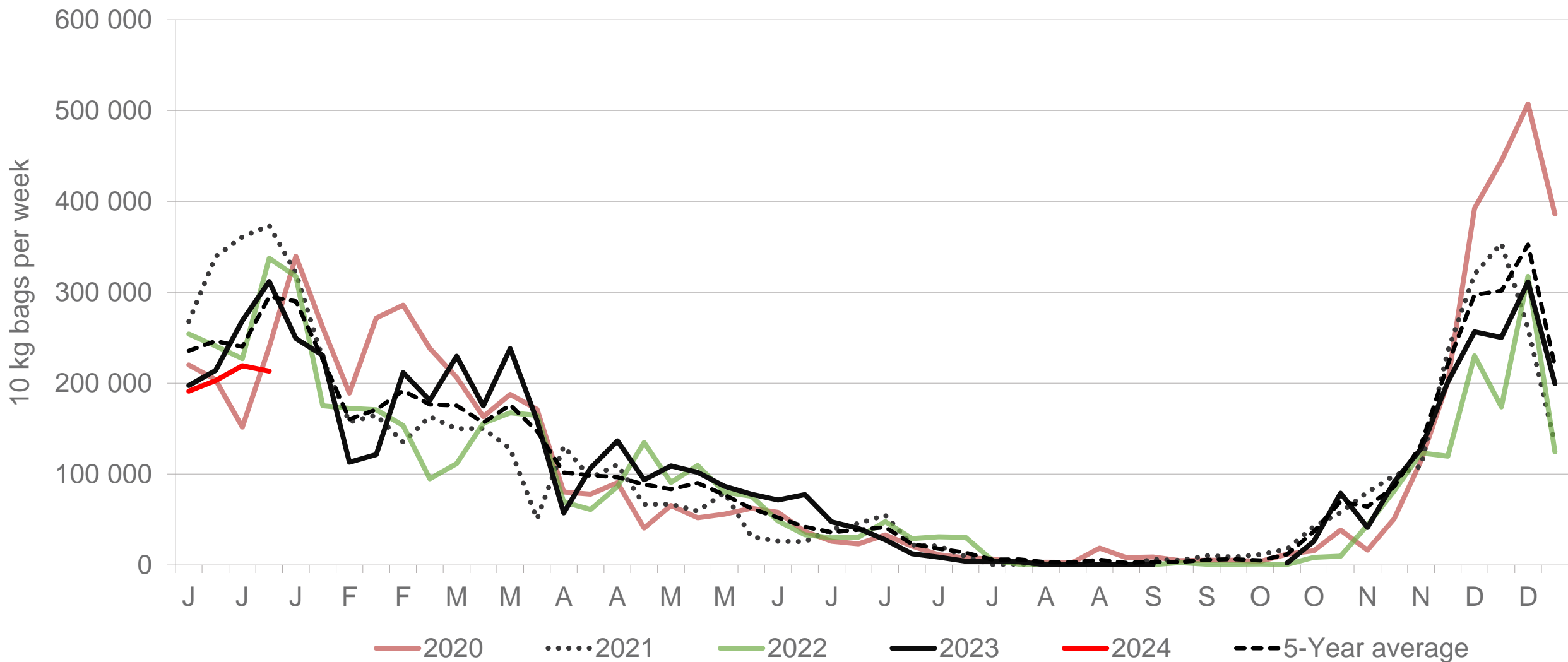
North-West: Amount of 10 kg bags per week sold on FPMs (all classes)



Sold 17% bags **less** than the same period of 2023 and 289 354 bags **less** than the 5-year average (2019 to 2023) of the fourth week of each year

Data disclaimer: Potatoes SA does not take responsibility for the accuracy or interpretation of company data re-purposed by 3rd parties

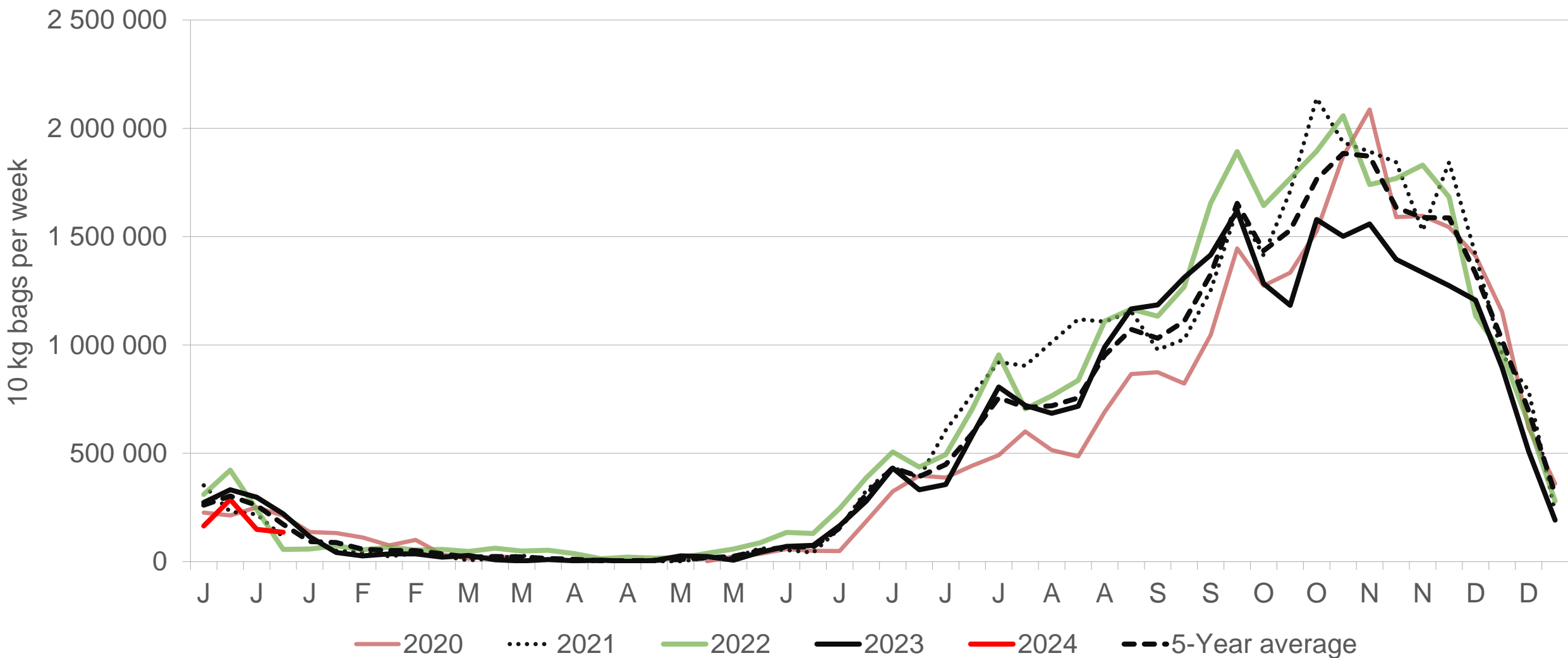
KwaZulu-Natal: Amount of 10 kg bags per week sold on FPMs (all classes)



Sold 17% bags **less** than the same period of 2023 and 190 906 bags **less** than the 5-year average (2019 to 2023) of the fourth week of each year

Data disclaimer: Potatoes SA does not take responsibility for the accuracy or interpretation of company data re-purposed by 3rd parties

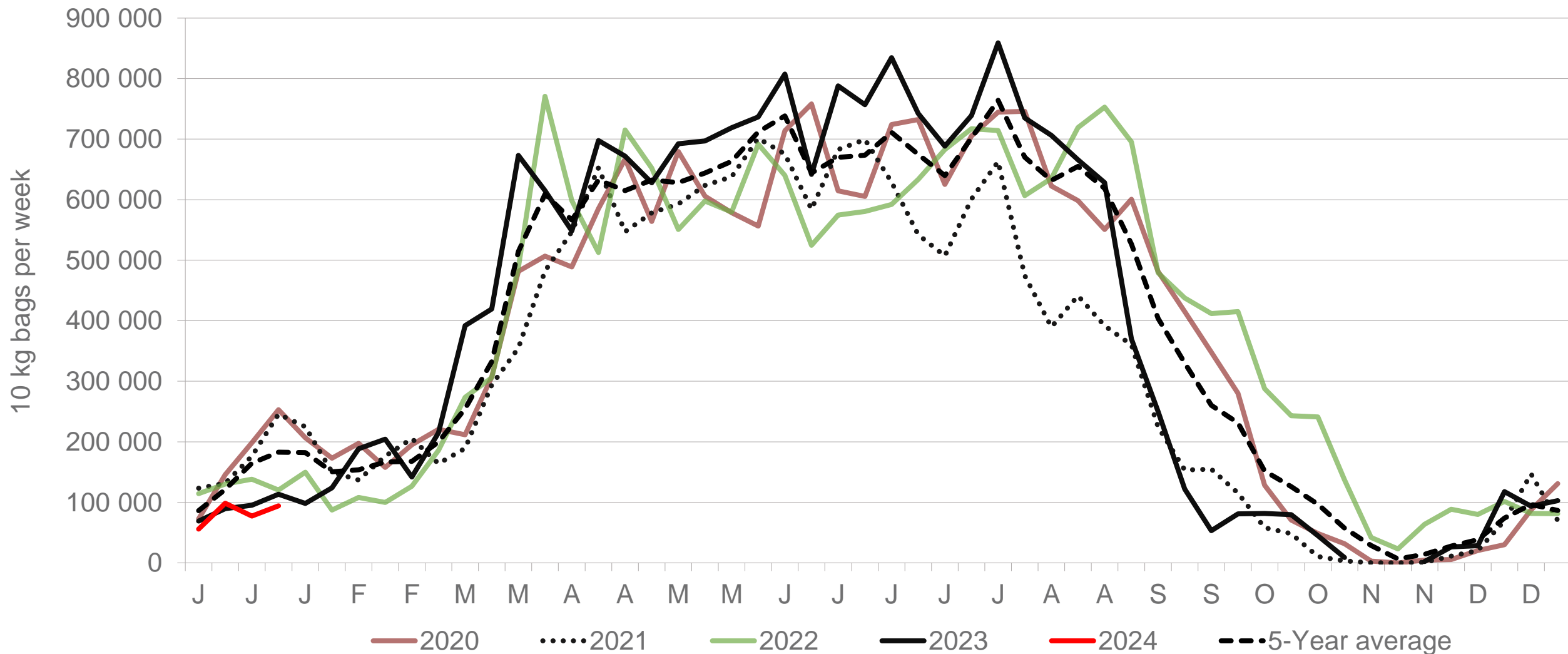
Limpopo: Amount of 10 kg bags per week sold on FPMs (all classes)



Sold 34% bags **less** than the same period of 2023 and 258 984 bags **less** than the 5-year average (2019 to 2023) of the fourth week of each year

Data disclaimer: Potatoes SA does not take responsibility for the accuracy or interpretation of company data re-purposed by 3rd parties

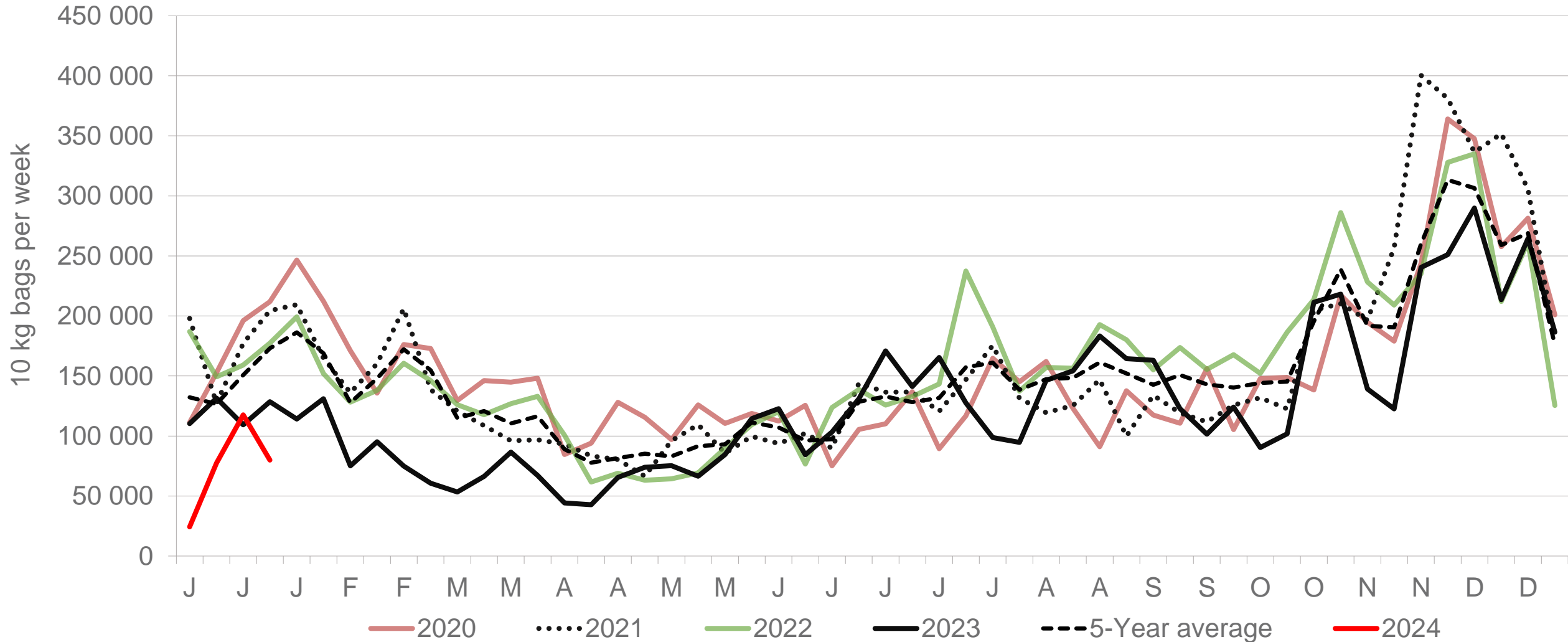
Western Free State : Amount of 10 kg bags per week sold on FPMs (all classes)



Sold 11% bags **less** than the same period of 2023 and 228 723 bags **less** than the 5-year average (2019 to 2023) of the fourth week of each year

Data disclaimer: Potatoes SA does not take responsibility for the accuracy or interpretation of company data re-purposed by 3rd parties

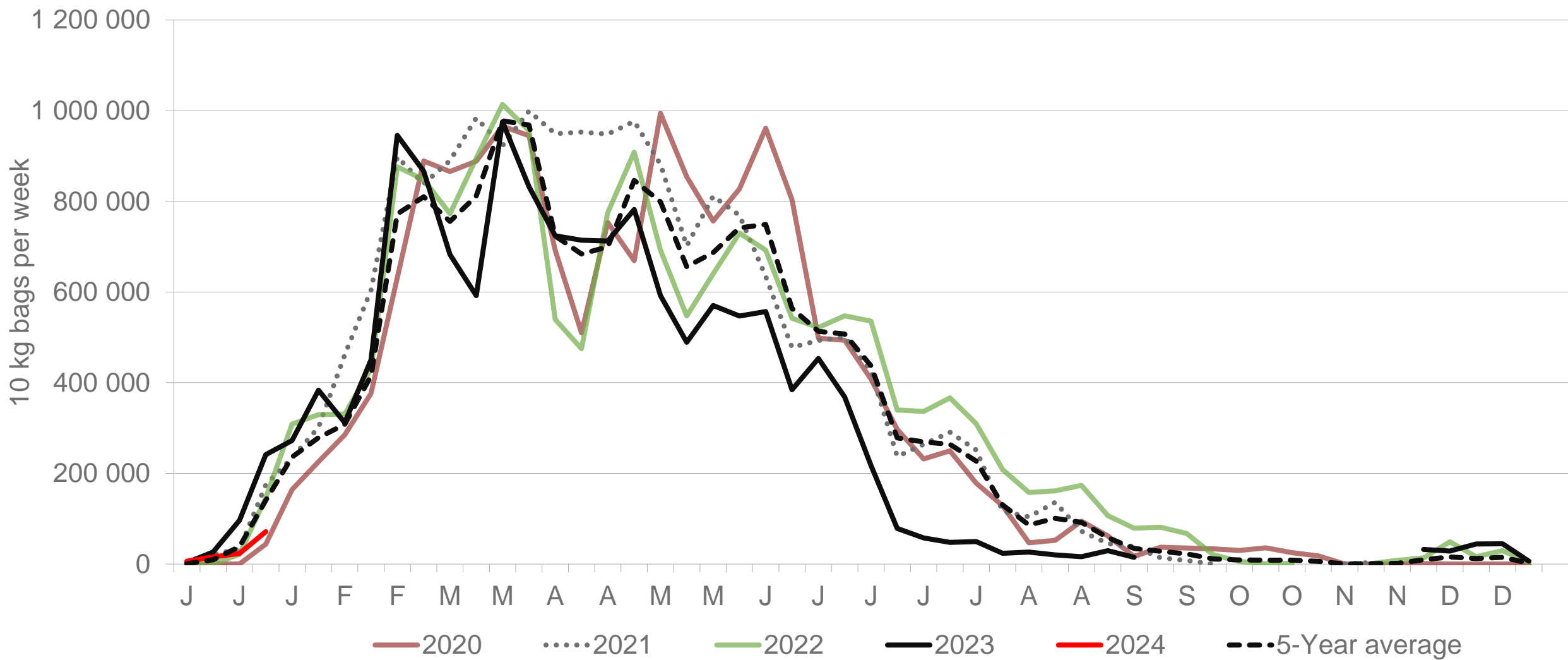
Sandveld: Amount of 10 kg bags per week sold on FPMs (all classes)



Sold 38% bags **less** than the same period of 2023 and 283 250 bags **less** than the 5-year average (2019 to 2023) of the fourth week of each year.

Data disclaimer: Potatoes SA does not take responsibility for the accuracy or interpretation of company data re-purposed by 3rd parties

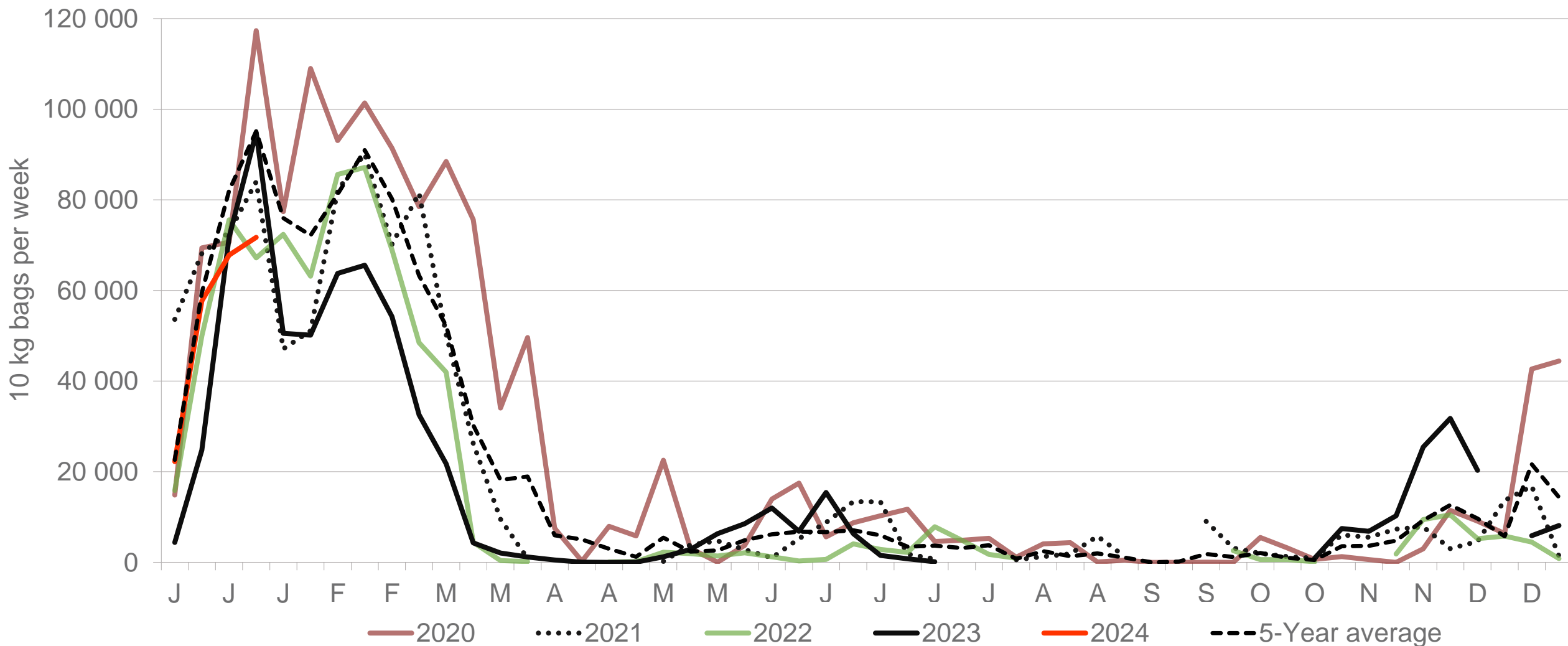
Eastern Free State: Amount of 10 kg bags per week sold on FPMs (all classes)



Sold 68% bags **less** than the same period of 2023 and 72 417 bags **less** than the 5-year average (2019 to 2023) of the fourth week of each year.

Data disclaimer: Potatoes SA does not take responsibility for the accuracy or interpretation of company data re-purposed by 3rd parties

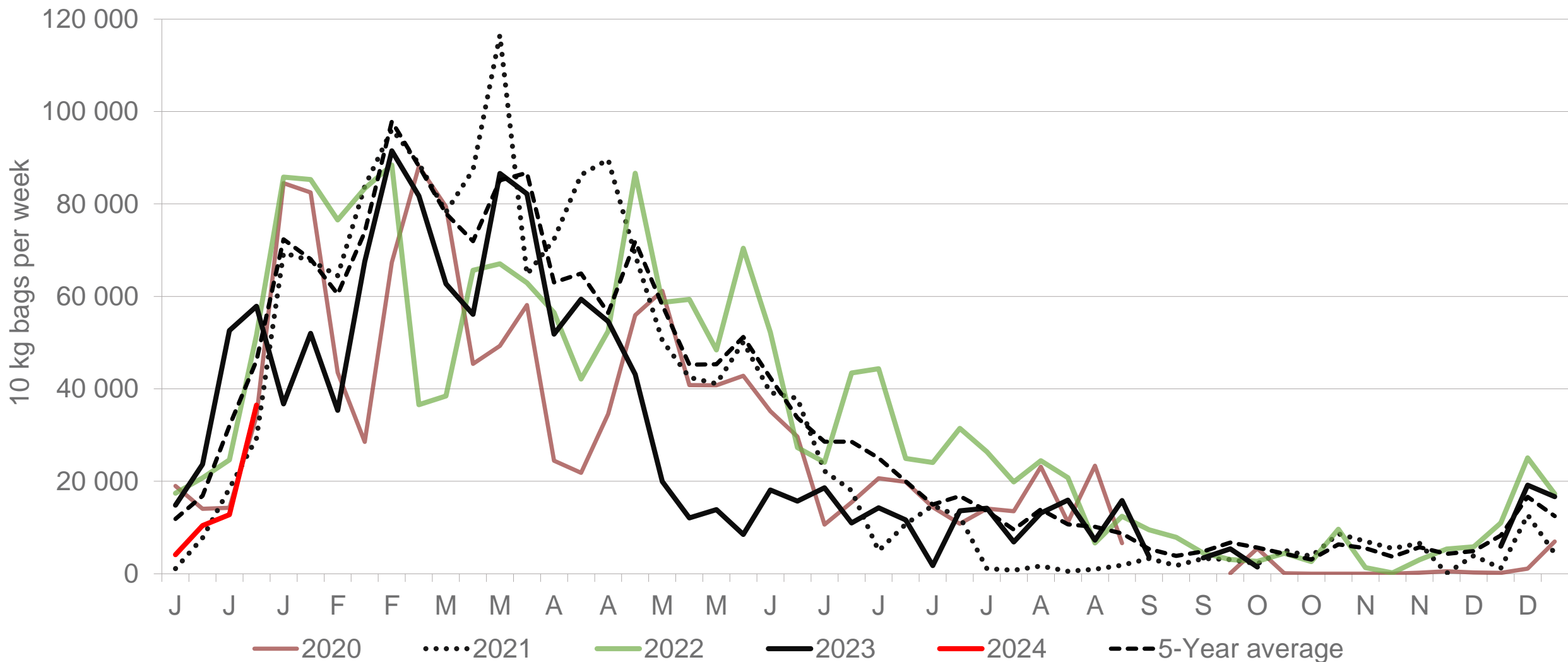
Mpumalanga: Amount of 10 kg bags per week sold on FPMs (all classes)



Sold 12% bags **more** than the same period of 2023 and 39 892 bags **less** than the 5-year average (2019 to 2023) of the fourth week of each year.

Data disclaimer: Potatoes SA does not take responsibility for the accuracy or interpretation of company data re-purposed by 3rd parties

North Eastern Cape: Amount of 10 kg bags per week sold on FPMs (all classes)



Sold 57% bags **less** than the same period of 2023 and 42 963 bags **less** than the 5-year average (2019 to 2023) of the fourth week of each year.

Data disclaimer: Potatoes SA does not take responsibility for the accuracy or interpretation of company data re-purposed by 3rd parties

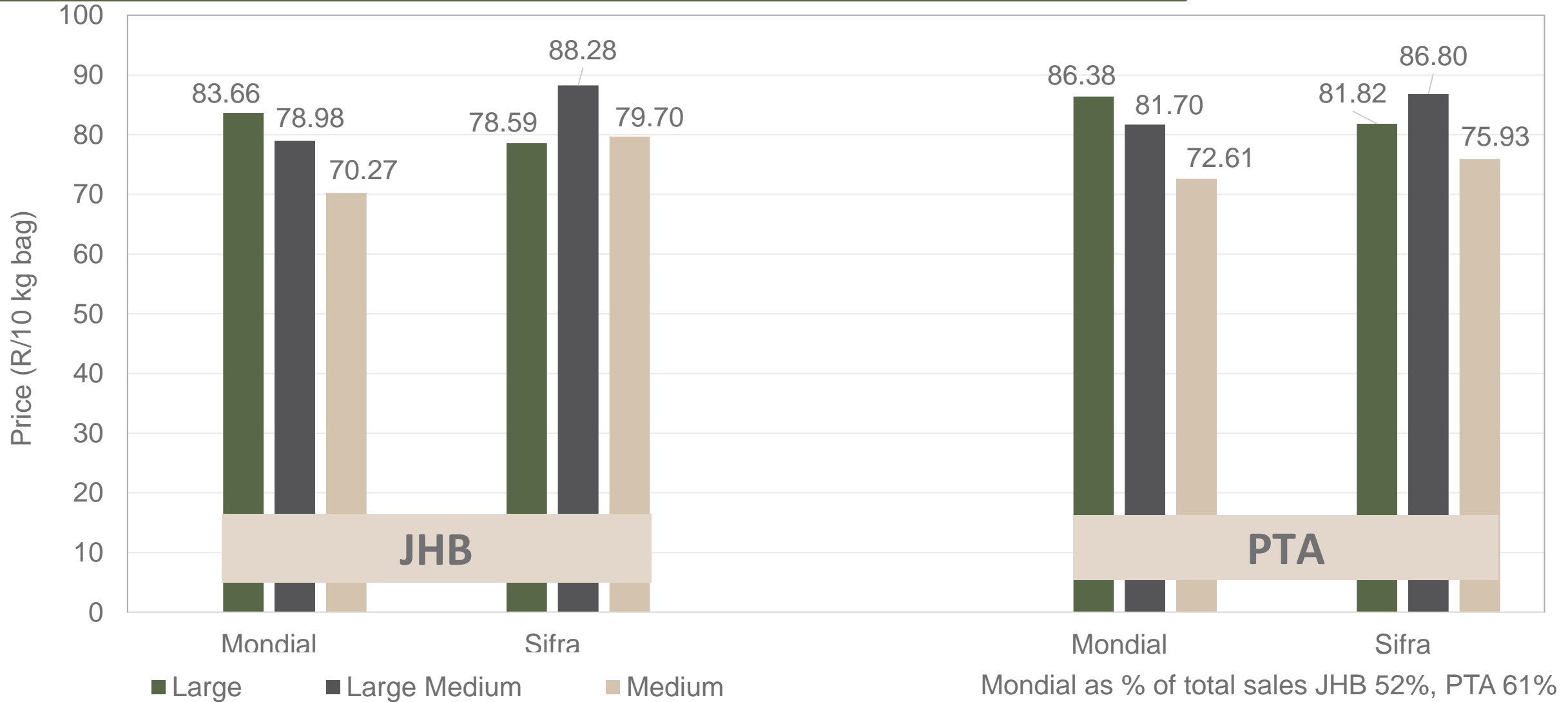
Average weekly prices and volumes for 10 kg bags of potatoes sold on selected markets from selected production regions



Klas & Grootte	South Western Freestate				Gauteng				North West				KwaZulu-Natal				Limpopo				Sandveld		All Regions	
	JOH		PRE		JOH		PRE		JOH		PRE		JOH		DUR		JOH		PRE		CAP		All Markets	
	Volume	Prices	Volume	Prices	Volume	Prices	Volume	Prices	Volume	Prices	Volume	Prices	Volume	Prices	Volume	Prices	Volume	Prices	Volume	Prices	Volume	Prices	Volume	Prices
	10kg	R/10kg	10kg	R/10kg	10kg	R/10kg	10kg	R/10kg	10kg	R/10kg	10kg	R/10kg	10kg	R/10kg	10kg	R/10kg	10kg	R/10kg	10kg	R/10kg	10kg	R/10kg	10kg	R/10kg
1L	17 240	78.31	5 407	83.73	53 664	79.10	16 716	83.66	33 035	81.65	10 770	85.36	30 042	86.31	8 379	88.01	24 802	81.49	9 912	77.80	8 525	104.94	369 115	83.00
1L/M	33 149	83.60	17 643	83.63	52 299	75.53	10 625	81.35	27 144	90.99	11 669	93.31	26 717	83.23	3 297	86.38	24 926	80.00	8 353	76.40	18 753	92.94	369 091	81.92
1M	26 594	79.09	14 199	79.30	38 604	70.54	23 203	72.41	16 241	81.93	6 521	84.20	3 849	73.35	16 489	77.55	17 008	68.12	3 455	67.71	19 529	87.88	312 506	75.44
1S	3 488	53.62	1 952	51.16	9 187	48.22	2 562	44.40	13 246	58.38	3 242	57.28	837	49.01	5 836	42.06	1 473	45.11	1 138	43.86	5 707	78.05	87 771	54.46
1S/M	9 468	69.22	2 315	66.86	6 114	61.95	4 177	63.14	12 295	71.66	4 097	71.92	446	71.86	1 978	62.37	11 221	49.26	770	49.76	2 287	55.32	100 258	62.63
1XL	-	-	-	-	-	-	-	-	-	-	-	-	440	87.50	-	-	86	78.43	-	-	-	-	526	86.02
1XS	3 494	42.58	-	-	1 963	34.69	-	-	7 570	41.71	-	-	439	32.49	-	-	4 747	30.19	-	-	-	-	19 881	37.19
1XXS	-	-	-	-	-	-	-	-	-	-	-	-	-	-	-	-	-	-	-	-	-	-	-	-
2L	2 887	61.55	2 251	68.33	10 310	62.58	8 360	80.95	3 234	68.75	110	75.32	7 549	71.89	1 429	74.27	3 959	70.15	4 833	75.98	4 351	90.92	94 851	72.82
2L/M	1 063	44.04	2 958	72.14	4 102	61.41	1 249	68.49	2 905	64.02	984	79.10	3 088	74.36	2 153	78.81	2 232	64.26	2 386	74.05	4 628	85.81	67 428	70.06
2M	1 826	50.35	2 010	66.77	2 589	55.49	735	70.75	8 768	61.92	791	72.69	1 127	47.96	5 155	66.64	2 459	53.11	2 415	64.41	9 227	74.96	83 523	63.20
2S	143	56.99	256	52.35	1 265	37.48	419	43.65	106	50.00	162	33.90	-	-	4 216	39.84	270	32.04	729	46.98	1 535	70.28	17 919	45.47
2S/M	186	25.11	661	61.71	-	-	4	20.00	110	60.00	276	50.00	9	41.11	-	-	330	36.67	226	46.88	-	-	15 531	49.73
2XL	-	-	-	-	-	-	-	-	-	-	-	-	-	-	-	-	-	-	-	-	-	-	-	-
2XS	-	-	-	-	-	-	-	-	72	29.89	-	-	-	-	-	-	-	-	-	-	-	-	1 070	23.76
2XXS	-	-	-	-	-	-	-	-	-	-	-	-	-	-	-	-	-	-	-	-	-	-	-	-
3L	2 436	52.28	2 036	52.24	726	62.29	-	-	-	-	201	51.66	540	72.85	134	31.87	440	64.75	5	50.00	80	90.00	17 401	54.82
3L/M	1 744	49.18	669	43.28	296	47.60	-	-	2 650	61.04	1 245	64.49	965	71.15	1 570	54.79	972	57.11	882	48.75	-	-	17 516	58.75
3M	2 091	44.02	874	46.57	3 523	41.66	923	51.78	3 019	63.55	1 650	62.33	1 760	56.91	220	55.34	220	55.00	23	45.00	1 601	51.94	30 455	49.13
3S/M	110	25.00	220	27.68	-	-	-	-	664	43.68	110	42.27	-	-	-	-	1 305	37.48	880	38.98	-	-	4 971	37.60
3XS	-	-	-	-	-	-	-	-	-	-	-	-	-	-	-	-	-	-	-	-	-	-	364	18.57
3XXS	-	-	-	-	-	-	-	-	-	-	-	-	-	-	-	-	-	-	-	-	-	-	-	-
4L	-	-	-	-	-	-	378	66.72	-	-	-	-	-	-	-	-	-	-	-	-	-	-	378	66.72
4L/M	-	-	110	43.81	-	-	-	-	-	-	-	-	-	-	5 173	53.69	-	-	-	-	-	-	5 760	54.06
4M	-	-	-	-	-	-	40	50.00	-	-	-	-	-	-	-	-	-	-	11	20.00	-	-	609	49.02
4S	-	-	-	-	-	-	-	-	-	-	-	-	-	-	-	-	-	-	-	-	-	-	-	-
4S/M	-	-	-	-	-	-	-	-	-	-	-	-	-	-	-	-	-	-	-	-	-	-	-	-
Total	105 919	74.14	54 341	75.32	184 642	70.96	69 632	75.22	131 059	74.89	43 212	80.42	78 172	80.25	57 161	67.73	96 450	69.06	36 158	70.76	79 879	84.89	1 637 160	73.09

Data disclaimer: Potatoes SA does not take responsibility for the accuracy or interpretation of company data re-purposed by 3rd parties

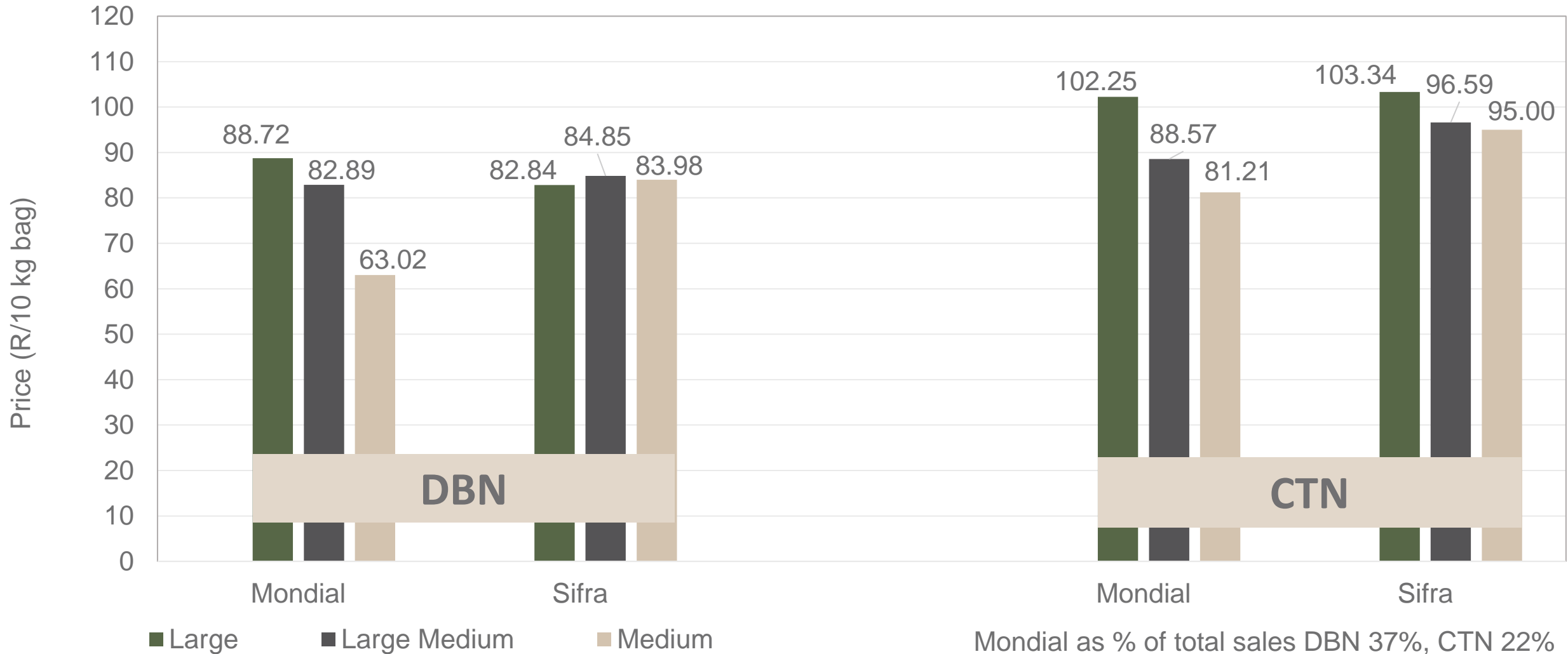
PTA & JHB markets: Average Prices - Different Sizes (only 10 kg bags)



Mondial as % of total sales JHB 52%, PTA 61%
 Sifra as % of total sales JHB 36%, PTA 38%

Data disclaimer: Potatoes SA does not take responsibility for the accuracy or interpretation of company data re-purposed by 3rd parties

DBN & CTN markets: Average Prices - Different Sizes (only 10 kg bags)



Mondial as % of total sales DBN 37%, CTN 22%
 Sifra as % of total sales DBN 54%, CTN 55%

Hectares planted to date for season 2023 versus 2022

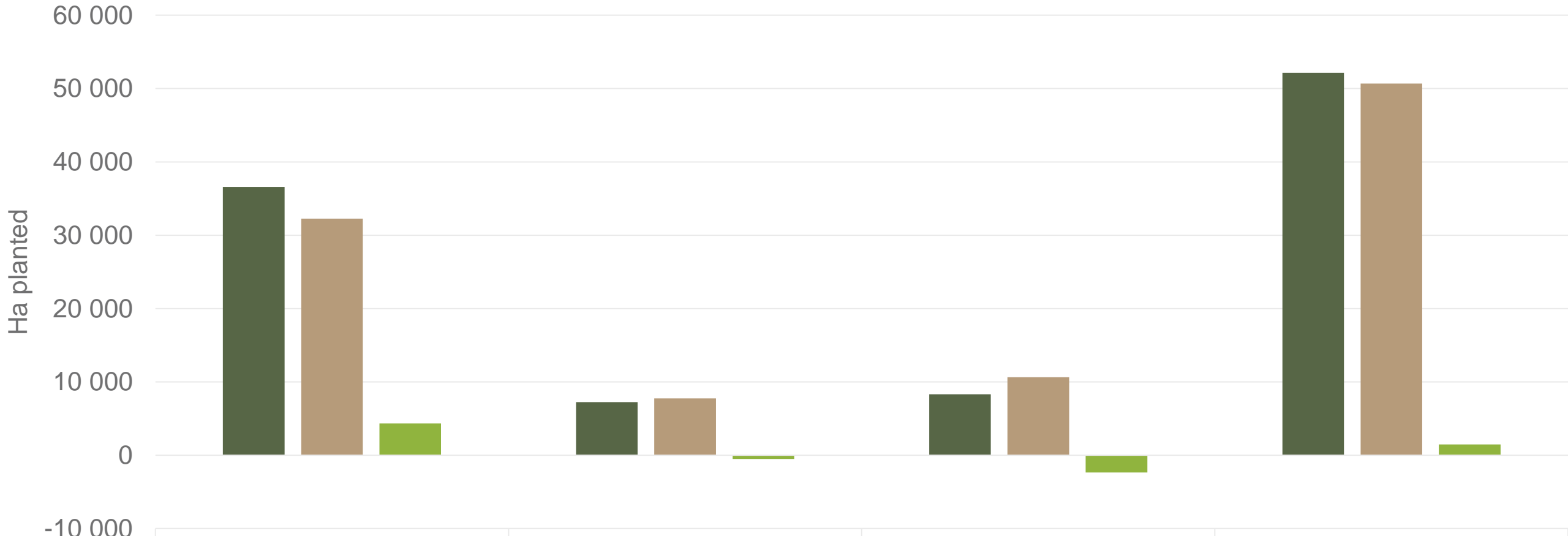


	Table	Process	Seed	Total
2022	36 605	7 246	8 305	52 156
2023	32 275	7 762	10 640	50 678
Changes	4 329	- 516	-2 335	1 479

Region outstanding : Limpopo late harvest

Thank you for your time

✉ **Feel free to contact us**
Dikgetho@potatoes.co.za
FP@potatoes.co.za

☎ **+27 (0)12 349 1906**

📍 **6 De Havilland Crescent**
Persequor Techno Park
Persequor Park
Pretoria

🌐 **www.potatoes.co.za**



Potatoes SA
Aartappels SA