



Weekly Market Information

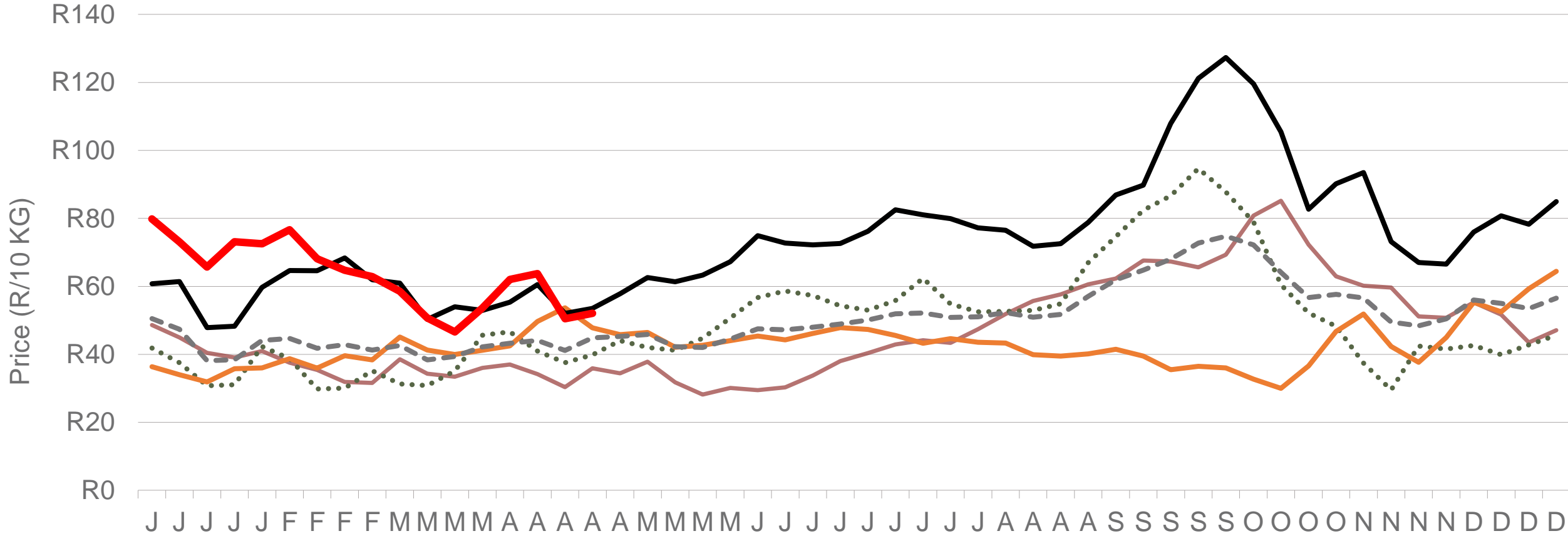
26 April 2024



Potatoes
Aartappels SA

www.potatoes.co.za

Average weekly price – all markets & all classes




— 2020 2021 — 2022 — 2023 — 2024 - - - 5-Year average



Number of bags sold

2%

(Week on Week)



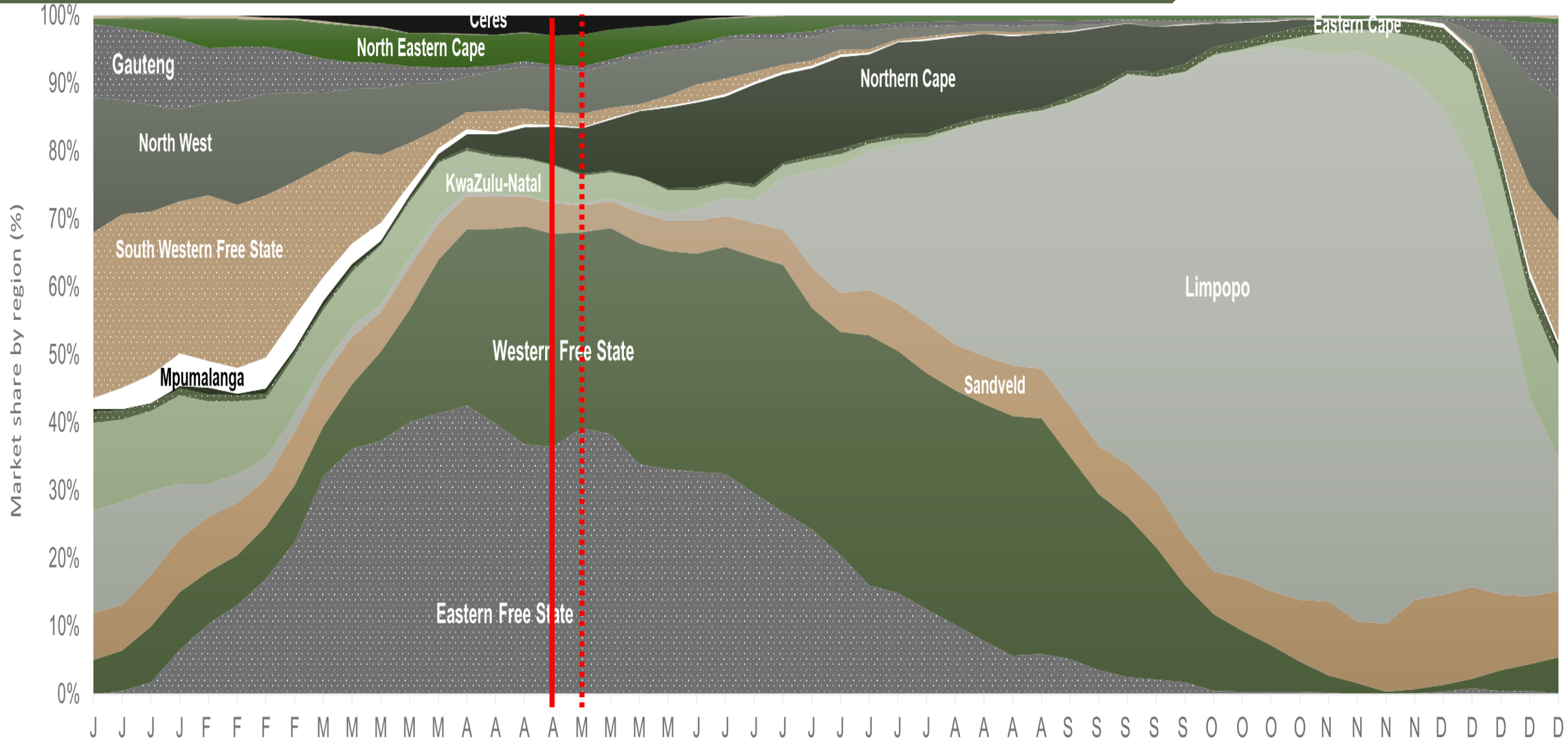
Average weekly price

3%

(Week on week)

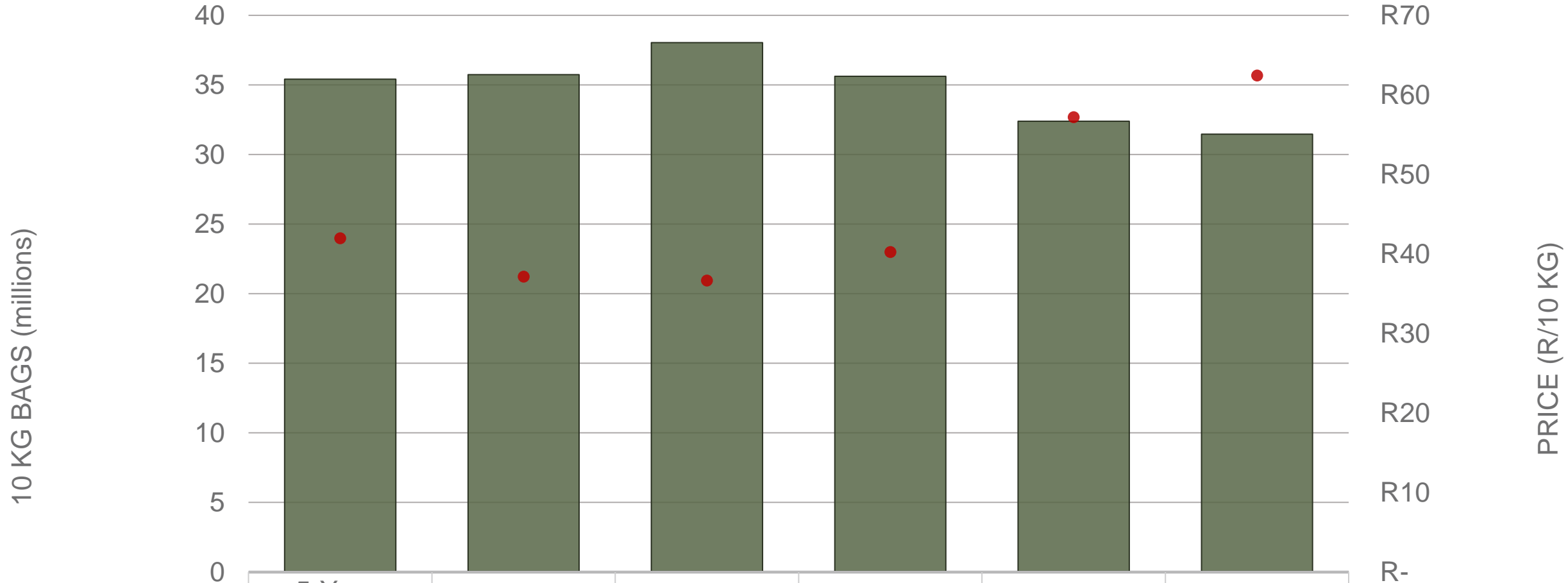


Market share of regions on fresh produce markets



Data disclaimer: Potatoes SA does not take responsibility for the accuracy or interpretation of company data re-purposed by 3rd parties

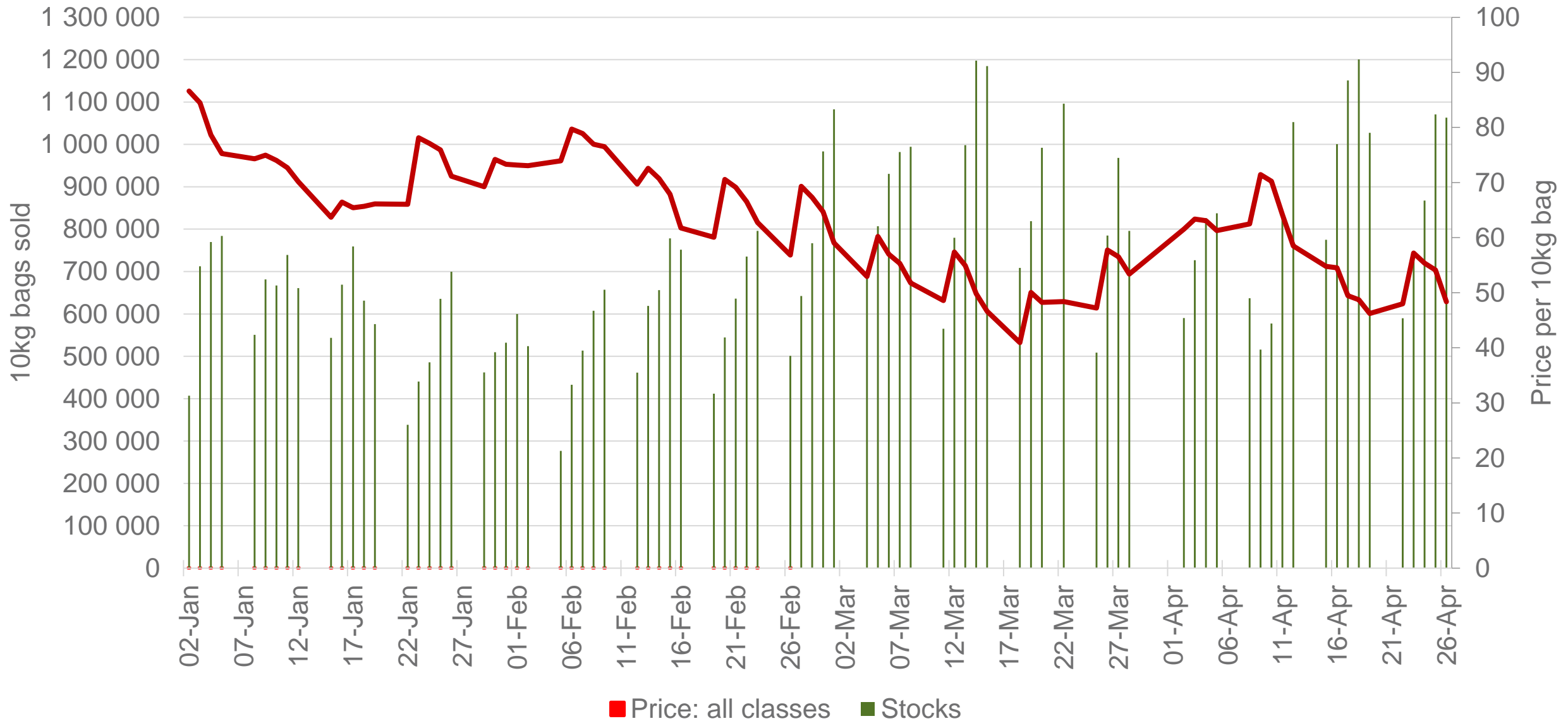
Cumulative total number of 10 kg bags sold on markets:



■ Number of bags sold	35 413 619	35 738 345	38 030 457	35 611 248	32 390 354	31 456 753
● Average price	R 41.98	R 37.13	R 36.65	R 40.23	R 57.20	R 62.44

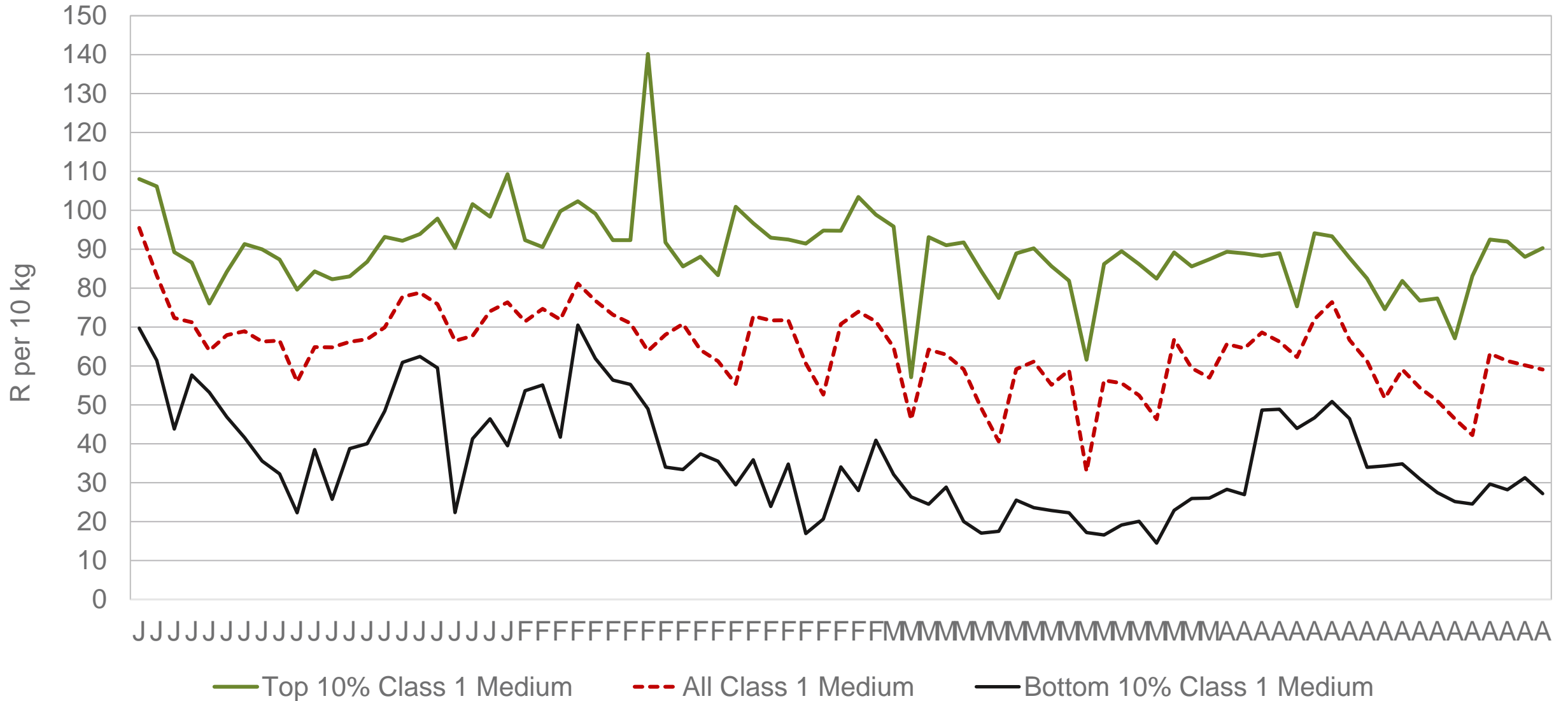
Sold 3 956 866 bags **less** than the **5-year average** (2019 to 2023) of the first 17 weeks of 2024

RSA daily Price versus Daily Available stocks (all classes & all sizes)



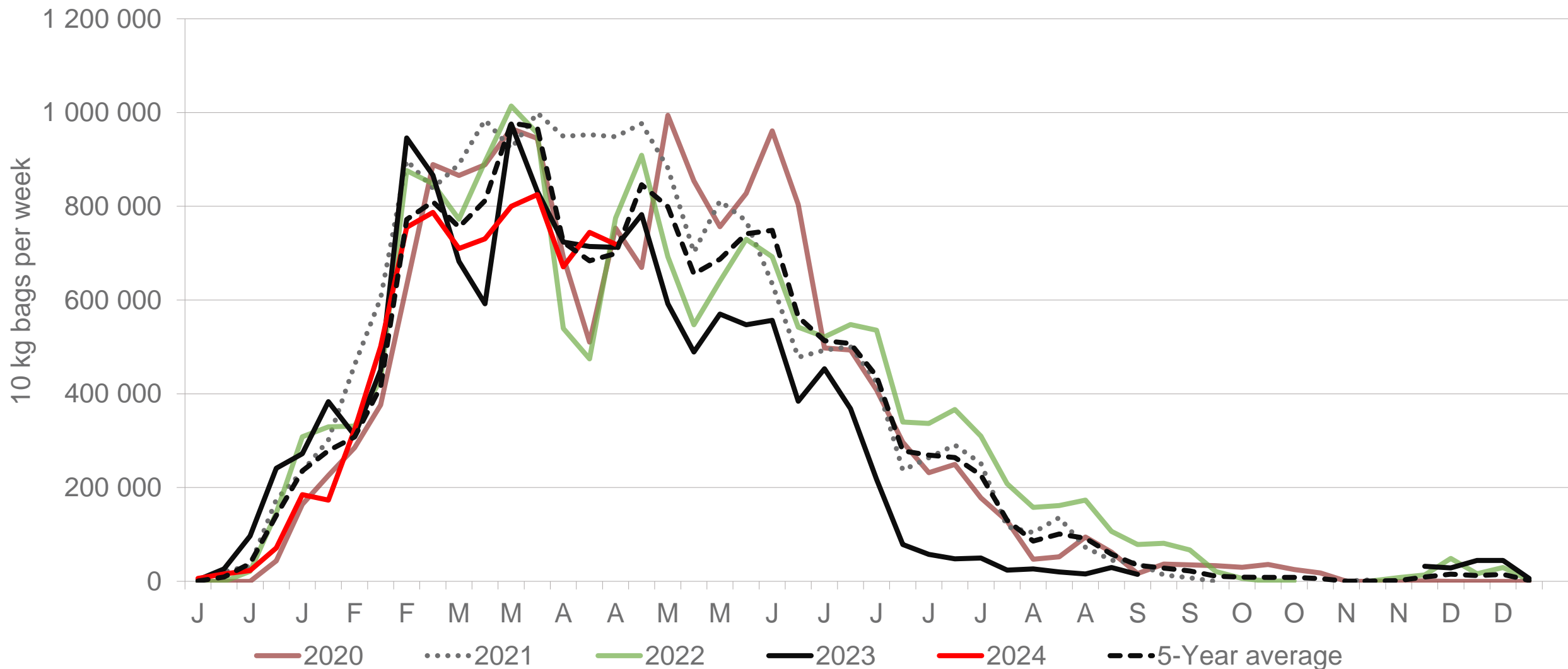
Data disclaimer: Potatoes SA does not take responsibility for the accuracy or interpretation of company data re-purposed by 3rd parties

JHB market daily : Top 10% versus Bottom 10% prices – Class 1 Medium (Since January 2024)



Data disclaimer: Potatoes SA does not take responsibility for the accuracy or interpretation of company data re-purposed by 3rd parties

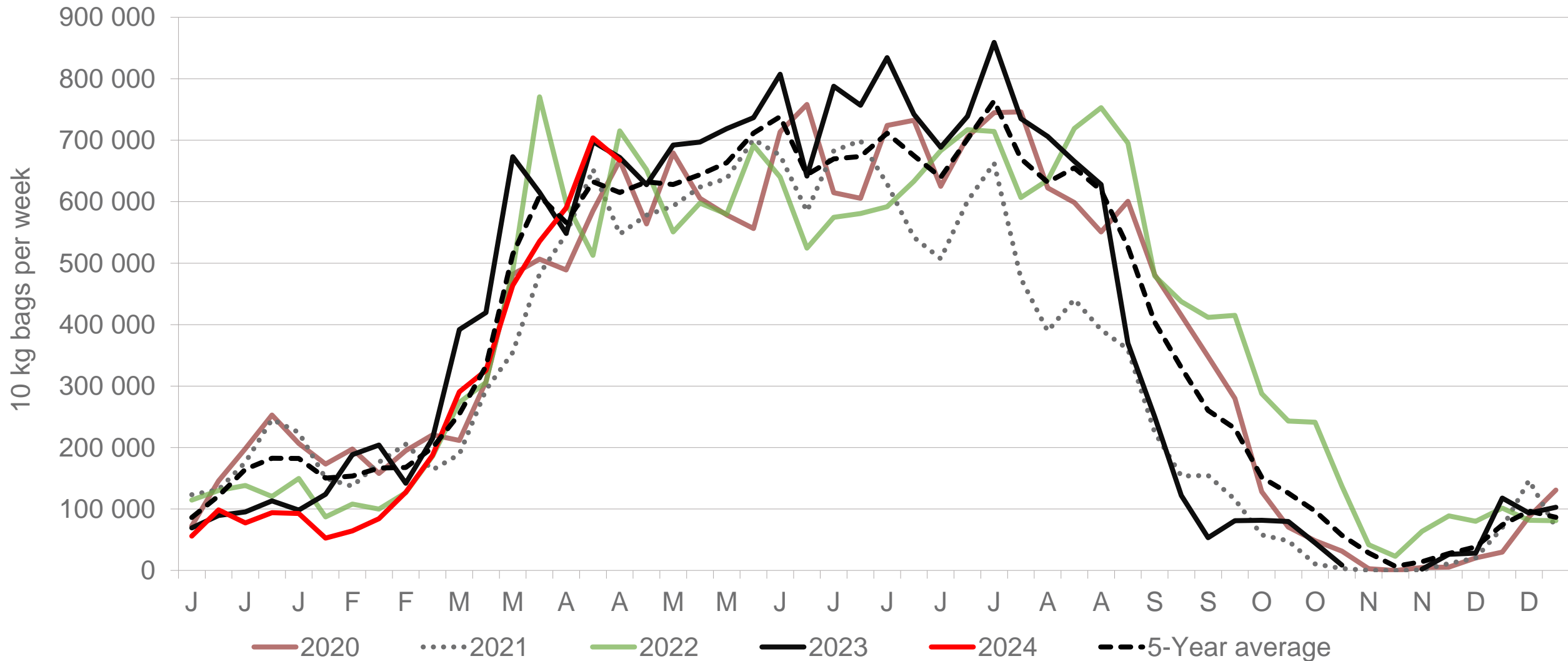
Eastern Free State: Amount of 10 kg bags per week sold on FPMs (all classes)



Sold 9% bags **less** than the first 17 weeks of 2023 and 588 607 bags **less** than the 5-year average (2019 to 2023) of the first 17 weeks of each year.

Data disclaimer: Potatoes SA does not take responsibility for the accuracy or interpretation of company data re-purposed by 3rd parties

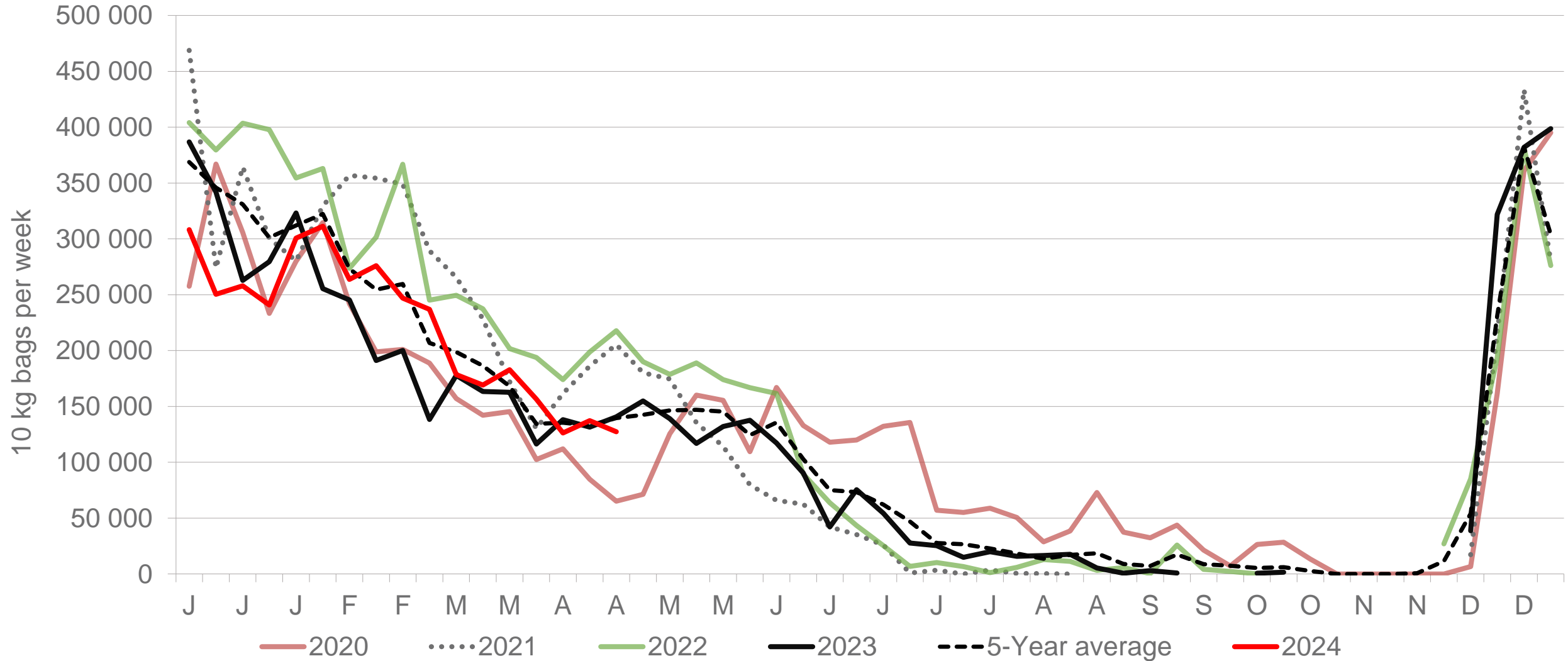
Western Free State : Amount of 10 kg bags per week sold on FPMs (all classes)



Sold 16% bags less than the first 17 weeks of 2023 and 587 678 bags less than the 5-year average (2019 to 2023) of the first 17 weeks of each year

Data disclaimer: Potatoes SA does not take responsibility for the accuracy or interpretation of company data re-purposed by 3rd parties

North-West: Amount of 10 kg bags per week sold on FPMs (all classes)



Sold 3% bags **more** than the first 17 weeks of 2023 and 299 987 bags **less** than the 5-year average (2019 to 2023) of the first 17 weeks of each year

Data disclaimer: Potatoes SA does not take responsibility for the accuracy or interpretation of company data re-purposed by 3rd parties

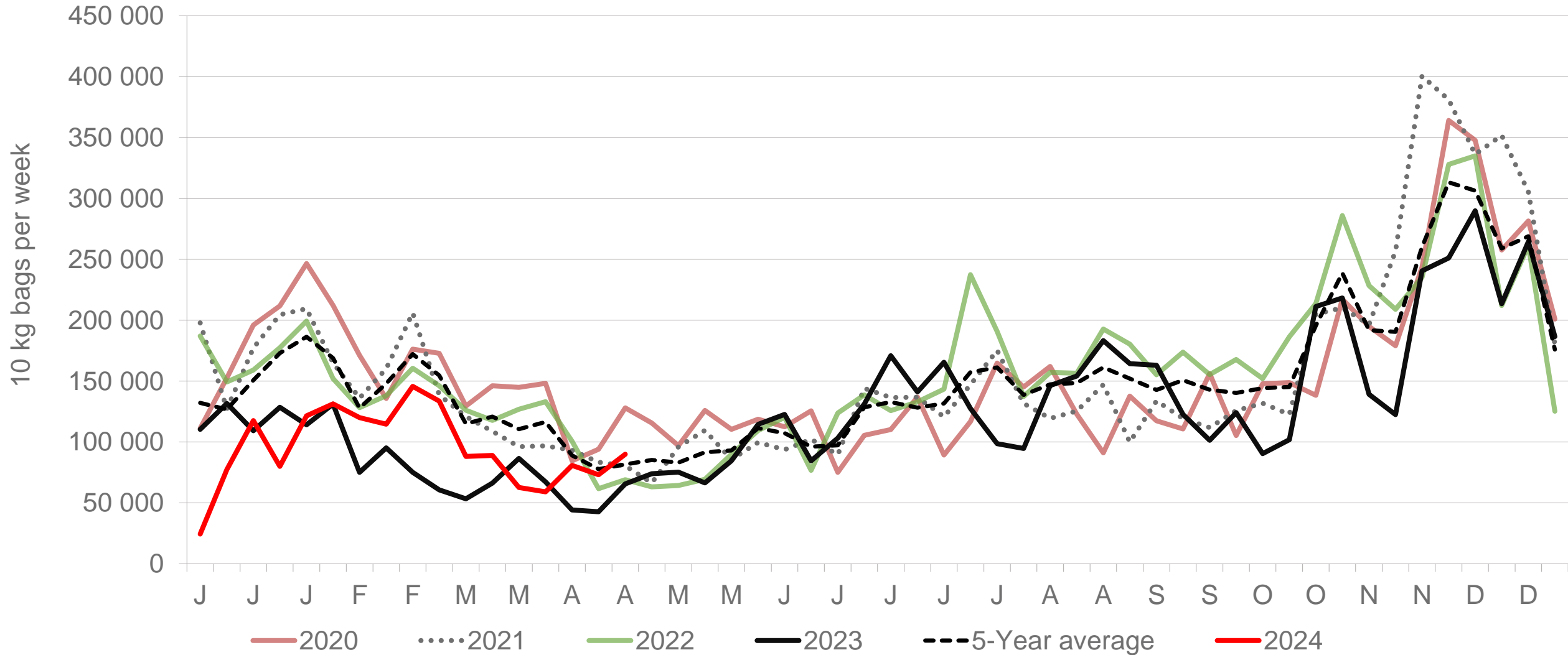
KwaZulu-Natal: Amount of 10 kg bags per week sold on FPMs (all classes)



Sold 5% bags **less** than the first 17 weeks of 2023 and 132 509 bags **less** than the 5-year average (2019 to 2023) of the first 17 weeks of each year

Data disclaimer: Potatoes SA does not take responsibility for the accuracy or interpretation of company data re-purposed by 3rd parties

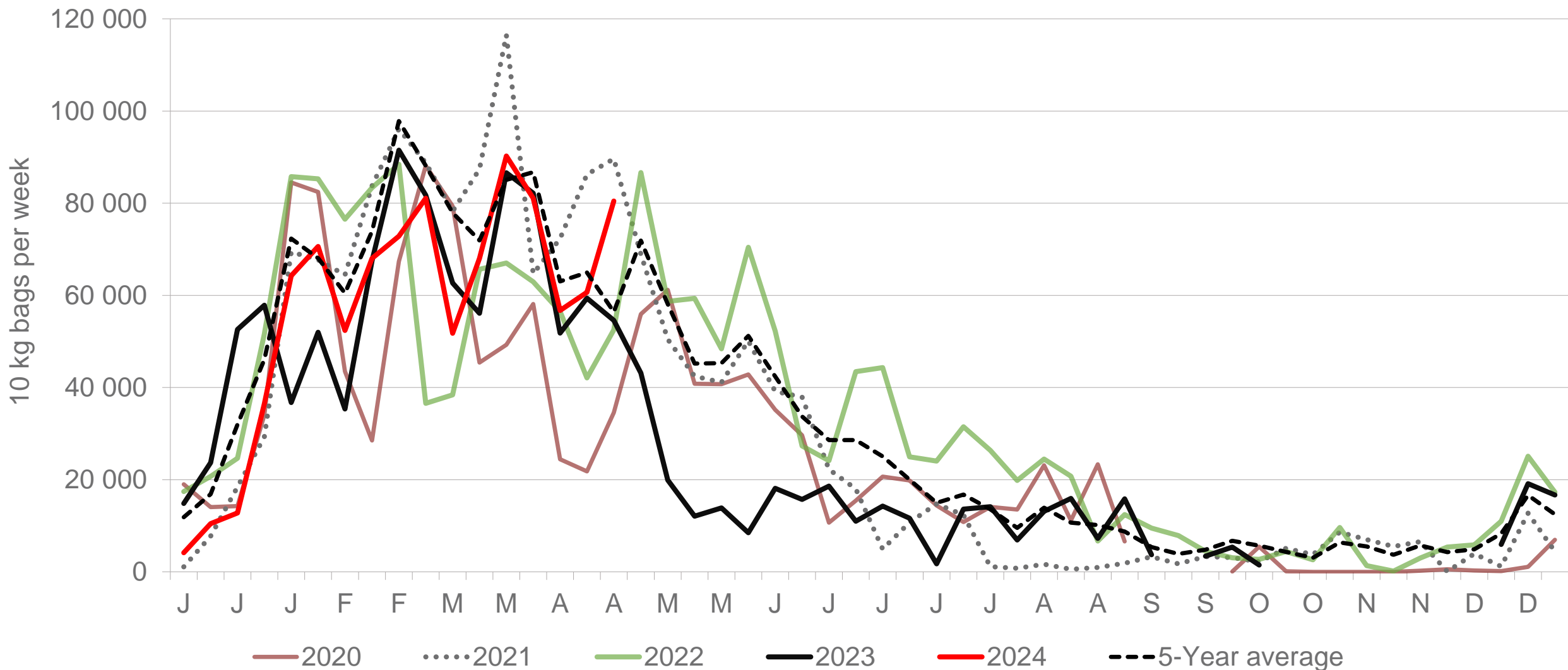
Sandveld: Amount of 10 kg bags per week sold on FPMs (all classes)



Sold 19% bags **more** than the first 17 weeks of 2023 and 483 746 bags **less** than the 5-year average (2019 to 2023) of the first 17 weeks of each year

Data disclaimer: Potatoes SA does not take responsibility for the accuracy or interpretation of company data re-purposed by 3rd parties

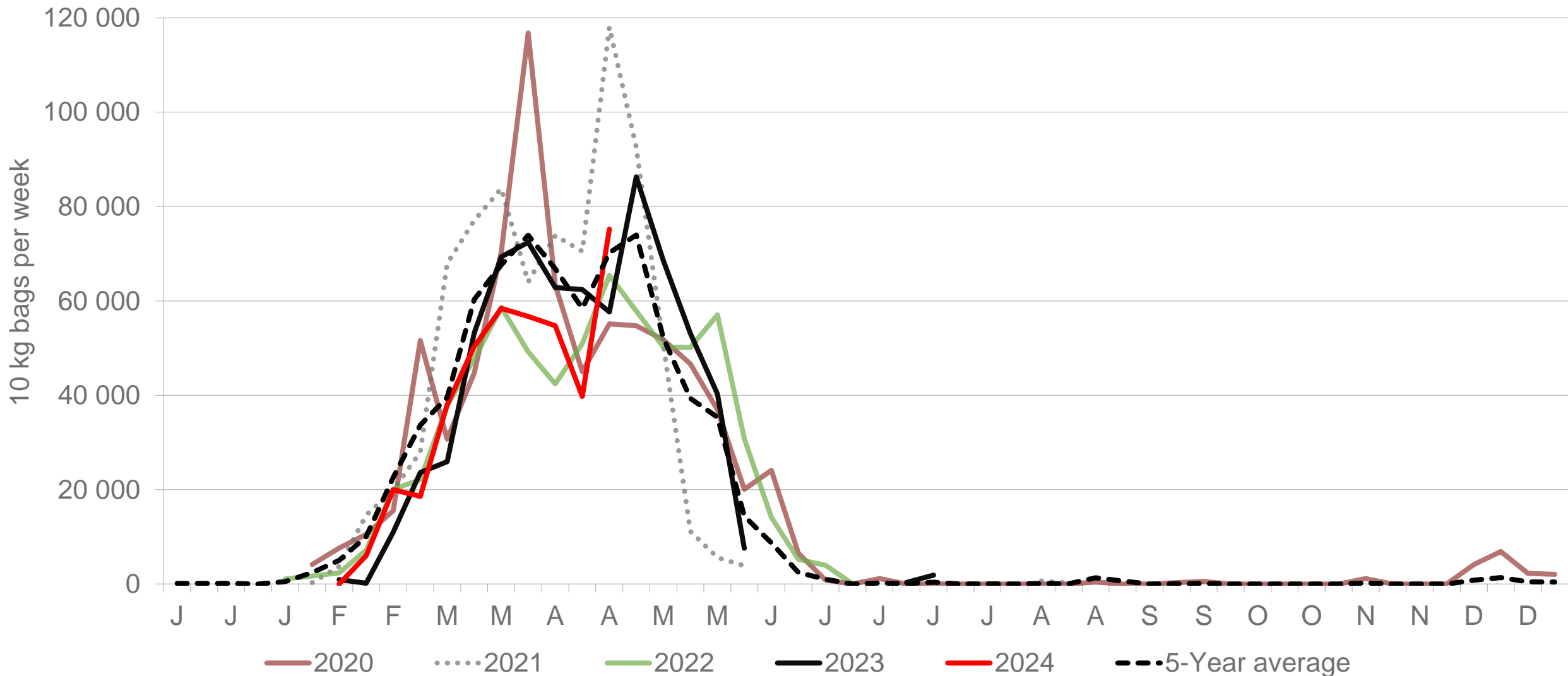
North Eastern Cape: Amount of 10 kg bags per week sold on FPMs (all classes)



Sold 1% bags **less** than the first 17 weeks of 2023 and 111 689 bags **less** than the 5-year average (2019 to 2023) of the first 17 weeks of each year

Data disclaimer: Potatoes SA does not take responsibility for the accuracy or interpretation of company data re-purposed by 3rd parties

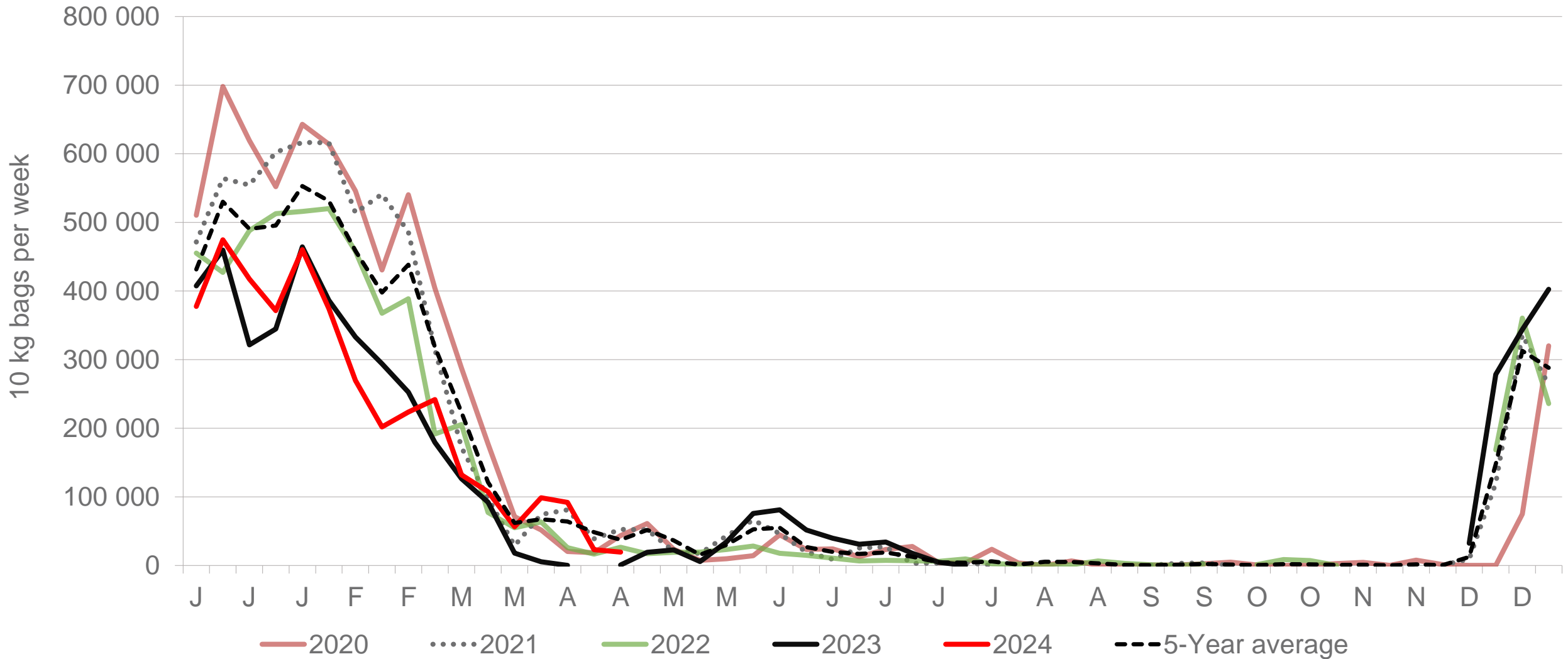
Ceres: Amount of 10 kg bags per week sold on FPMs (all classes)



Sold 5% bags less than the first 17 weeks of 2023 and 93 815 bags less than the 5-year average (2019 to 2023) of the first 17 weeks of each year

Data disclaimer: Potatoes SA does not take responsibility for the accuracy or interpretation of company data re-purposed by 3rd parties

Southwestern Free State: Amount of 10 kg bags per week sold on FPMs (all classes)



Sold 7% bags **more** than the first 17 weeks of 2023 and 1 326 792 bags **less** than the 5-year average (2019 to 2023) of the first 17 weeks of each year

Data disclaimer: Potatoes SA does not take responsibility for the accuracy or interpretation of company data re-purposed by 3rd parties

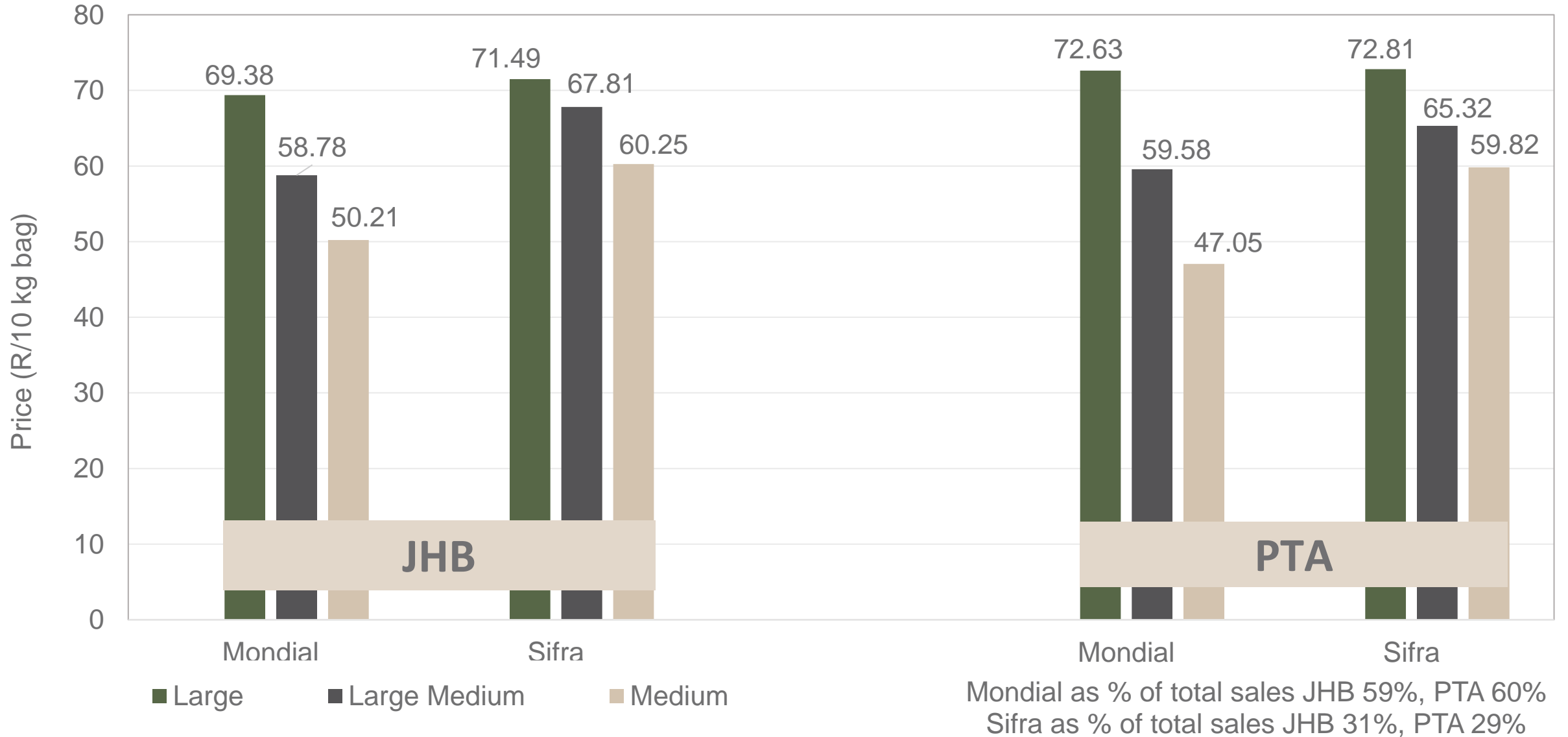
Average weekly prices and volumes for 10 kg bags of potatoes sold on selected markets from selected production regions



Klas & Grootte	Eastern Free State				Western Free State				North West				KwaZulu-Natal				Sandveld		North Eastern Cape				All Regions	
	JOH		PRE		JOH		PRE		JOH		PRE		JOH		DUR		CAP		POR		EAS		All Markets	
	Volume	Prices	Volume	Prices	Volume	Prices	Volume	Prices	Volume	Prices	Volume	Prices	Volume	Prices	Volume	Prices	Volume	Prices	Volume	Prices	Volume	Prices	Volume	Prices
	10kg	R/10kg	10kg	R/10kg	10kg	R/10kg	10kg	R/10kg	10kg	R/10kg	10kg	R/10kg	10kg	R/10kg	10kg	R/10kg	10kg	R/10kg	10kg	R/10kg	10kg	R/10kg	10kg	R/10kg
1L	84 177	69.76	29 039	70.97	31 711	73.60	14 959	76.05	7 480	75.32	7 002	73.09	21 935	73.49	11 436	53.74	3 103	73.59	4 025	59.61	1 632	63.55	325 329	69.50
1L/M	73 160	60.45	28 600	57.90	55 964	64.32	32 144	63.09	12 501	86.59	6 744	76.65	14 864	80.28	14 172	47.17	8 238	68.47	5 922	52.74	3 443	54.55	409 534	62.89
1M	37 763	51.70	15 959	47.92	60 616	60.59	26 028	58.45	4 783	75.57	5 313	70.02	6 623	90.06	233	29.36	16 054	73.31	12 262	60.70	4 539	56.21	347 558	58.56
1S	14 088	30.07	5 692	25.48	13 614	31.94	2 103	31.37	9 271	39.64	1 527	46.23	1 929	30.19	-	-	12 576	53.50	3 453	47.90	764	44.30	96 105	37.02
1S/M	10 724	40.00	1 715	32.54	23 206	45.72	5 542	40.17	5 379	59.35	1 750	61.78	836	71.48	-	-	591	40.05	1 072	54.26	220	51.60	99 861	45.88
1XL	3 960	72.87	-	-	-	-	-	-	-	-	-	-	134	60.37	-	-	-	-	-	-	-	-	4 094	72.46
1XS	2 767	20.34	-	-	4 253	41.74	-	-	3 330	52.92	-	-	329	20.00	-	-	-	-	-	-	-	-	14 134	38.83
1XXS	-	-	-	-	-	-	-	-	-	-	-	-	-	-	-	-	-	-	-	-	-	-	-	-
2L	45 044	49.17	18 767	60.31	6 573	55.20	9 852	58.43	2 317	57.84	1 507	68.78	7 574	51.09	3 292	42.31	2 644	60.66	3 814	53.70	2 120	51.41	151 478	53.82
2L/M	13 109	48.02	13 642	53.15	12 104	46.17	16 354	51.31	2 004	57.32	500	62.73	1 947	47.58	3 539	37.19	10 362	54.52	1 041	52.56	1 380	48.44	125 589	47.92
2M	14 036	39.34	5 792	36.50	11 661	39.55	11 597	40.39	4 193	48.91	261	62.80	1 205	38.03	435	23.62	11 705	55.05	3 264	48.51	1 636	44.63	128 986	40.00
2S	3 268	26.35	1 405	21.77	951	24.84	260	13.97	529	31.90	316	30.67	110	15.00	-	-	4 192	38.85	2 369	40.40	769	37.57	26 056	29.39
2S/M	1 315	25.20	1 476	27.90	6 874	31.11	5 093	31.80	1 319	41.87	110	35.11	-	-	-	-	330	35.26	107	50.00	-	-	33 009	32.33
2XL	-	-	-	-	-	-	-	-	-	-	-	-	124	28.00	-	-	-	-	-	-	-	-	124	28.00
2XS	-	-	-	-	27	11.11	-	-	188	33.29	-	-	-	-	-	-	-	-	-	-	-	-	535	20.19
2XXS	-	-	-	-	-	-	-	-	-	-	-	-	-	-	-	-	-	-	-	-	-	-	-	-
3L	19 588	35.73	15 235	40.12	660	32.89	930	40.73	-	-	1	30.00	1 204	34.09	130	30.77	410	38.20	-	-	-	-	68 374	36.09
3L/M	14 256	29.93	11 479	34.47	14 124	27.18	4 970	32.84	3 870	43.07	1 980	48.59	-	-	446	27.53	683	31.49	-	-	-	-	81 285	33.57
3M	13 839	26.59	17 325	27.16	19 798	21.57	6 840	26.32	1 198	35.04	330	45.00	510	20.00	110	35.00	1 657	30.17	2 644	36.25	1 297	26.81	109 532	26.00
3S/M	1 359	20.68	980	17.81	2 766	20.40	780	22.14	930	33.82	110	25.02	-	-	-	-	-	-	-	-	-	-	14 389	23.65
3XS	-	-	-	-	-	-	-	-	-	-	-	-	-	-	-	-	-	-	-	-	-	-	834	11.94
3XXS	-	-	-	-	-	-	-	-	-	-	-	-	-	-	-	-	-	-	-	-	-	-	-	-
4L	-	-	4 387	36.59	-	-	-	-	-	-	-	-	-	-	-	-	-	-	-	-	-	-	6 218	35.61
4L/M	-	-	1 259	38.19	-	-	736	30.03	-	-	-	-	-	-	457	21.53	-	-	-	-	-	-	3 496	28.74
4M	-	-	407	20.75	-	-	1 169	22.96	-	-	-	-	-	-	-	-	-	-	634	25.00	548	20.16	8 590	18.09
4S	-	-	-	-	-	-	-	-	-	-	-	-	-	-	-	-	459	12.12	-	-	-	-	819	15.67
4S/M	-	-	104	10.38	-	-	115	24.35	-	-	-	-	-	-	-	-	-	-	-	-	-	-	439	13.85
Total	352 490	52.44	173 637	49.19	264 902	52.05	140 338	53.56	59 292	61.44	28 132	67.61	59 324	69.38	34 910	46.24	86 344	53.68	41 593	52.42	18 740	49.36	2 084 391	52.09

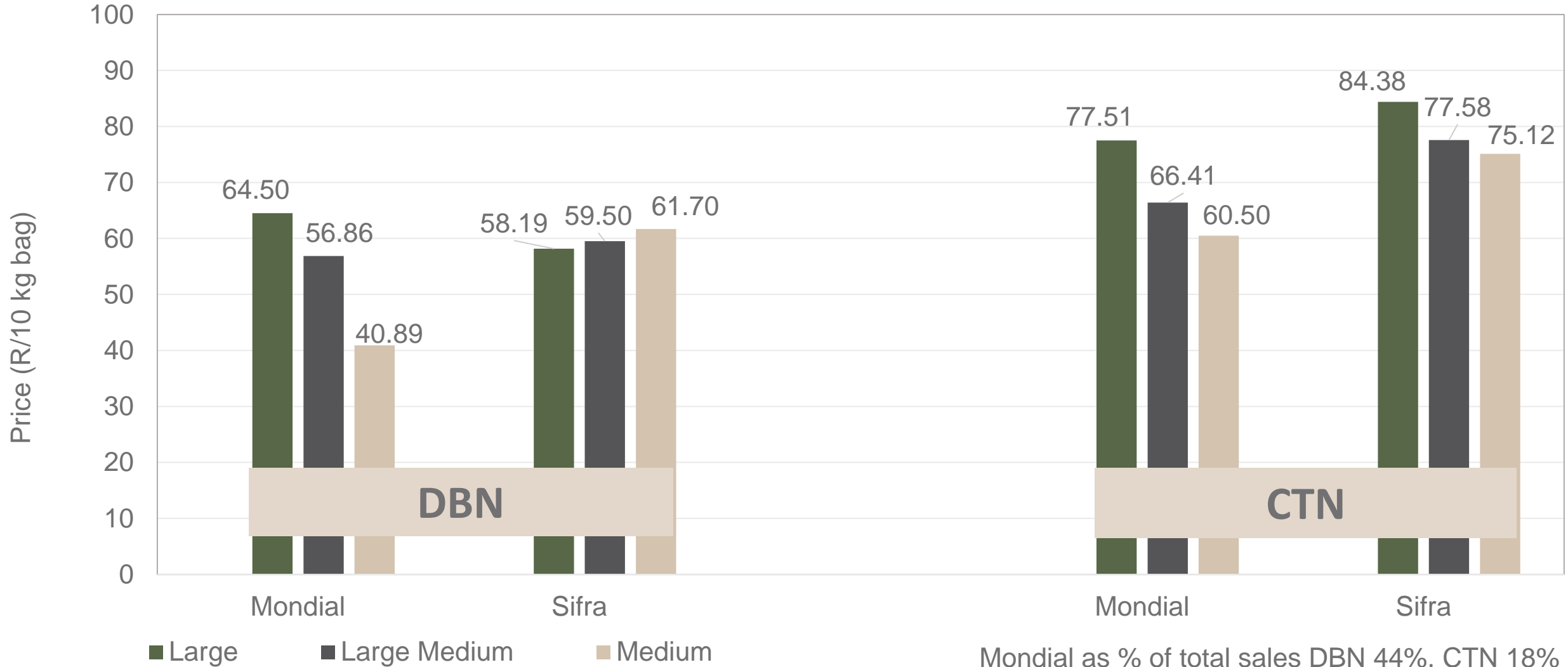
Data disclaimer: Potatoes SA does not take responsibility for the accuracy or interpretation of company data re-purposed by 3rd parties

PTA & JHB markets: Average Prices - Different Sizes (only 10 kg bags)



Data disclaimer: Potatoes SA does not take responsibility for the accuracy or interpretation of company data re-purposed by 3rd parties

DBN & CTN markets: Average Prices - Different Sizes (only 10 kg bags)



Mondial as % of total sales DBN 44%, CTN 18%
 Sifra as % of total sales DBN 25%, CTN 74%

Hectares planted to date for season 2023 versus 2024

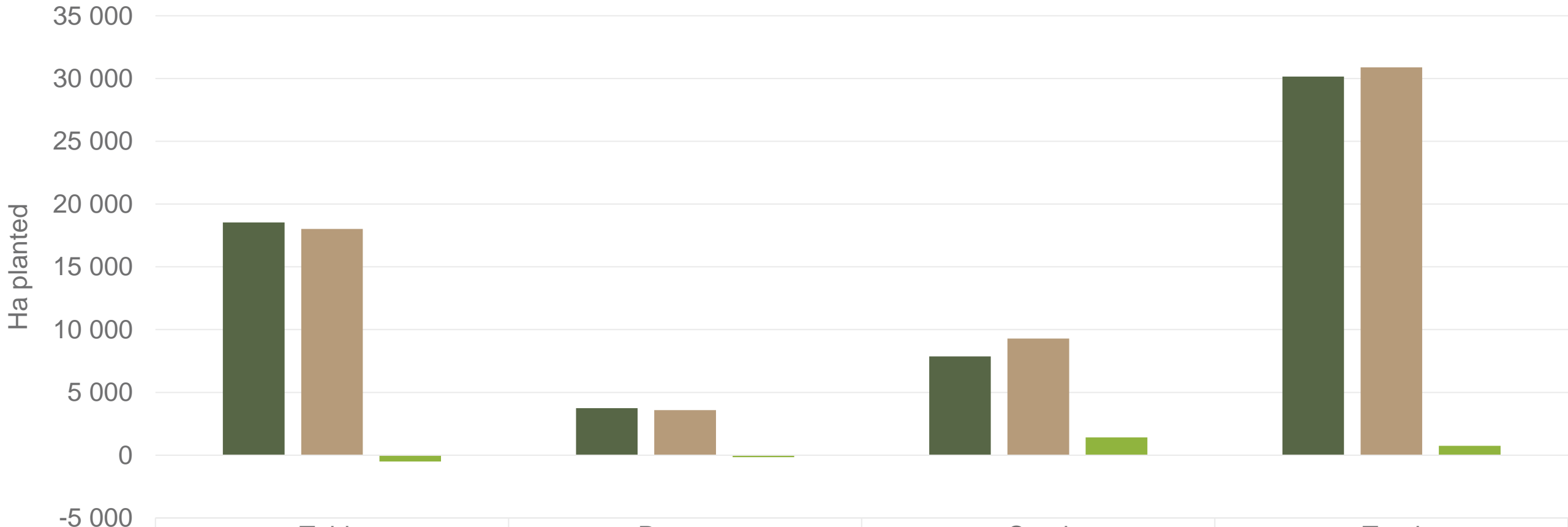



	Table	Process	Seed	Total
■ 2023	18 542	3 748	7 874	30 164
■ 2024	18 029	3 585	9 286	30 900
■ Changes	-513	-163	1 413	736


Regions finished: Gauteng late, North west main, Eastern Free State main, Western Free State early and late, Southwestern Free State main, Ceres main, Eastern Cape winter and summer, North Eastern Cape main, Northern cape early and main


Data disclaimer: Potatoes SA does not take responsibility for the accuracy or interpretation of company data re-purposed by 3rd parties


Thank you for your time

Feel free to contact us

 Dikgetho@potatoes.co.za

 +27 (0)12 349 1906

 6 De Havilland Crescent
Persequor Techno Park
Persequor Park
Pretoria

 www.potatoes.co.za



Potatoes
Aartappels SA