



## Weekly Market Information

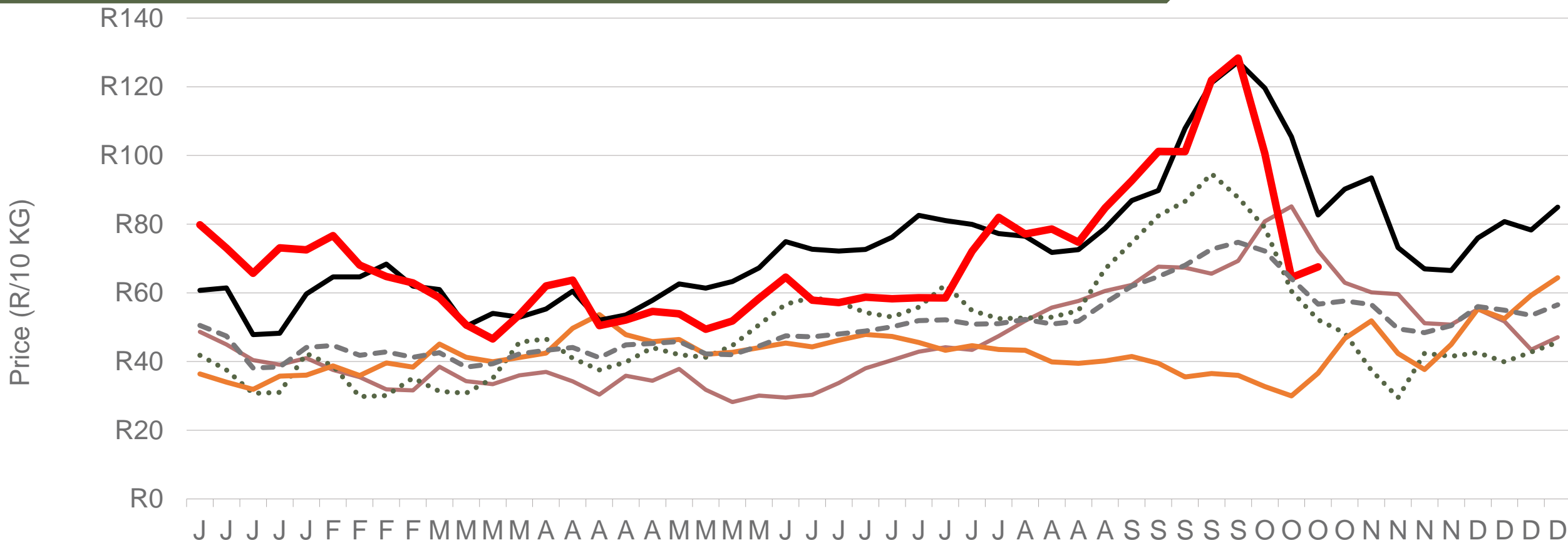
25 October 2024



Potatoes  
Aartappels SA

[www.potatoes.co.za](http://www.potatoes.co.za)

# Average weekly price – all markets & all classes




— 2020    ..... 2021    — 2022    — 2023    — 2024    - - - 5-Year average



Number of bags sold

**0%**

(Week on Week)



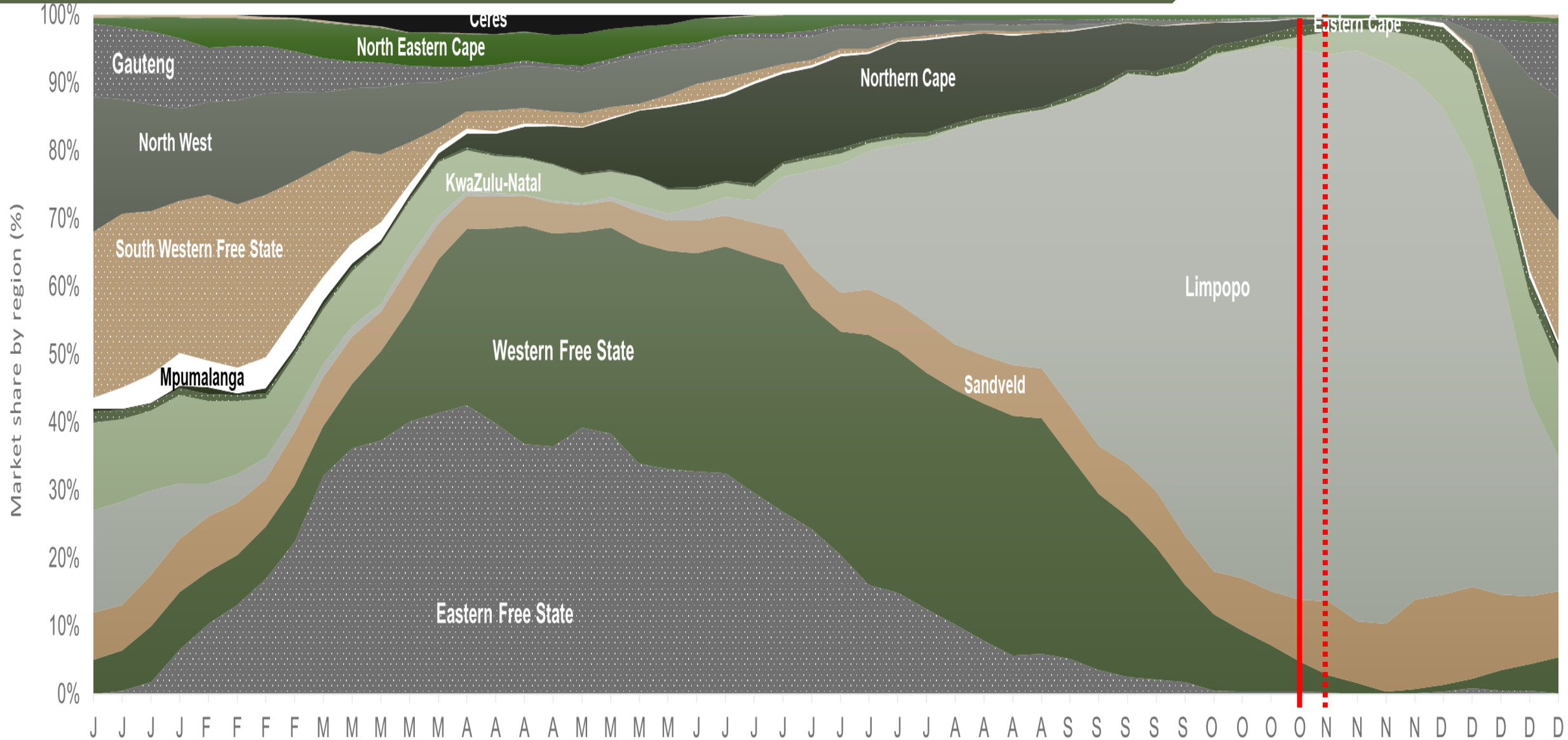
Average weekly price

**5%**

(Week on week)

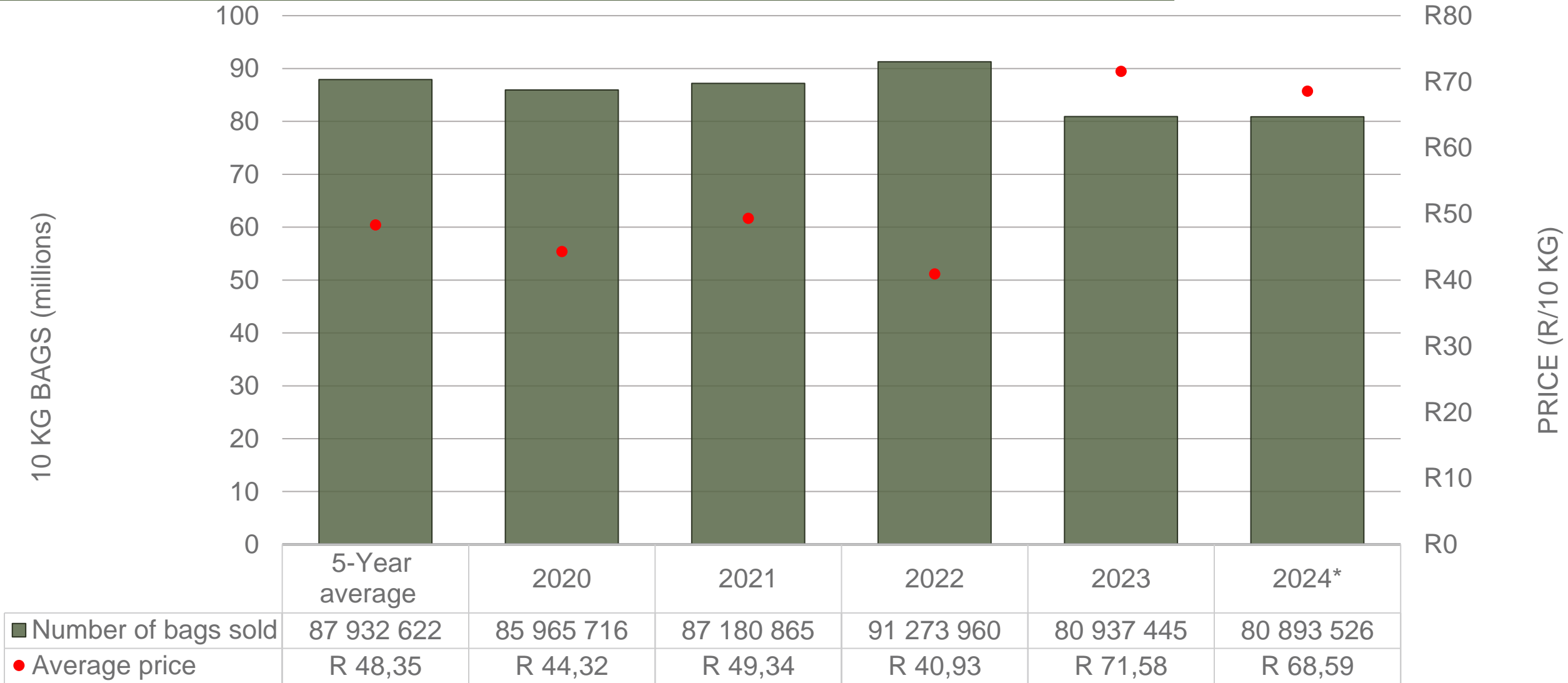


# Market share of regions on fresh produce markets



Data disclaimer: Potatoes SA does not take responsibility for the accuracy or interpretation of company data re-purposed by 3rd parties

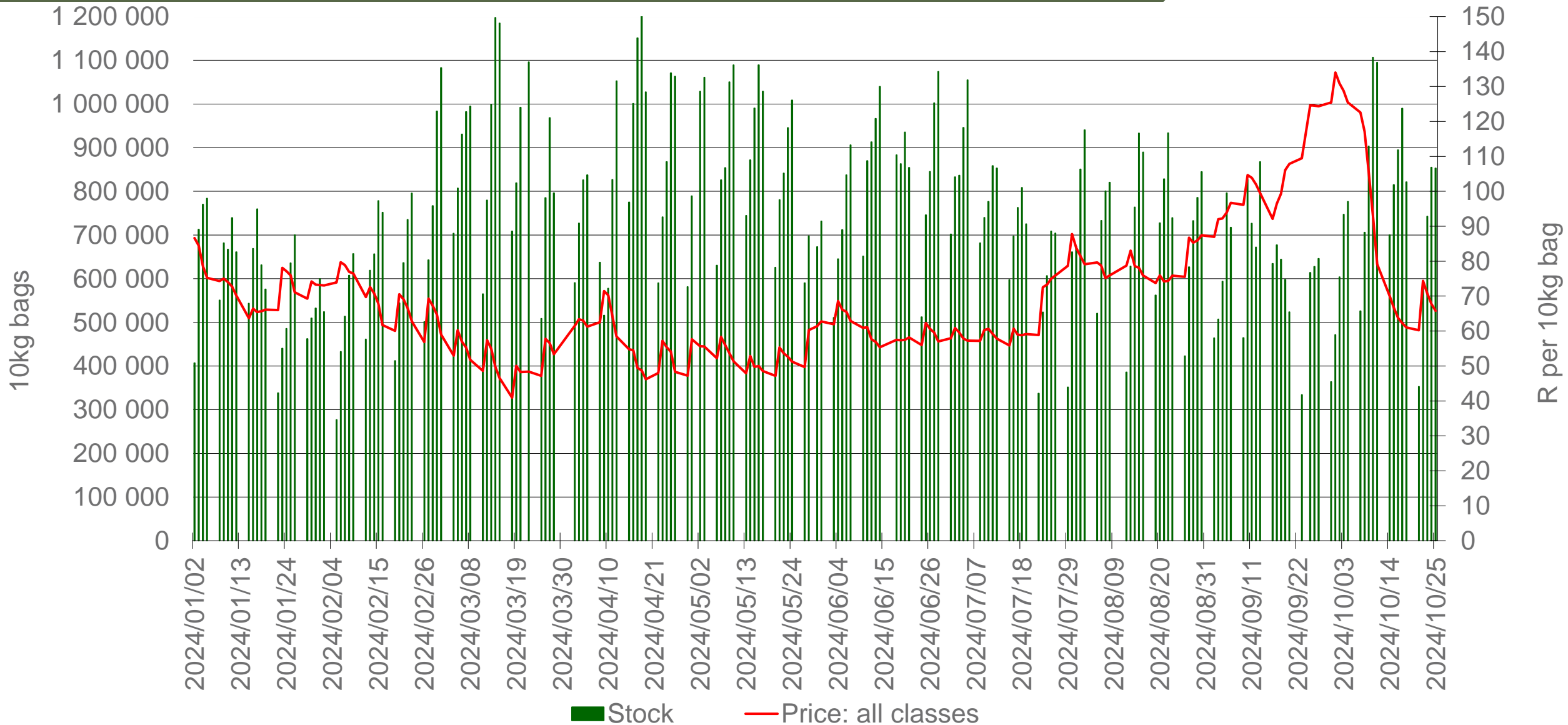
# Cumulative total number of 10 kg bags sold on markets:



Sold 7 039 096 bags **less** than the **5-year average** (2019 to 2023) of the first 43 weeks of 2024

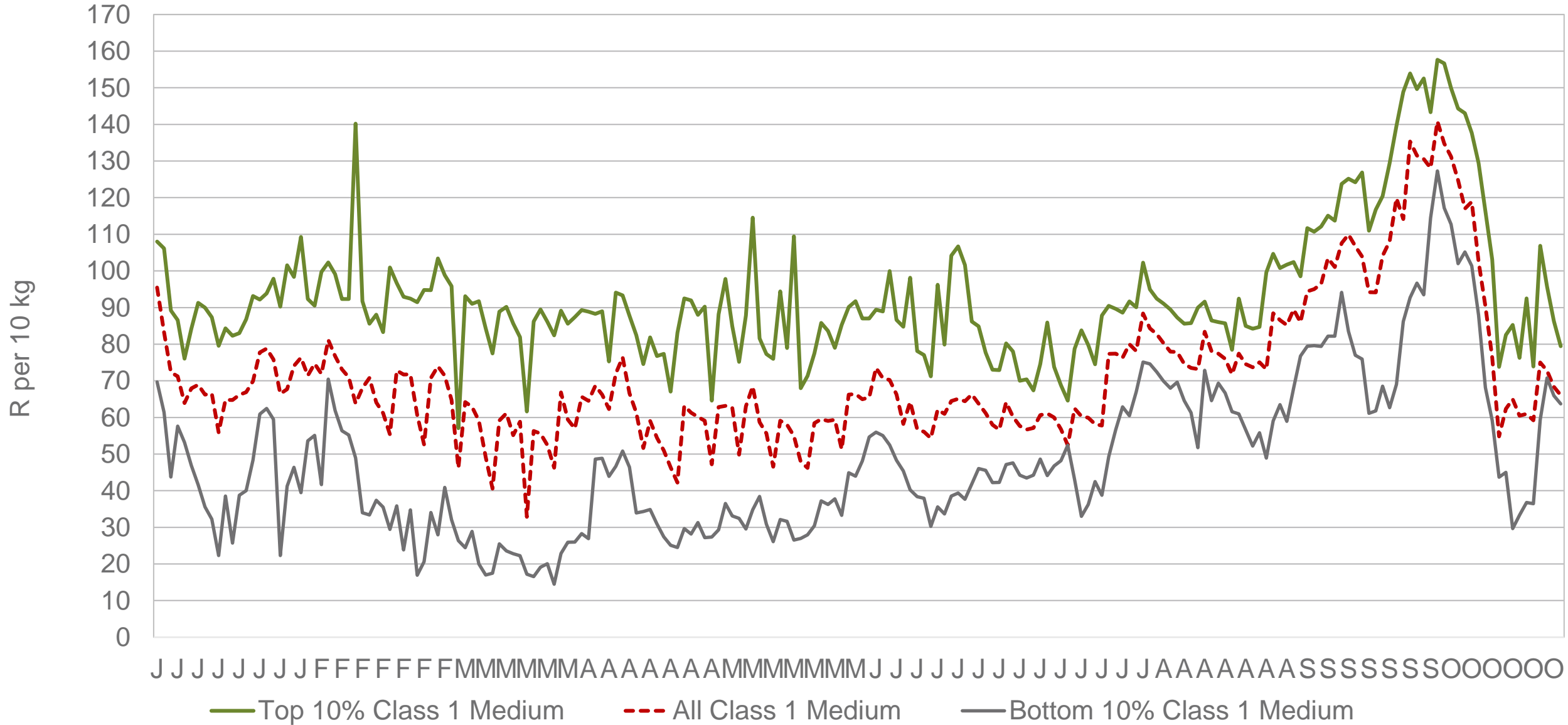
*Data disclaimer: Potatoes SA does not take responsibility for the accuracy or interpretation of company data re-purposed by 3rd parties*

# RSA daily Price versus Daily Available stocks (all classes & all sizes)



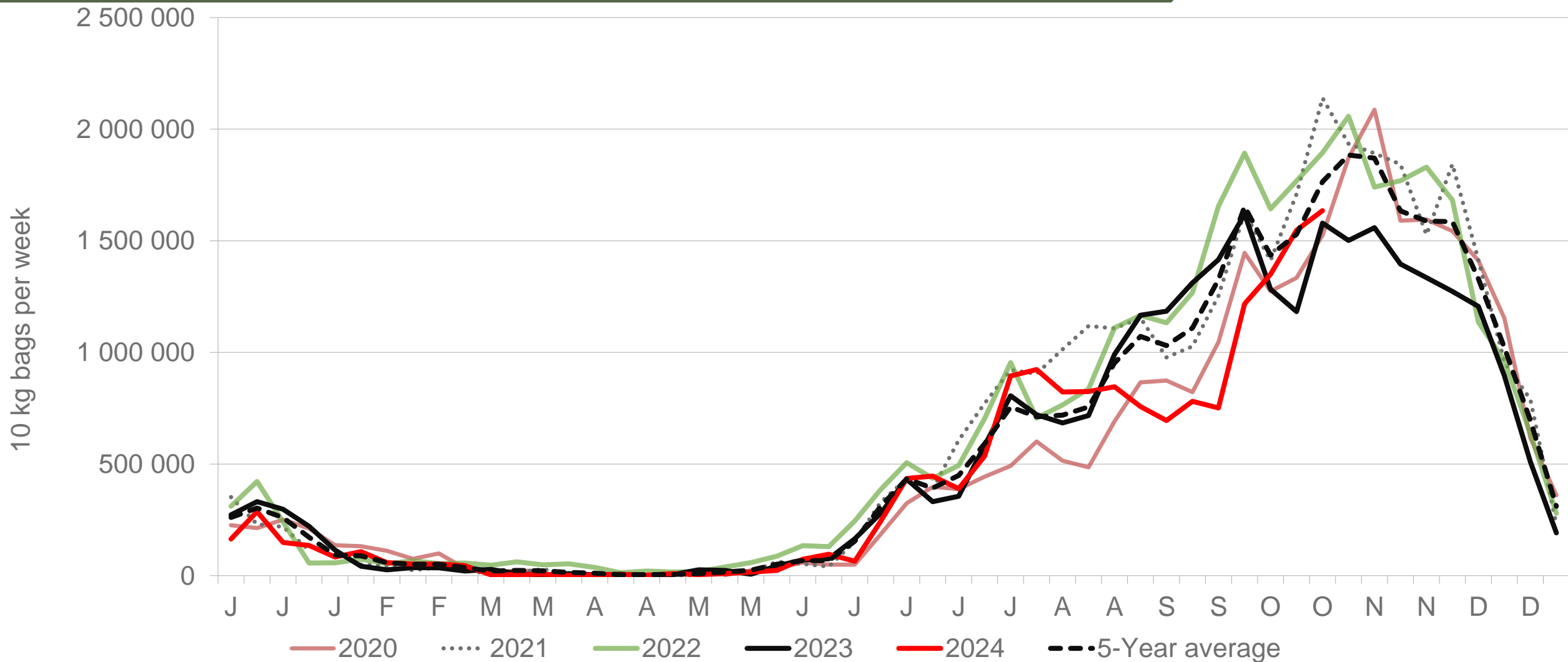
Data disclaimer: Potatoes SA does not take responsibility for the accuracy or interpretation of company data re-purposed by 3rd parties

# JHB market daily : Top 10% versus Bottom 10% prices – Class 1 Medium (Since January 2024)



Data disclaimer: Potatoes SA does not take responsibility for the accuracy or interpretation of company data re-purposed by 3rd parties

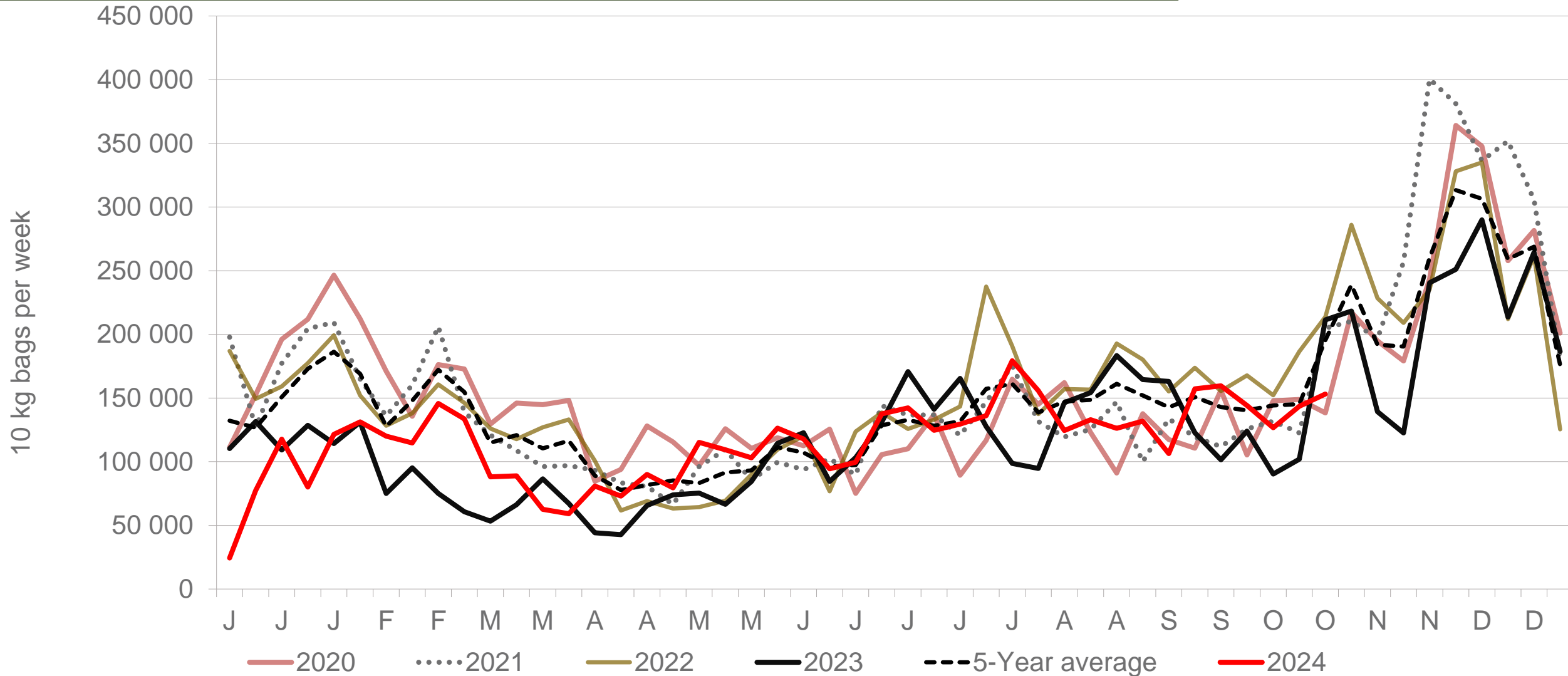
# Limpopo: Amount of 10 kg bags per week sold on FPMs (all classes)



Sold 11% bags **less** than the first 43 weeks of 2023 and 2 300 129 bags **less** than the 5-year average (2019 to 2023) of the first 43 week of each year.

*Data disclaimer: Potatoes SA does not take responsibility for the accuracy or interpretation of company data re-purposed by 3rd parties*

# Sandveld: Amount of 10 kg bags per week sold on FPMs (all classes)

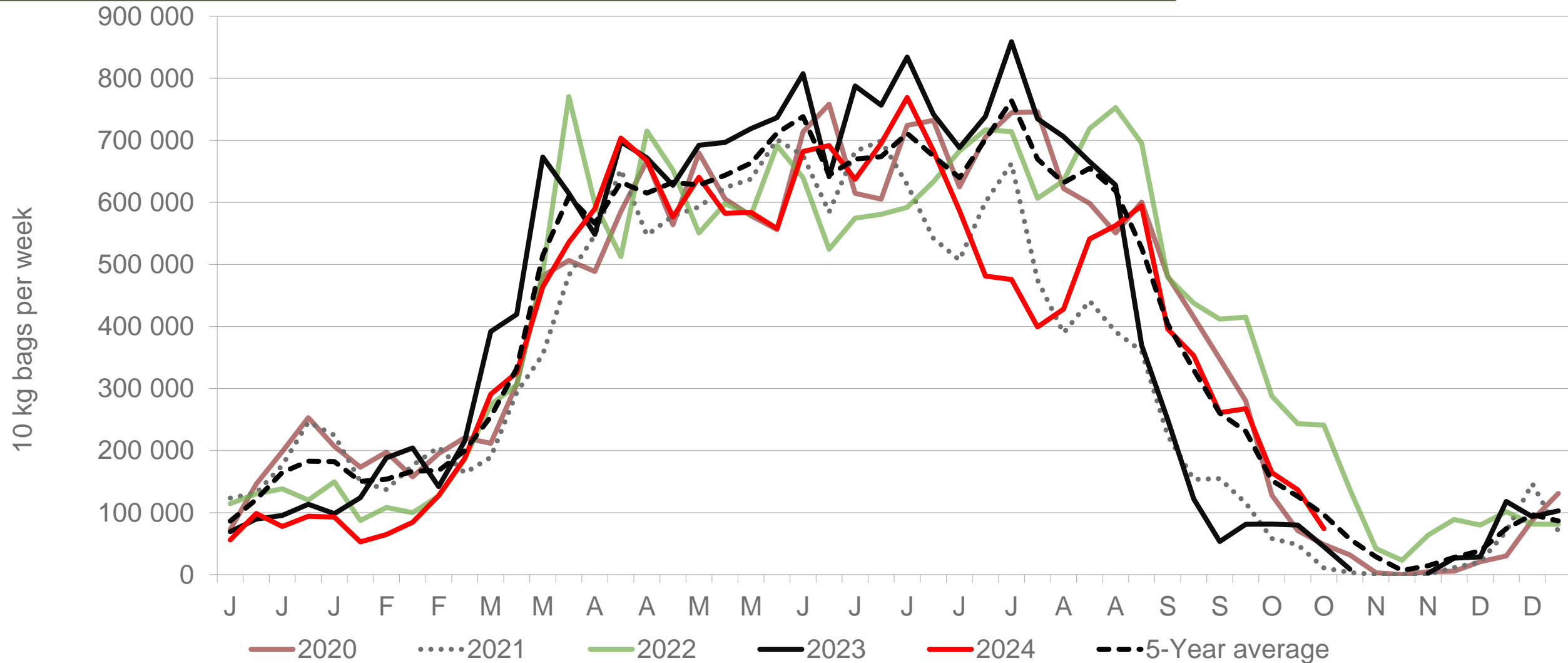


Sold 6% bags **more** than the first 43 weeks of 2023 and 701 218 bags **less** than the 5-year average (2019 to 2023) of the first 43 weeks of each year.

*Data disclaimer: Potatoes SA does not take responsibility for the accuracy or interpretation of company data re-purposed by 3rd parties*



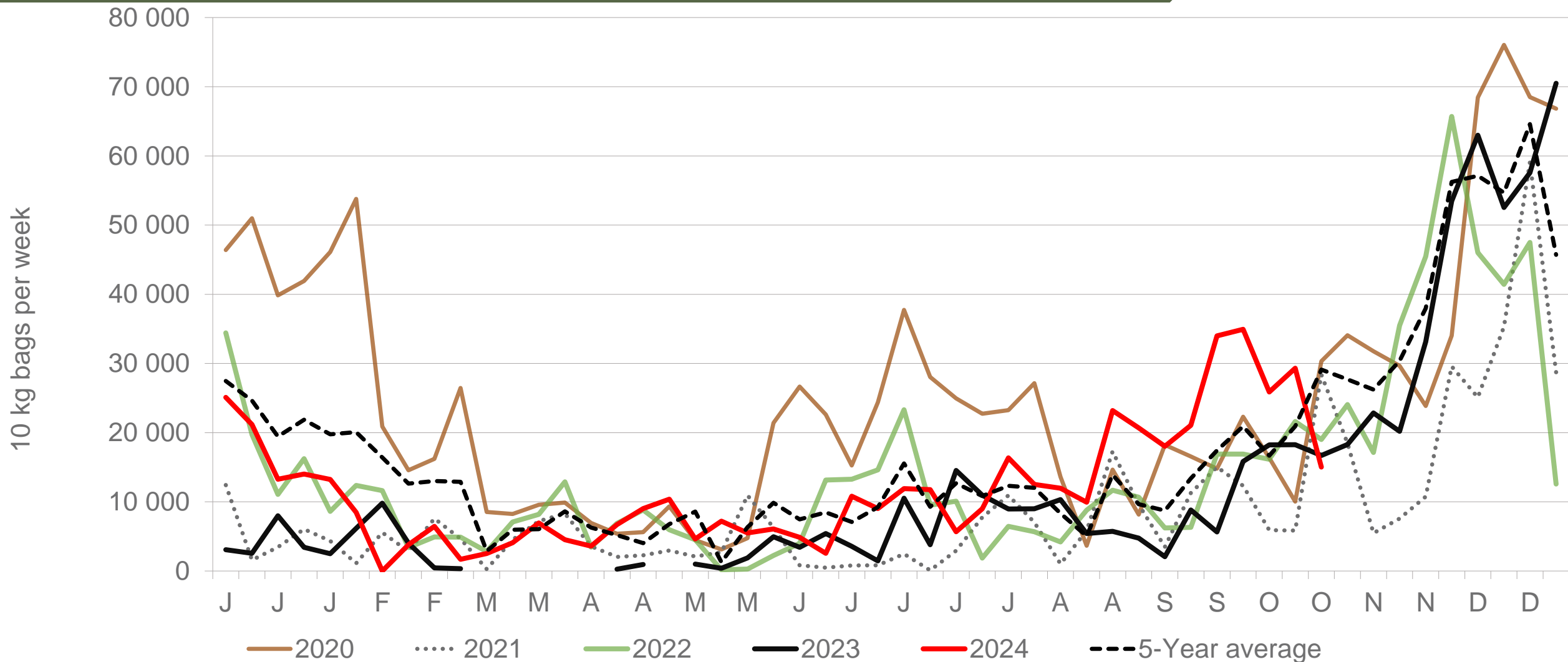
# Western Free State : Amount of 10 kg bags per week sold on FPMs (all classes)



Sold 11% bags **less** than the first 43 weeks of 2023 and 1 963 322 bags **less** than the 5-year average (2019 to 2023) of the first 43 weeks of each year.

*Data disclaimer: Potatoes SA does not take responsibility for the accuracy or interpretation of company data re-purposed by 3rd parties*

# Eastern Cape: Amount of 10 kg bags per week sold on FPMs (all classes)



Sold 121% bags more than the first 43 weeks of 2023 and 12 246 bags less than the 5-year average (2019 to 2023) of the 43 weeks of each year.

*Data disclaimer: Potatoes SA does not take responsibility for the accuracy or interpretation of company data re-purposed by 3rd parties*

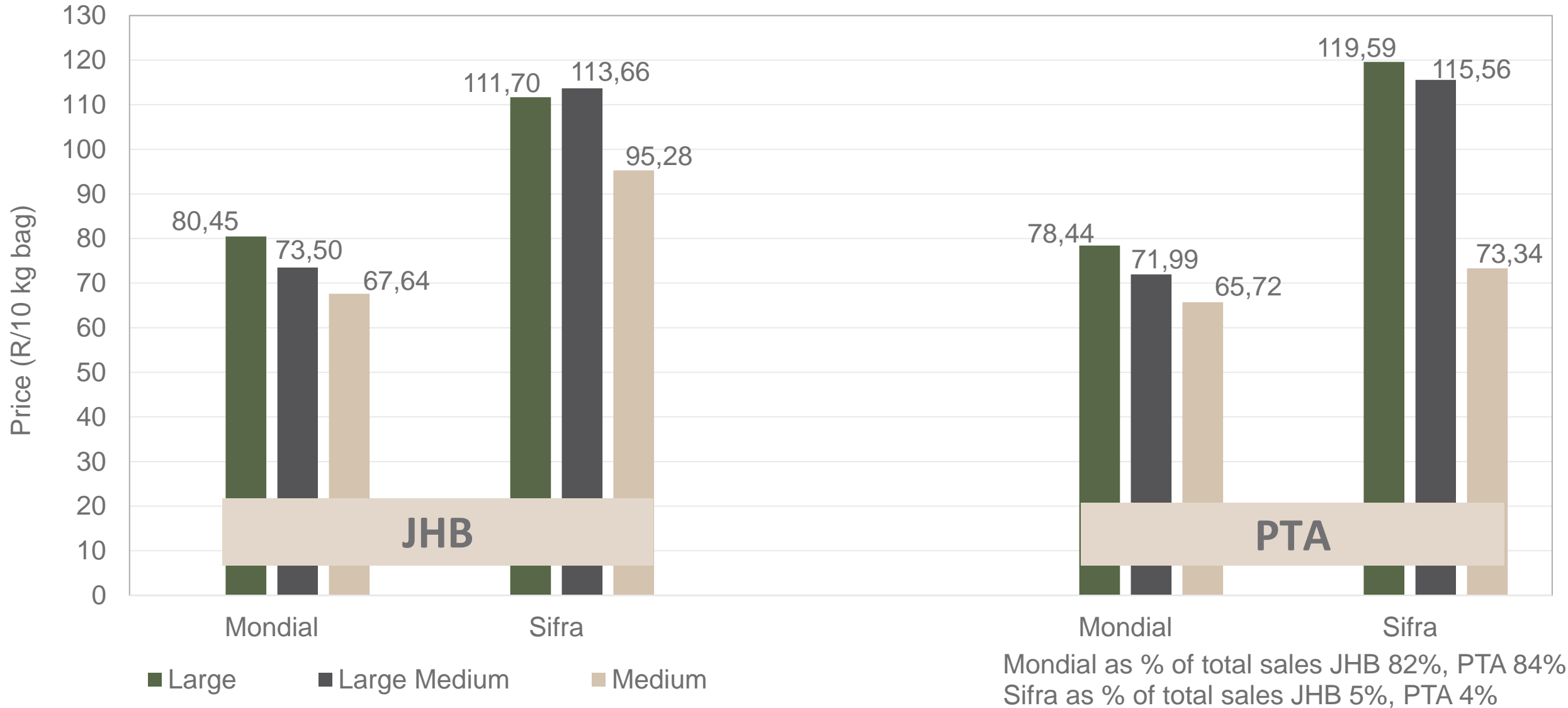
# Average weekly prices and volumes for 10 kg bags of potatoes sold on selected markets from selected production regions



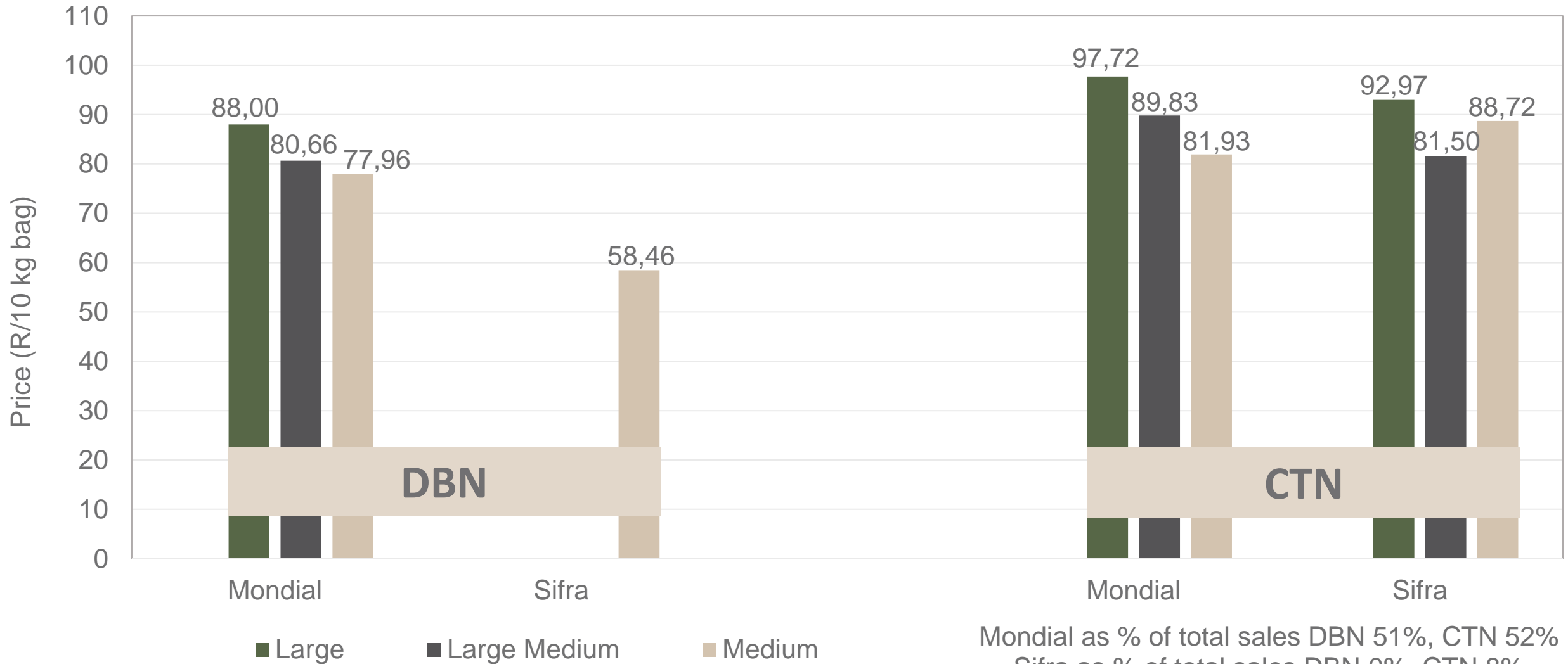
Klas & Grootte	Limpopo												Sandveld		Western Free State		Eastern Cape		All Regions	
	JOH		PRE		DUR		KLE		SPR		BLO		CAP		PRE		POR		All Markets	
	Volume 10kg	Prices R/10kg	Volume 10kg	Prices R/10kg	Volume 10kg	Prices R/10kg	Volume 10kg	Prices R/10kg	Volume 10kg	Prices R/10kg	Volume 10kg	Prices R/10kg	Volume 10kg	Prices R/10kg	Volume 10kg	Prices R/10kg	Volume 10kg	Prices R/10kg	Volume 10kg	Prices R/10kg
1L	156 166	80,69	64 209	79,38	16 969	82,94	7 650	79,64	20 143	76,11	10 160	84,61	14 674	95,50	1 441	56,07	1 625	90,41	335 872	80,84
1L/M	218 028	74,32	81 115	73,36	41 408	82,66	14 266	72,18	26 647	67,19	15 044	81,14	24 189	88,06	739	56,72	1 113	77,51	477 619	75,35
1M	199 972	69,89	60 187	66,89	39 258	76,56	8 927	70,46	23 563	60,47	10 525	74,61	34 824	83,04	999	47,03	4 118	84,76	429 001	70,69
1S	65 014	46,52	18 593	42,74	21 709	52,95	2 518	56,94	9 313	44,91	1 896	54,54	17 053	58,37	257	21,89	3 235	55,67	156 407	49,49
1S/M	57 747	56,35	14 088	53,90	7 918	66,95	1 213	60,16	4 380	54,63	2 730	64,83	433	82,16	-	-	-	-	104 995	58,42
1XL	4 949	79,27	-	-	-	-	-	-	-	-	-	-	-	-	-	-	-	-	4 949	79,27
1XS	34 568	33,75	-	-	-	-	-	-	-	-	-	-	-	-	-	-	-	-	34 719	33,71
1XXS	-	-	-	-	-	-	-	-	-	-	-	-	-	-	-	-	-	-	-	-
2L	28 940	69,21	19 055	72,07	1 720	84,01	2 751	76,38	3 708	72,56	1 517	79,12	8 173	82,93	1 749	57,89	253	53,18	81 069	70,88
2L/M	23 800	65,46	16 325	68,08	1 488	67,33	2 005	70,39	4 421	67,37	1 320	85,11	9 472	76,57	785	54,09	300	71,67	70 932	67,35
2M	17 478	55,53	11 991	59,60	4 222	67,32	969	55,81	2 414	61,30	1 503	78,63	18 553	70,11	2 532	44,24	1 026	66,23	70 809	60,52
2S	3 442	38,55	1 886	37,45	2 542	44,37	1 147	38,85	692	31,34	189	45,79	5 984	49,58	1 124	18,02	95	51,47	20 651	39,66
2S/M	2 267	47,31	1 768	40,69	2 753	51,22	3	50,00	923	56,83	97	50,31	550	43,85	123	29,84	-	-	12 279	47,78
2XL	830	54,37	-	-	-	-	-	-	-	-	-	-	-	-	-	-	-	-	830	54,37
2XS	798	13,71	-	-	-	-	-	-	-	-	-	-	-	-	-	-	-	-	1 453	14,96
2XXS	-	-	-	-	-	-	-	-	-	-	-	-	-	-	-	-	-	-	-	-
3L	7 054	51,74	6 019	52,09	712	70,17	998	53,95	1 268	64,29	542	65,11	362	73,51	550	40,41	440	33,82	25 420	55,39
3L/M	7 027	50,51	1 774	46,88	440	88,35	93	30,47	953	52,89	110	65,77	12	61,00	743	45,31	-	-	13 270	46,97
3M	15 937	46,90	6 370	42,13	2 525	46,41	1 657	54,92	772	45,63	330	46,67	1 166	59,68	857	28,02	254	44,59	43 729	41,87
3S/M	1 085	42,89	220	41,93	-	-	-	-	-	-	110	51,09	-	-	-	-	-	-	1 612	40,96
3XS	-	-	-	-	-	-	-	-	-	-	-	-	-	-	-	-	-	-	-	-
3XXS	-	-	-	-	-	-	-	-	-	-	-	-	-	-	-	-	-	-	-	-
4L	-	-	305	34,74	-	-	-	-	-	-	-	-	-	-	586	32,88	-	-	891	33,52
4L/M	-	-	203	42,22	-	-	70	43,71	13	35,00	-	-	-	-	-	-	-	-	286	42,26
4M	-	-	1 392	35,57	110	19,55	224	30,04	48	30,00	-	-	-	-	1 205	20,22	-	-	4 040	28,28
4S	-	-	840	30,54	-	-	-	-	-	-	-	-	-	-	543	9,54	-	-	2 607	14,43
4S/M	-	-	-	-	-	-	-	-	-	-	-	-	-	-	-	-	-	-	-	-
Total	845 634	67,38	314 827	66,76	149 907	71,54	45 002	69,06	101 430	63,47	47 014	76,94	147 669	74,59	15 460	39,14	14 414	66,43	1 935 748	67,55

Data disclaimer: Potatoes SA does not take responsibility for the accuracy or interpretation of company data re-purposed by 3rd parties

# PTA & JHB markets: Average Prices - Different Sizes (only 10 kg bags)

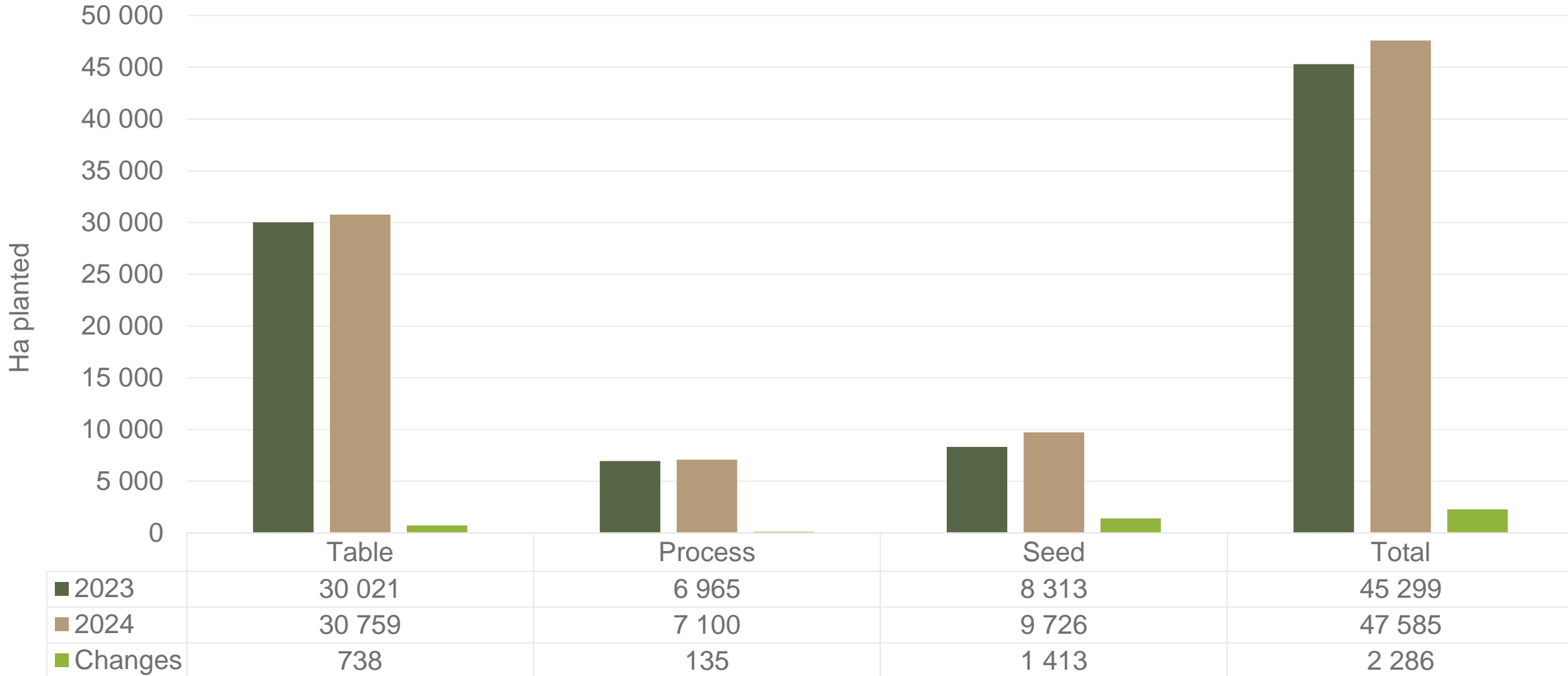


# DBN & CTN markets: Average Prices - Different Sizes (only 10 kg bags)



Mondial as % of total sales DBN 51%, CTN 52%  
 Sifra as % of total sales DBN 0%, CTN 8%

# Hectares planted to date for season 2023 versus 2024



*Regions finished: Limpopo early and main, Gauteng late, North west main and late, Eastern Free State main, Western Free State early and late, Southwestern Free State main, Ceres main, Eastern Cape winter and summer, North Eastern Cape main, Northern cape early and main, KwaZulu Natal summer and winter, Marble hall main, Sandveld summer and early winter*


**Data disclaimer: Potatoes SA does not take responsibility for the accuracy or interpretation of company data re-purposed by 3rd parties**

# Thank you for your time


Feel free to contact us

 [Dikgetho@potatoes.co.za](mailto:Dikgetho@potatoes.co.za)

[Billy@potatoes.co.za](mailto:Billy@potatoes.co.za)

 +27 (0)12 349 1906

 6 De Havilland Crescent  
Persequor Techno Park  
Persequor Park  
Pretoria

 [www.potatoes.co.za](http://www.potatoes.co.za)



Potatoes  
Aartappels SA