



Weekly Market Information

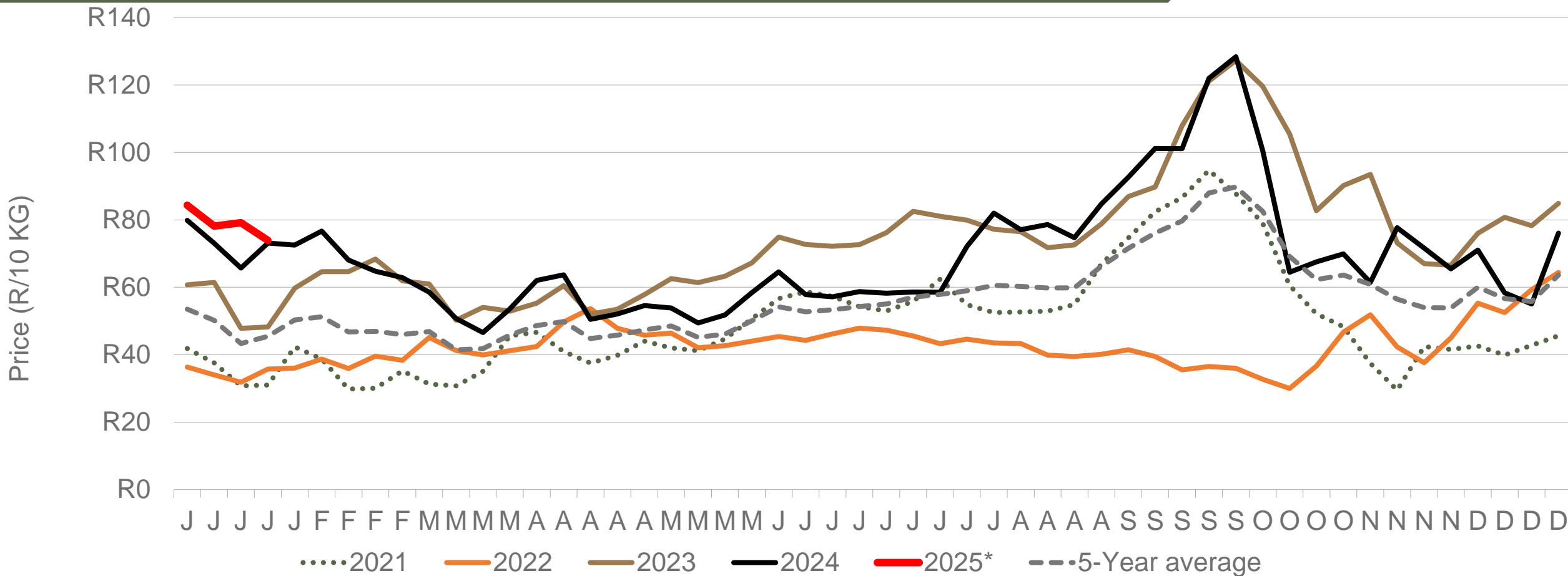
24 January 2025



Potatoes
Aartappels SA

www.potatoes.co.za



Average weekly price – all markets & all classes



Number of bags sold

2%


(Week on Week)



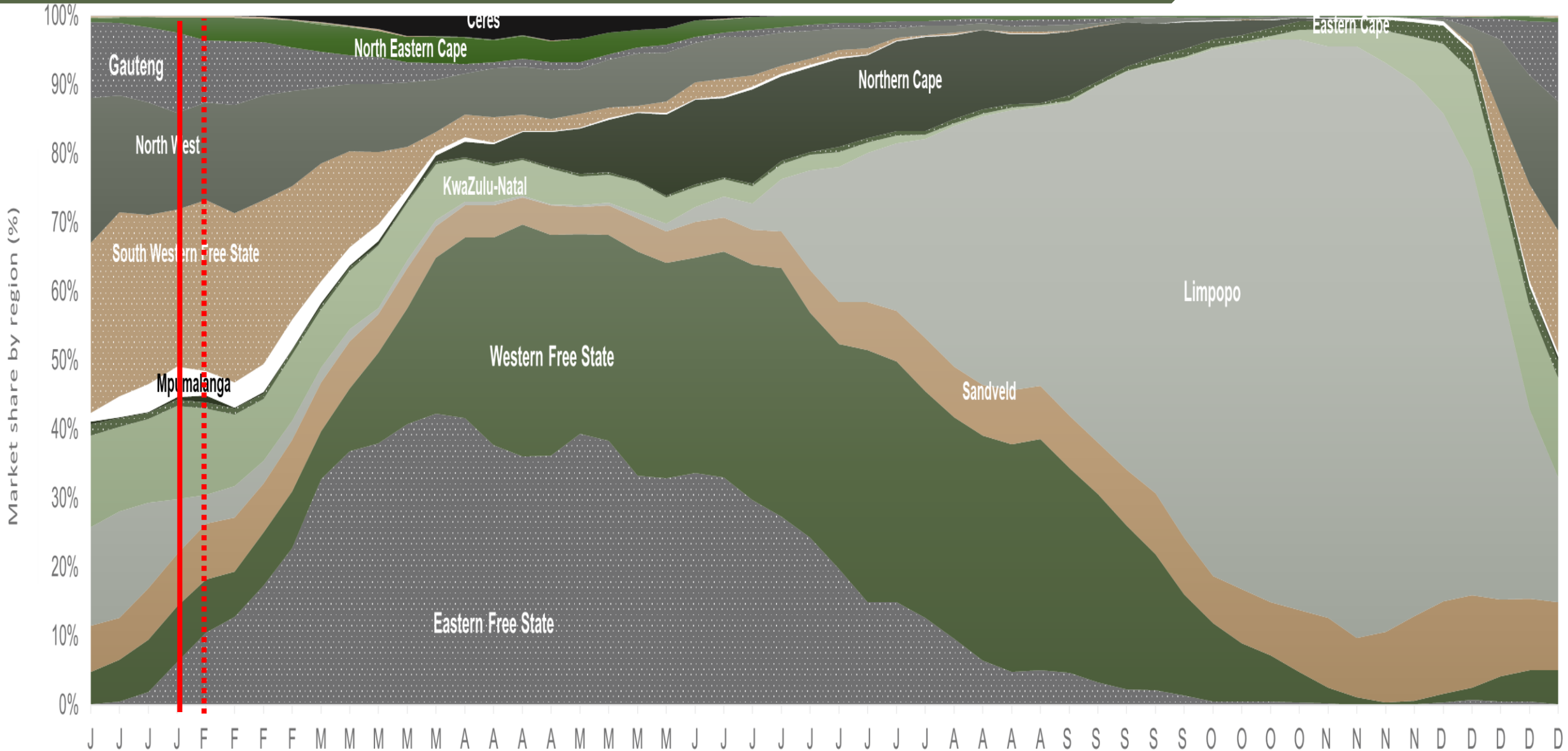
Average weekly price

7%

(Week on week)

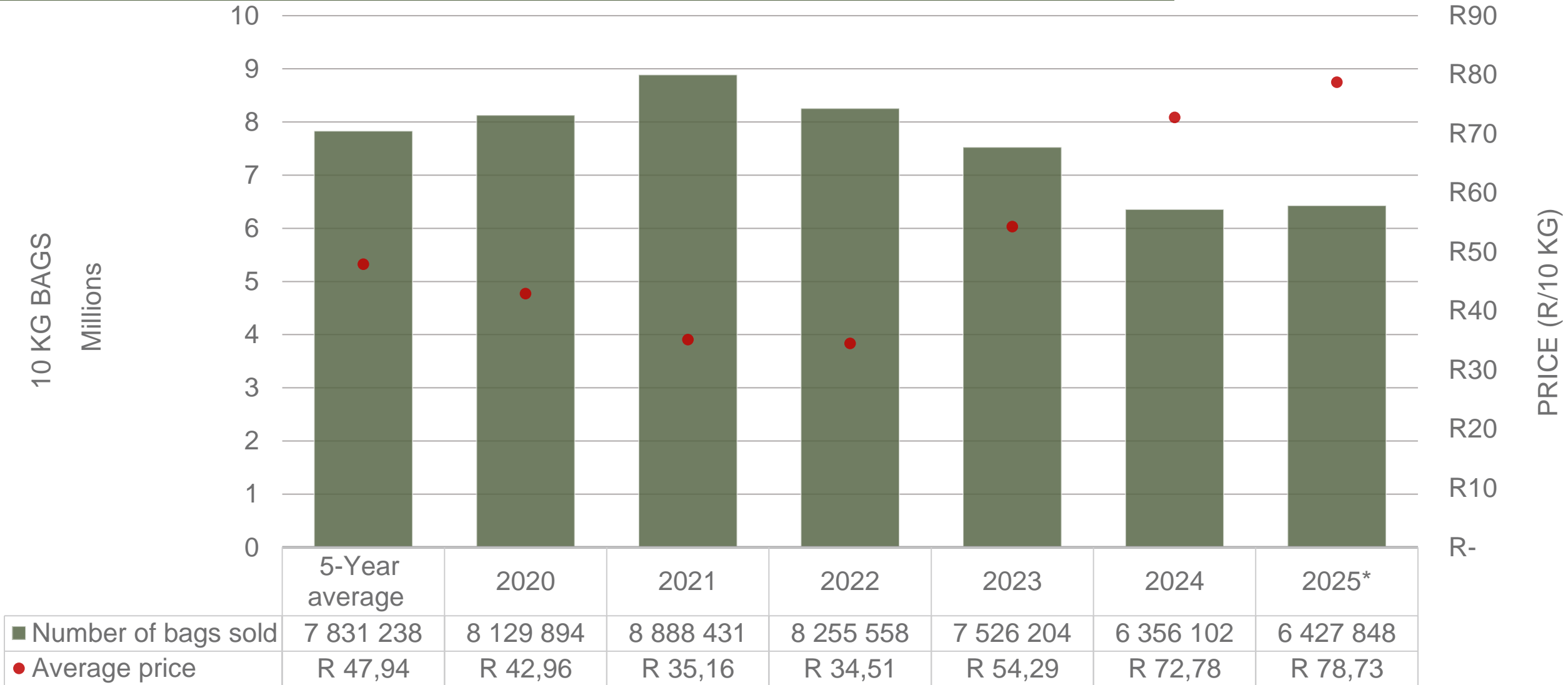


Market share of regions on fresh produce markets 2019-2024



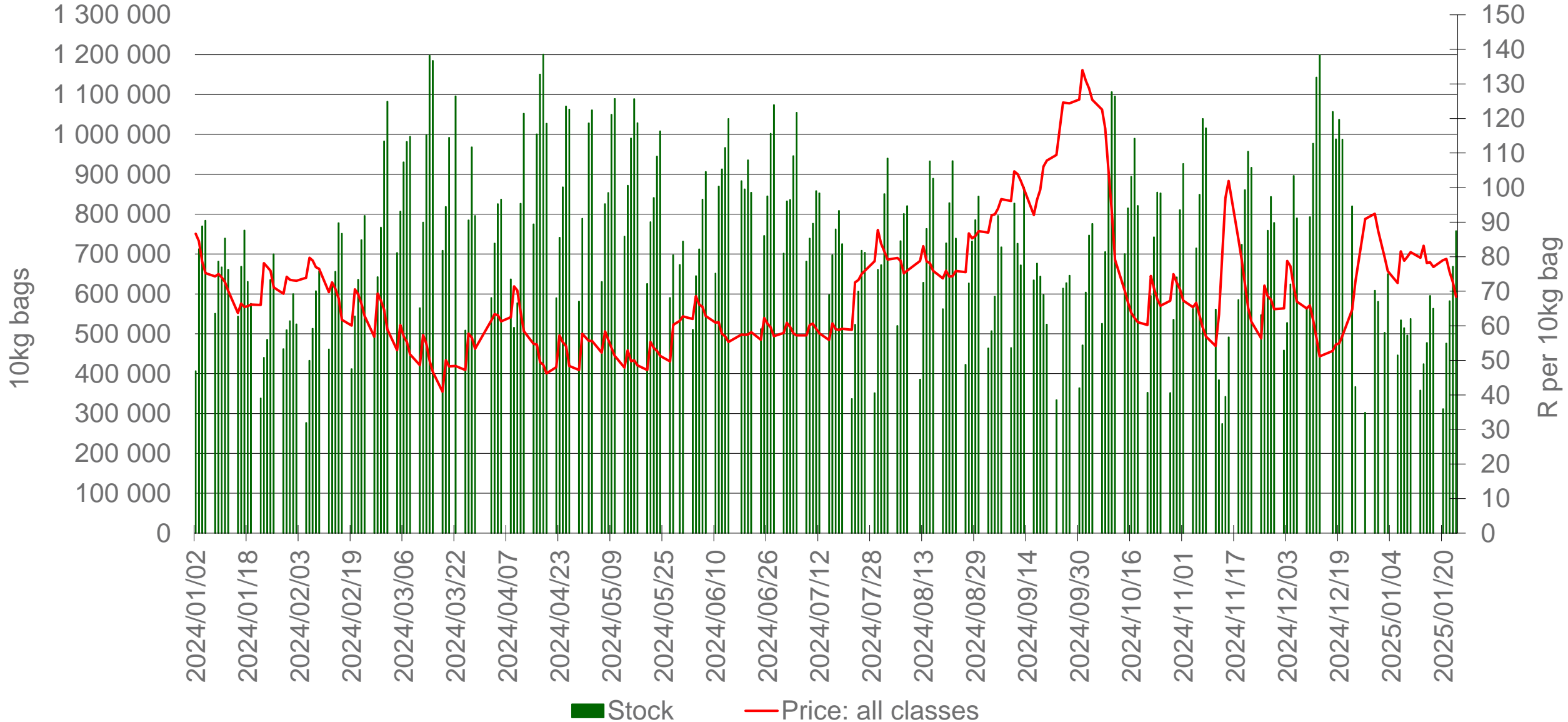
Data disclaimer: Potatoes SA does not take responsibility for the accuracy or interpretation of company data re-purposed by 3rd parties

Cumulative total number of 10 kg bags sold on markets:



Sold 1 403 390 bags **less** than the **5-year average** (2020 to 2024) of the first 4 weeks of 2025

RSA daily Price versus Daily Available stocks (all classes & all sizes)



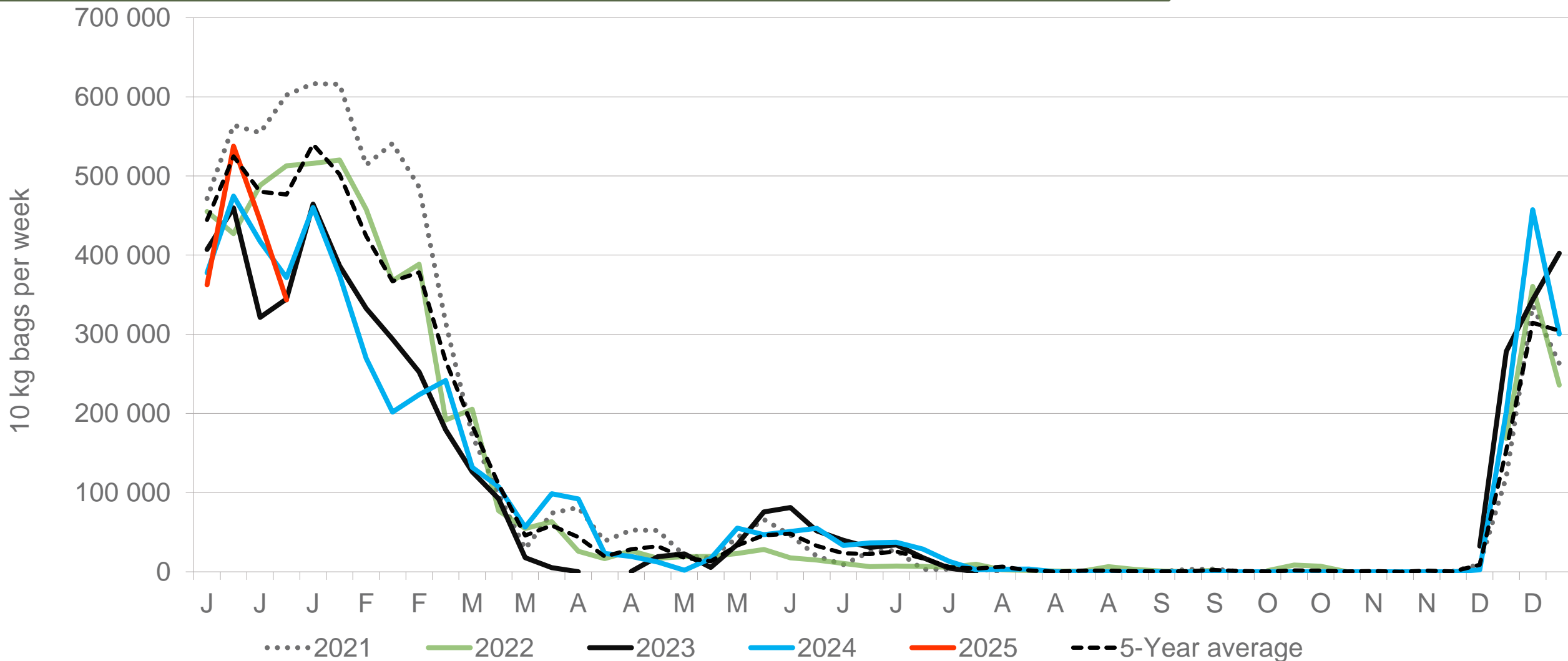
Data disclaimer: Potatoes SA does not take responsibility for the accuracy or interpretation of company data re-purposed by 3rd parties

JHB market daily : Top 10% versus Bottom 10% prices – Class 1 Medium (Since January 2025)



Data disclaimer: Potatoes SA does not take responsibility for the accuracy or interpretation of company data re-purposed by 3rd parties

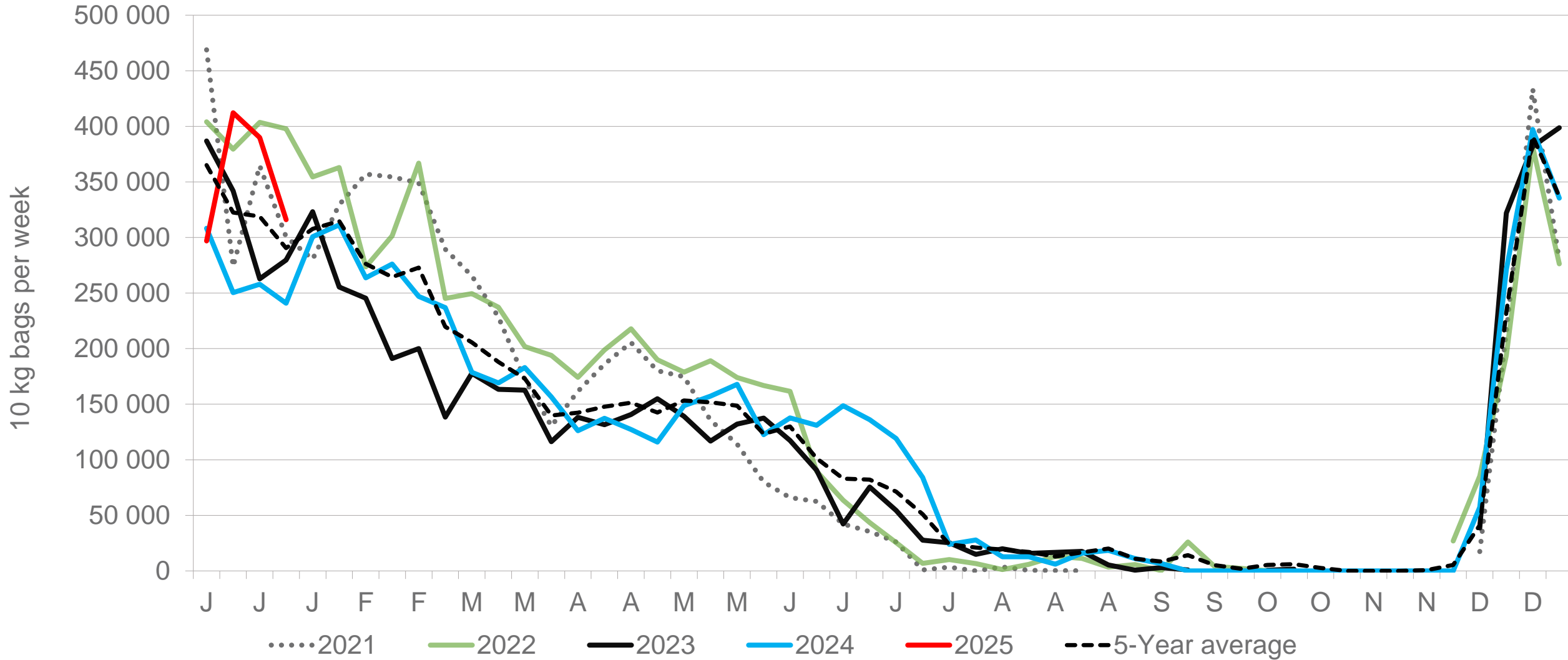
Southwestern Free State: Amount of 10 kg bags per week sold on FPMs (all classes)



Sold 2,82% bags **more** than the first 4 weeks of 2024 and 238 528 bags **less** than the 5-year average (2020 to 2024) of the first 4 weeks of each year.

Data disclaimer: Potatoes SA does not take responsibility for the accuracy or interpretation of company data re-purposed by 3rd parties

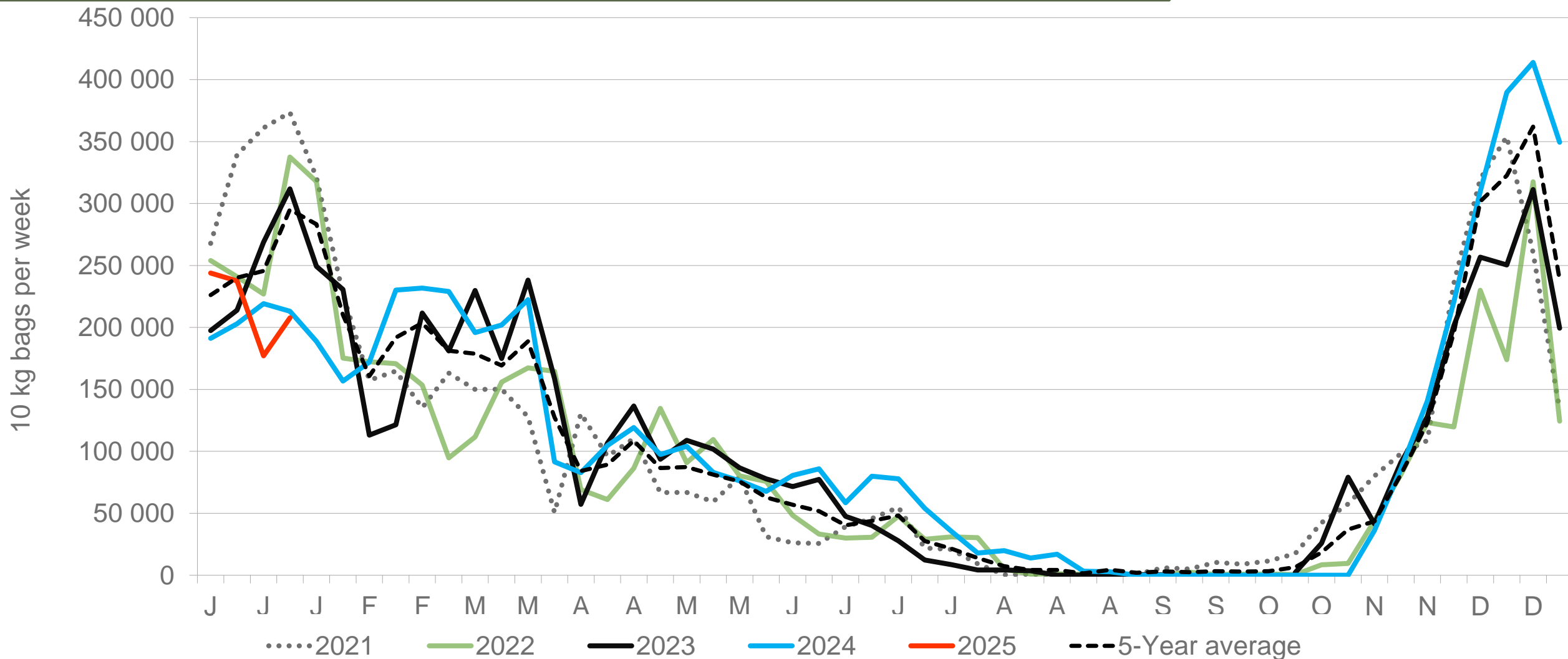
North-West: Amount of 10 kg bags per week sold on FPMs (all classes)



Sold 34% bags **more** than the first 4 weeks of 2024 and 118 167 bags **more** than the 5-year average (2020 to 2024) of the first 4 weeks of each year.

Data disclaimer: Potatoes SA does not take responsibility for the accuracy or interpretation of company data re-purposed by 3rd parties

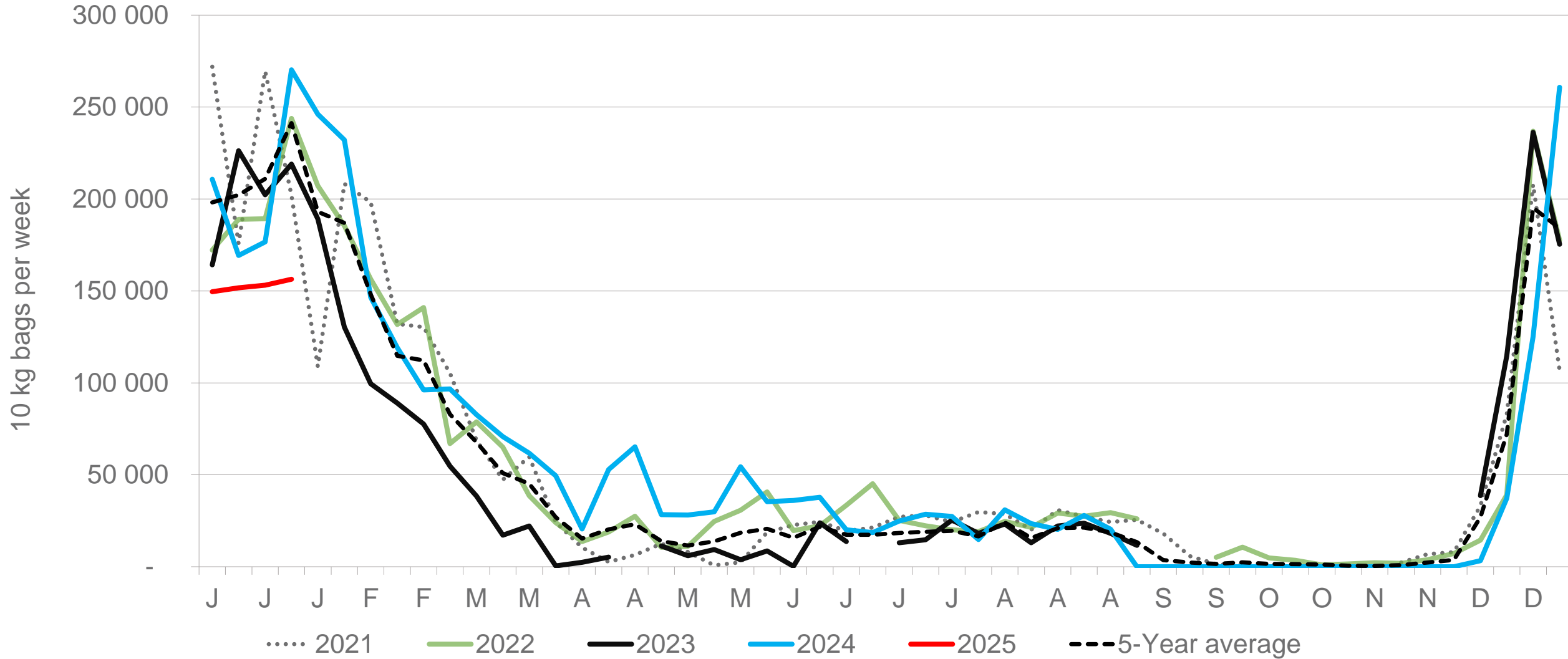
KwaZulu-Natal: Amount of 10 kg bags per week sold on FPMs (all classes)



Sold 4,84% bags **more** than the first 4 weeks of 2024 and 140 646 bags **less** than the 5-year average (2020 to 2024) of the first 4 weeks of each year.

Data disclaimer: Potatoes SA does not take responsibility for the accuracy or interpretation of company data re-purposed by 3rd parties

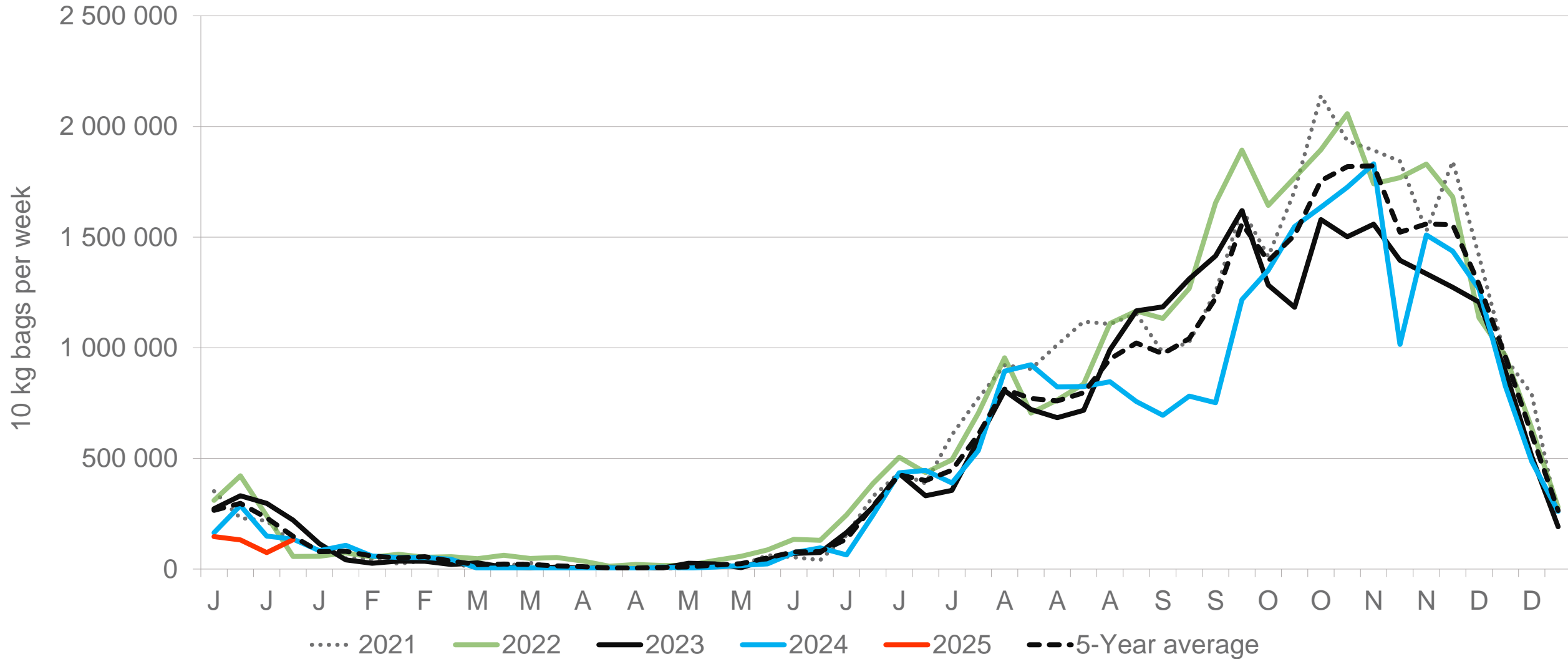
Gauteng: Amount of 10 kg bags per week sold on FPMs (all classes)



Sold 26% bags **less** than the first 4 weeks of 2024 and 241 835 bags **less** than the 5-year average (2020 to 2024) of the first 4 weeks of each year.

Data disclaimer: Potatoes SA does not take responsibility for the accuracy or interpretation of company data re-purposed by 3rd parties

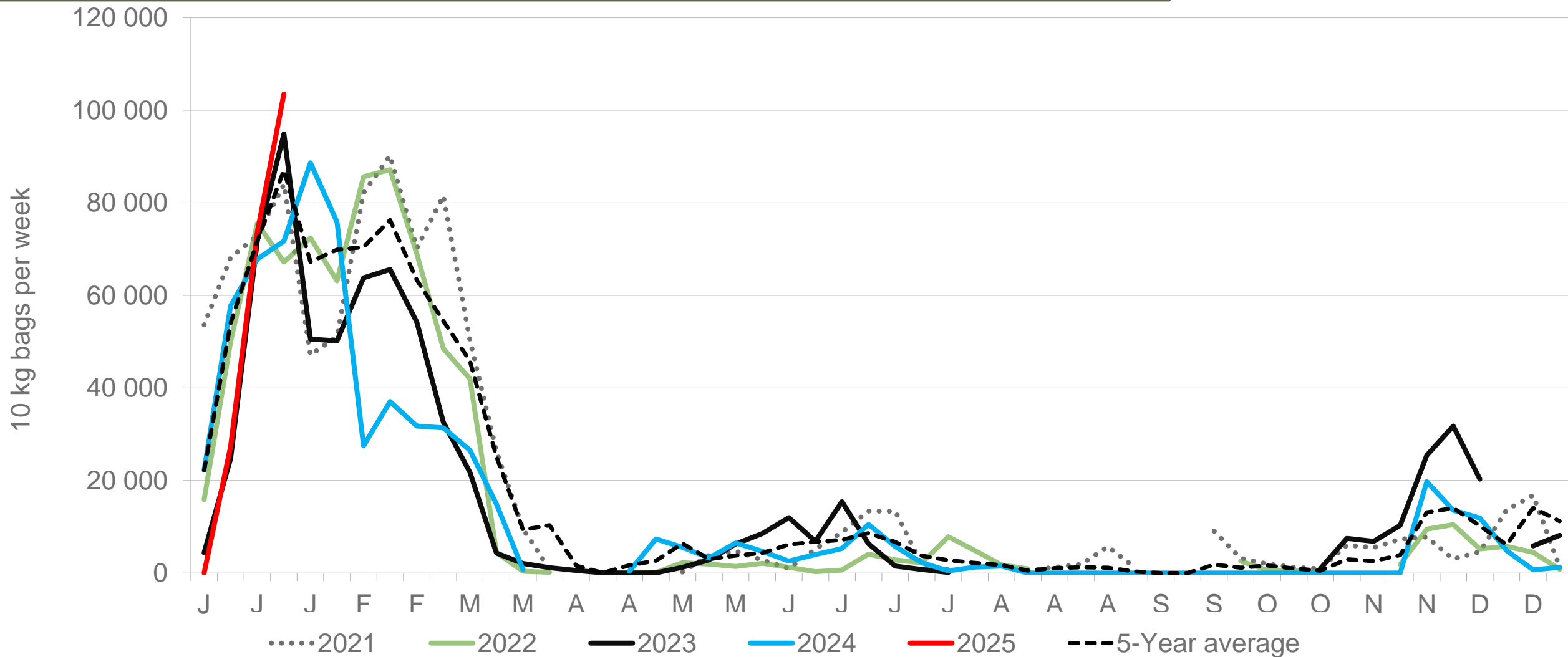
Limpopo: Amount of 10 kg bags per week sold on FPMs (all classes)



Sold 34% bags **less** than the first 4 weeks of 2024 and 455 475 bags **less** than the 5-year average (2020 to 2024) of the first 4 weeks of each year.

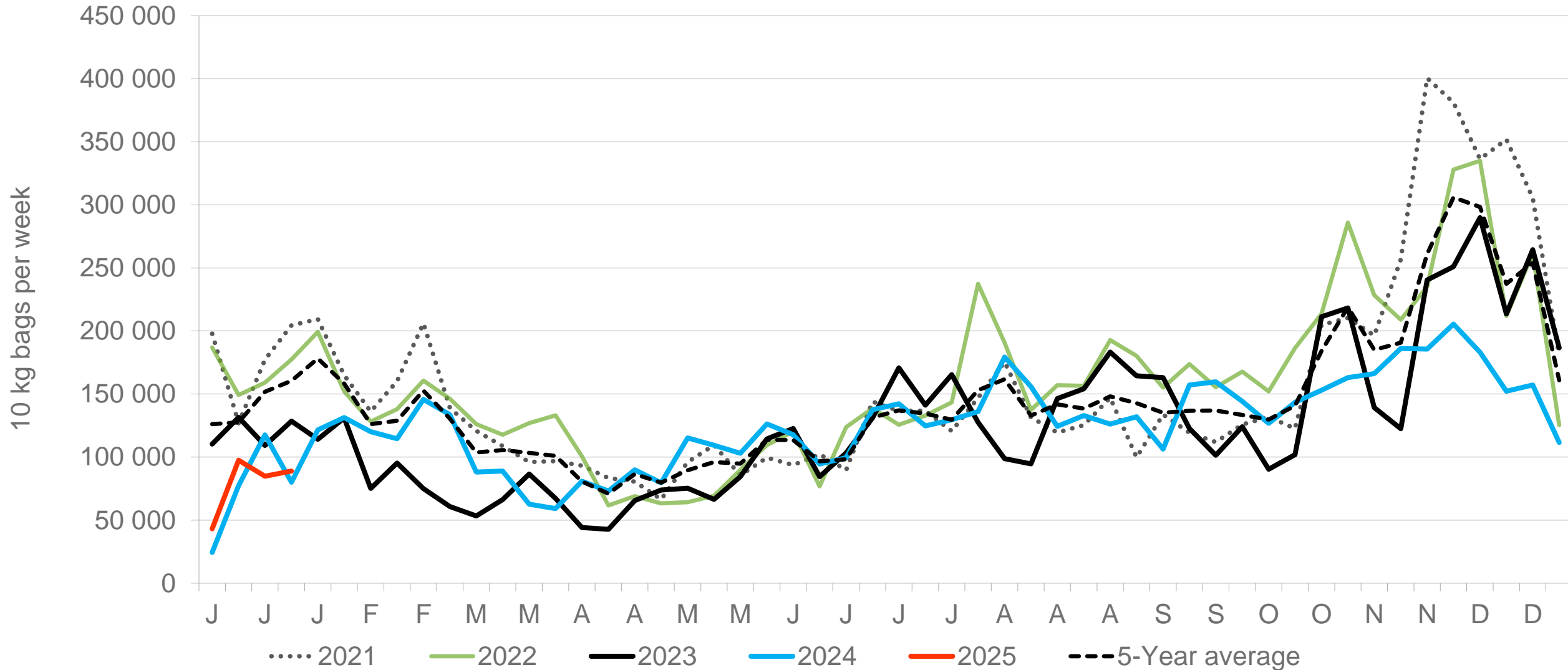
Data disclaimer: Potatoes SA does not take responsibility for the accuracy or interpretation of company data re-purposed by 3rd parties

Mpumalanga: Amount of 10 kg bags per week sold on FPMs (all classes)



Sold 7% bags **less** than the first 4 weeks of 2024 and 30 446 bags **less** than the 5-year average (2020 to 2024) of the 4 weeks of each year.

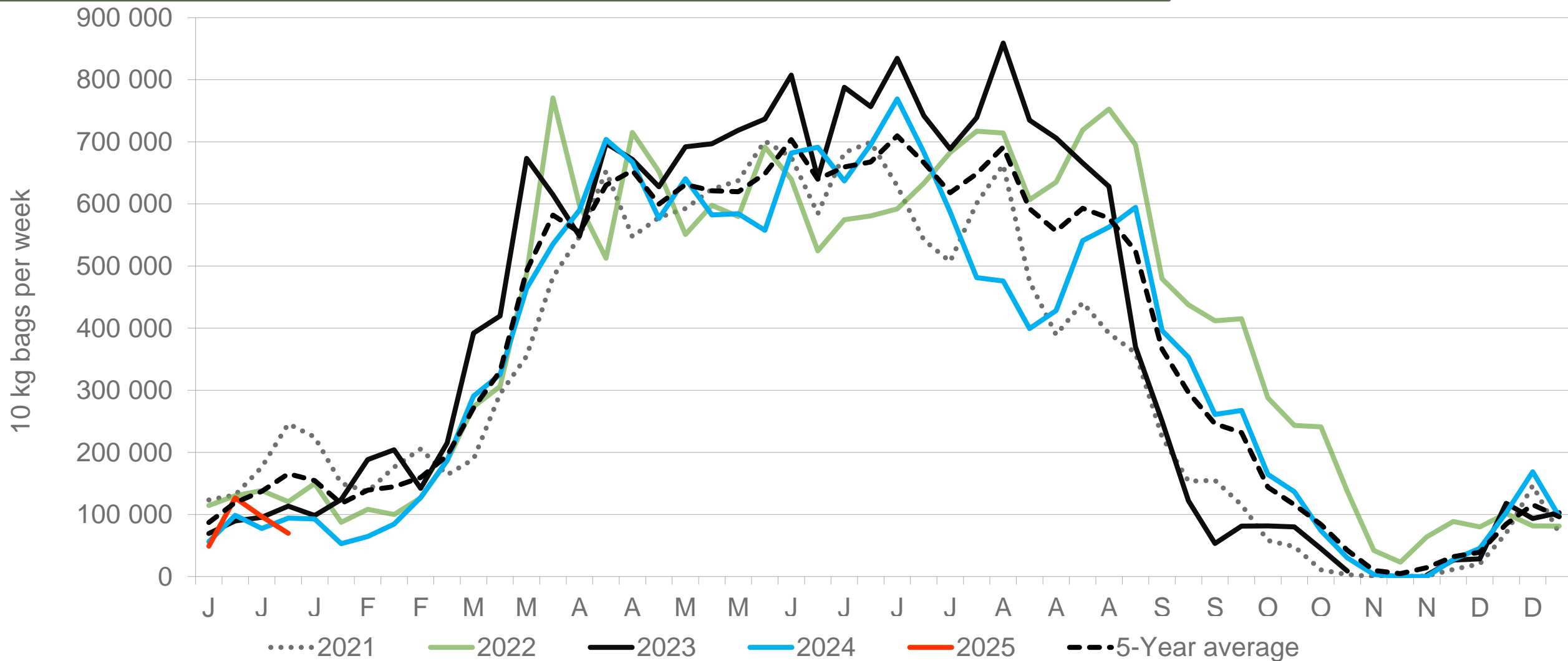
Sandveld: Amount of 10 kg bags per week sold on FPMs (all classes)



Sold 5% bags **more** than the first 4 weeks of 2024 and 251 748 bags **less** than the 5-year average (2020 to 2024) of the first 4 weeks of each year.

Data disclaimer: Potatoes SA does not take responsibility for the accuracy or interpretation of company data re-purposed by 3rd parties

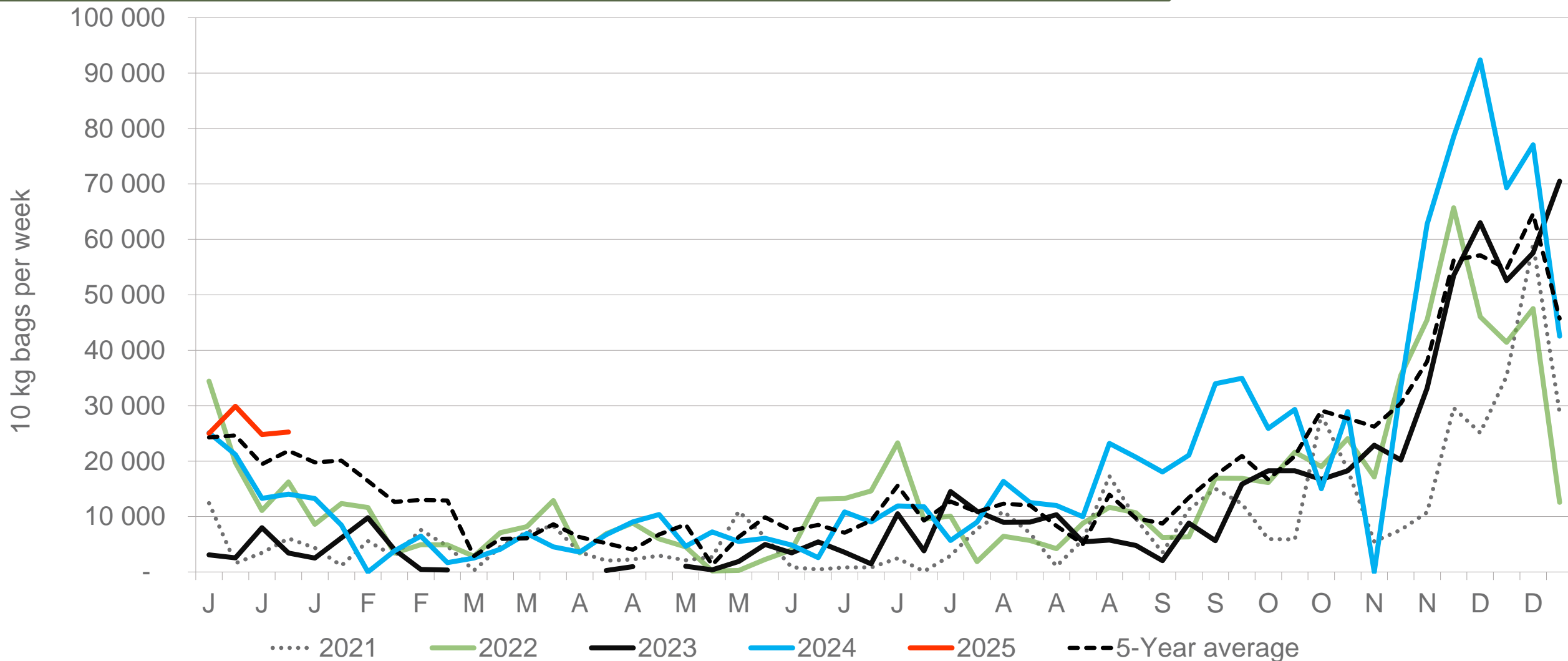
Western Free State : Amount of 10 kg bags per week sold on FPMs (all classes)



Sold 5% bags **more** than the first 4 weeks of 2024 and 166 812 bags **less** than the 5-year average (2020 to 2024) of the first 4 weeks of each year.

Data disclaimer: Potatoes SA does not take responsibility for the accuracy or interpretation of company data re-purposed by 3rd parties

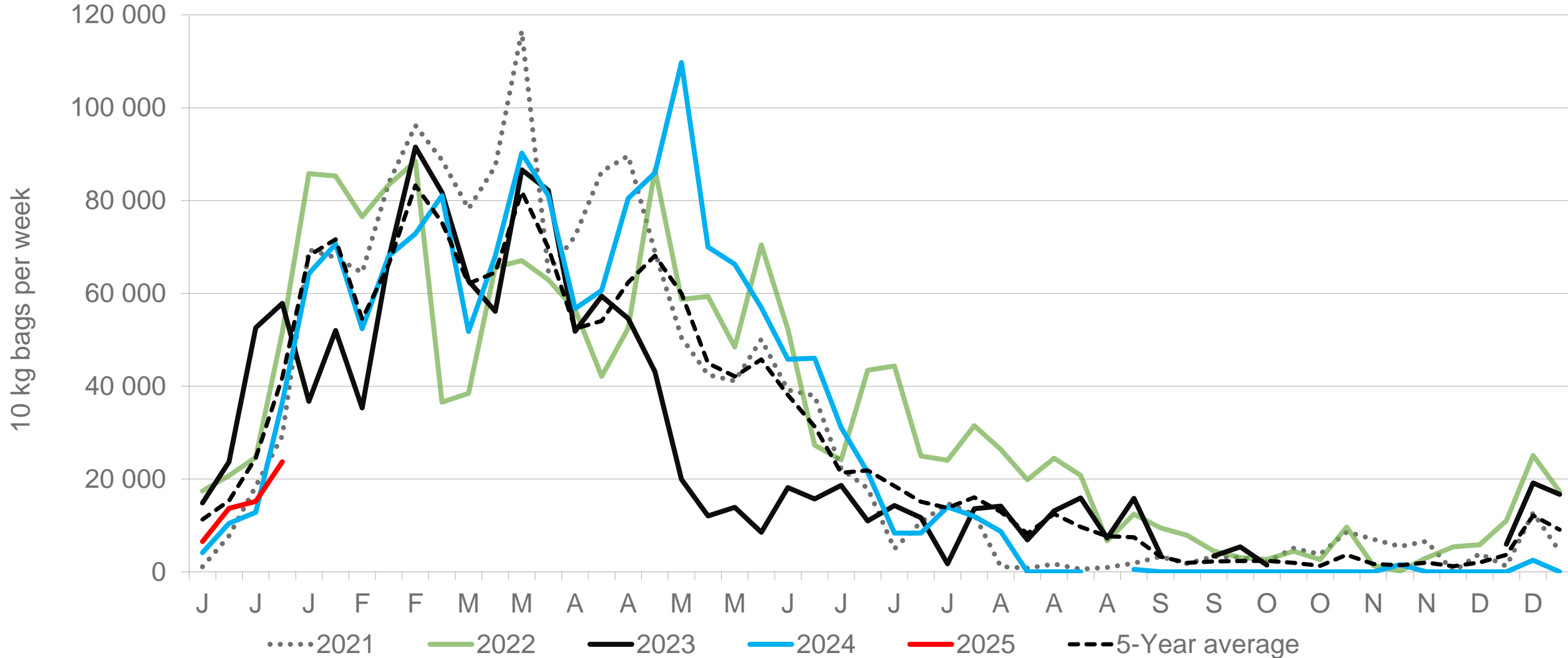
Eastern Cape: Amount of 10 kg bags per week sold on FPMs (all classes)



Sold 43% bags **more** than the first 4 weeks of 2024 and 29 961 bags **more** than the 5-year average (2020 to 2024) of the 4 weeks of each year.

Data disclaimer: Potatoes SA does not take responsibility for the accuracy or interpretation of company data re-purposed by 3rd parties

North Eastern Cape: Amount of 10 kg bags per week sold on FPMs (all classes)



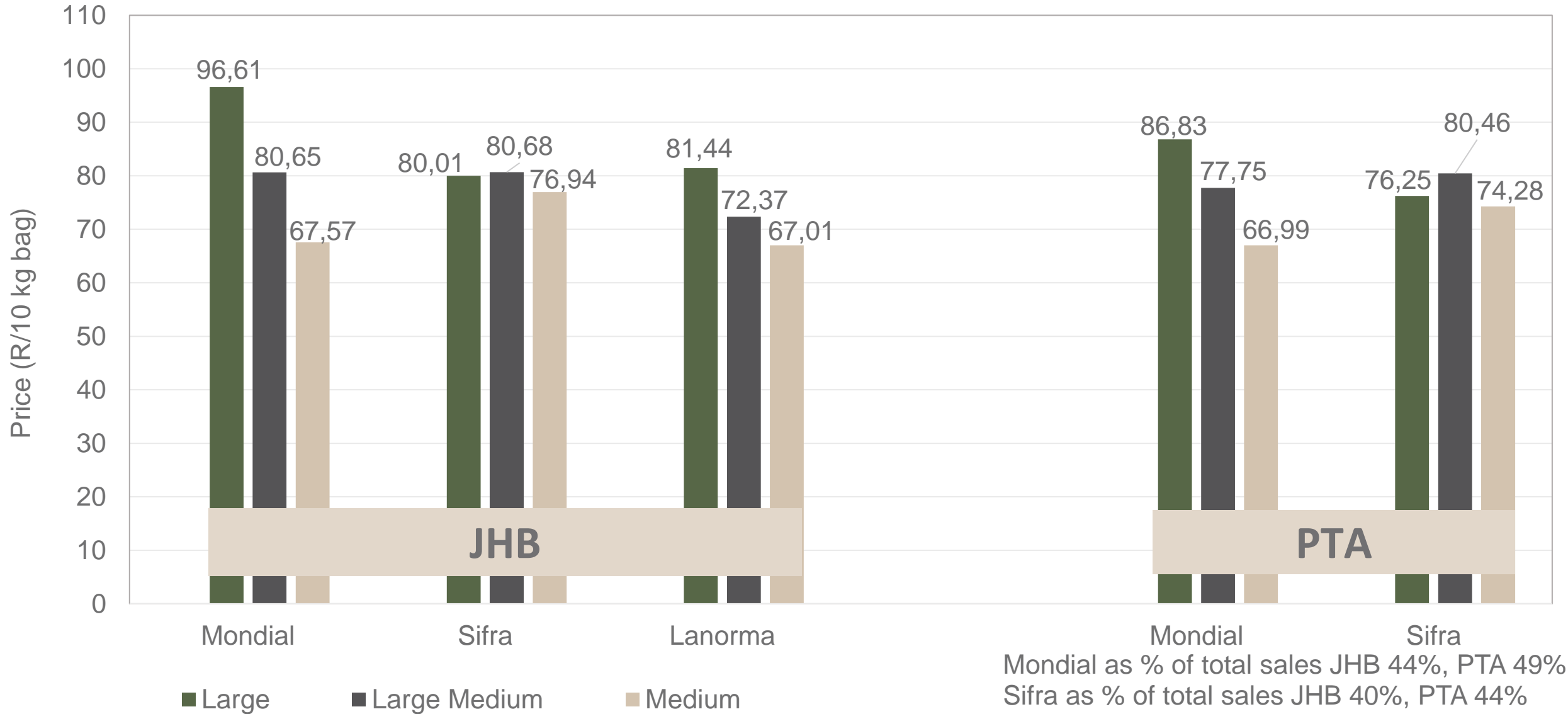
Sold 7% bags **less** than the first 4 weeks of 2024 and 33 918 bags **less** than the 5-year average (2020 to 2024) of the first 4 weeks of each year.

Data disclaimer: Potatoes SA does not take responsibility for the accuracy or interpretation of company data re-purposed by 3rd parties

Average weekly prices and volumes for 10 kg bags of potatoes sold on selected markets from selected production regions

Klas & Grootte	South Western Freestate				North West				KwaZulu-Natal				Gauteng				Limpopo				Mpumalanga				All Regions	
	JOH		PRE		JOH		PRE		DUR		PIE		JOH		PRE		JOH		PRE		JOH		PRE		All Markets	
	Volume 10kg	Prices R/10kg	Volume 10kg	Prices R/10kg	Volume 10kg	Prices R/10kg	Volume 10kg	Prices R/10kg	Volume 10kg	Prices R/10kg	Volume 10kg	Prices R/10kg	Volume 10kg	Prices R/10kg	Volume 10kg	Prices R/10kg	Volume 10kg	Prices R/10kg	Volume 10kg	Prices R/10kg	Volume 10kg	Prices R/10kg	Volume 10kg	Prices R/10kg	Volume 10kg	Prices R/10kg
1L	23 194	78,00	8 189	77,39	35 559	83,69	22 627	80,82	4 415	89,60	3 957	96,18	32 616	81,64	6 888	70,69	12 141	92,10	2 478	86,20	15 868	87,06	21 474	81,78	345 209	86,15
1L/M	42 976	79,46	14 164	80,02	42 371	85,54	25 422	81,91	8 099	77,69	6 108	80,01	32 291	73,82	6 227	71,84	24 729	71,14	6 845	72,14	10 113	70,23	9 866	73,90	426 390	79,83
1M	20 367	79,42	7 785	76,06	23 203	81,48	17 126	76,65	10 743	75,70	4 722	71,06	27 878	67,40	9 304	63,15	33 079	65,47	5 490	60,17	4 204	61,21	7 323	64,90	319 118	73,86
1S	2 314	54,94	1 885	52,03	7 474	58,84	4 072	51,97	1 836	48,48	163	59,91	6 325	48,50	2 621	35,67	8 340	42,08	2 144	37,86	1 044	40,84	352	42,54	79 667	51,75
1S/M	4 173	64,69	1 998	59,42	12 060	68,69	7 873	62,01	1 614	76,81	45	65,67	6 540	59,18	4 642	55,70	8 187	44,47	1 626	49,13	1 414	46,76	782	51,74	89 358	61,90
1XL	-	-	-	-	-	-	-	-	-	-	-	-	-	-	-	-	-	-	-	-	-	-	-	-	-	-
1XS	2 666	68,35	-	-	3 728	55,81	-	-	-	-	-	-	1 895	43,72	-	-	6 226	34,29	-	-	436	24,14	-	-	16 013	45,41
1XXS	-	-	-	-	-	-	-	-	-	-	-	-	-	-	-	-	-	-	-	-	-	-	-	-	-	-
2L	75	70,36	1 998	70,94	2 646	69,73	625	76,91	1 099	125,60	1 298	86,36	1 607	60,82	249	56,42	865	84,83	536	88,89	4 709	73,05	2 660	72,25	55 862	79,14
2L/M	340	71,26	1 198	67,22	1 956	59,33	36	70,00	1 931	87,13	1 027	76,75	3 401	59,62	-	-	1 958	67,32	1 745	51,82	1 445	61,01	1 521	70,47	58 676	71,53
2M	237	70,00	1 883	71,14	1 111	50,10	-	-	1 521	70,29	1 523	59,69	2 346	53,82	-	-	3 633	53,73	1 385	51,87	1 379	54,69	1 246	54,33	66 173	63,39
2S	106	56,00	433	46,40	220	40,72	-	-	1 215	76,90	311	49,94	1 177	33,88	100	33,72	202	24,33	94	25,45	80	34,40	160	33,91	12 613	45,47
2S/M	80	42,75	210	48,57	335	37,09	205	58,34	-	-	-	-	-	-	-	-	1 320	44,10	542	36,92	58	52,93	-	-	9 546	53,88
2XL	-	-	-	-	-	-	-	-	-	-	-	-	-	-	-	-	-	-	-	-	-	-	-	-	-	-
2XS	95	55,00	-	-	110	40,00	-	-	-	-	-	-	92	31,74	-	-	82	30,00	-	-	106	30,85	-	-	1 602	24,90
2XXS	-	-	-	-	-	-	-	-	-	-	-	-	-	-	-	-	-	-	-	-	-	-	-	-	-	-
3L	2 056	51,17	940	60,64	350	68,61	126	68,93	-	-	1 100	56,13	182	55,16	-	-	330	50,00	-	-	-	-	-	-	18 051	56,76
3L/M	-	-	-	-	3 197	60,16	2 080	62,83	268	52,32	-	-	96	59,43	-	-	-	-	-	-	314	38,57	1 495	47,94	18 935	59,44
3M	1 828	49,18	1 590	40,32	5 272	56,45	1 656	49,72	-	-	208	55,00	518	38,07	416	39,78	550	30,00	596	30,17	-	-	12	50,00	31 747	49,82
3S/M	-	-	-	-	550	46,00	-	-	-	-	-	-	-	-	-	-	-	-	-	-	-	-	-	-	2 512	41,47
3XS	-	-	-	-	-	-	-	-	-	-	-	-	-	-	-	-	-	-	-	-	-	-	-	-	-	-
3XXS	-	-	-	-	-	-	-	-	-	-	-	-	-	-	-	-	-	-	-	-	-	-	-	-	-	-
4L	-	-	-	-	-	-	-	-	-	-	-	-	-	-	-	-	-	-	-	-	-	-	-	-	204	43,42
4L/M	-	-	-	-	-	-	-	-	79	50,00	-	-	-	-	-	-	-	-	-	-	-	-	-	-	79	50,00
4M	-	-	-	-	-	-	-	-	502	53,77	55	47,27	-	-	-	-	-	-	-	-	-	-	-	-	1 050	44,58
4S	-	-	-	-	-	-	-	-	-	-	-	-	-	-	-	-	-	-	-	-	-	-	-	-	-	-
4S/M	-	-	-	-	-	-	-	-	-	-	-	-	-	-	-	-	-	-	-	-	-	-	-	-	-	-
Total	100 507	76,38	43 580	71,99	140 142	77,69	84 866	74,49	33 551	77,75	22 412	74,20	117 284	70,31	30 721	62,36	102 302	63,96	25 016	59,34	41 170	72,80	47 150	73,55	1 576 588	73,92

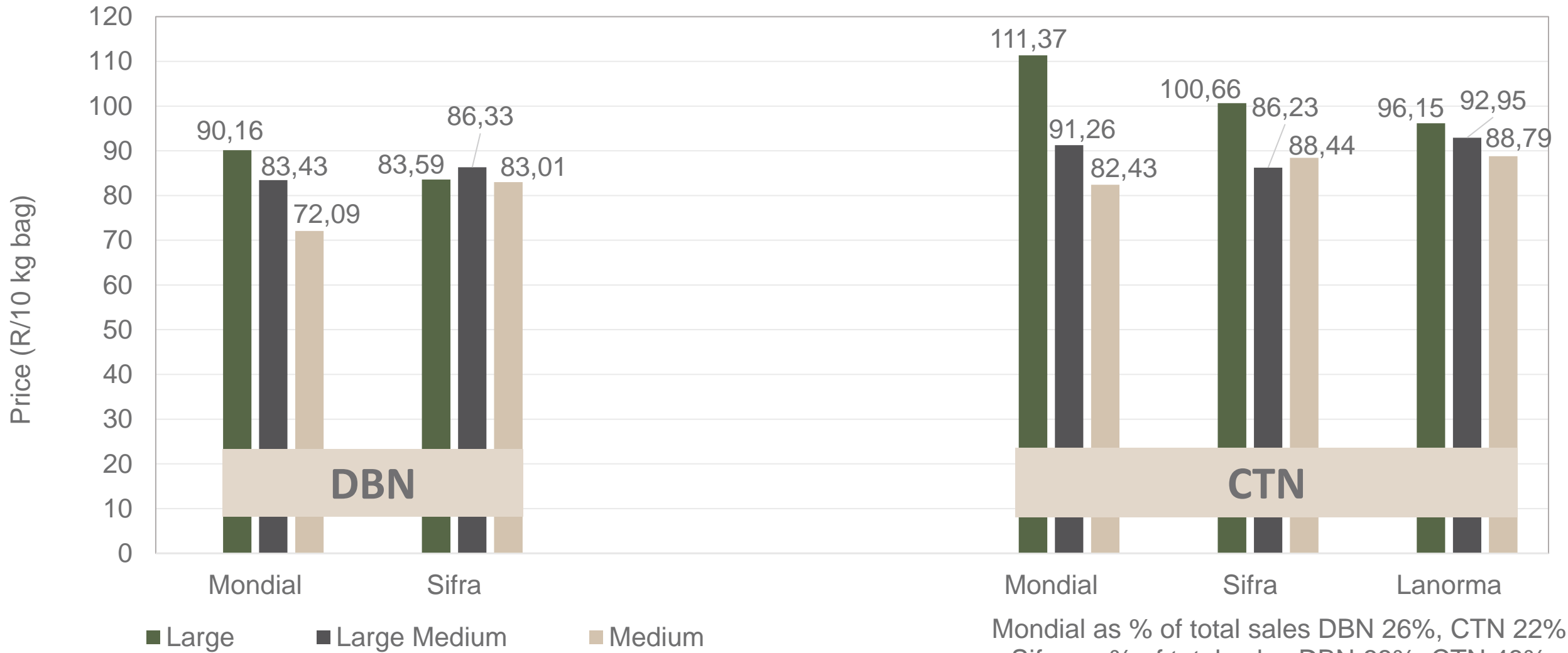
PTA & JHB markets: Average Prices - Different Sizes (only 10 kg bags)



Mondial as % of total sales JHB 44%, PTA 49%
 Sifra as % of total sales JHB 40%, PTA 44%
 Lanorma as % of total sales JHB 8%, PTA 0%

Data disclaimer: Potatoes SA does not take responsibility for the accuracy or interpretation of company data re-purposed by 3rd parties

DBN & CTN markets: Average Prices - Different Sizes (only 10 kg bags)



Mondial as % of total sales DBN 26%, CTN 22%
 Sifra as % of total sales DBN 68%, CTN 48%
 Lanorma as % of total sales DBN 0%, CTN 9%

Hectares planted to date for season 2023 versus 2024

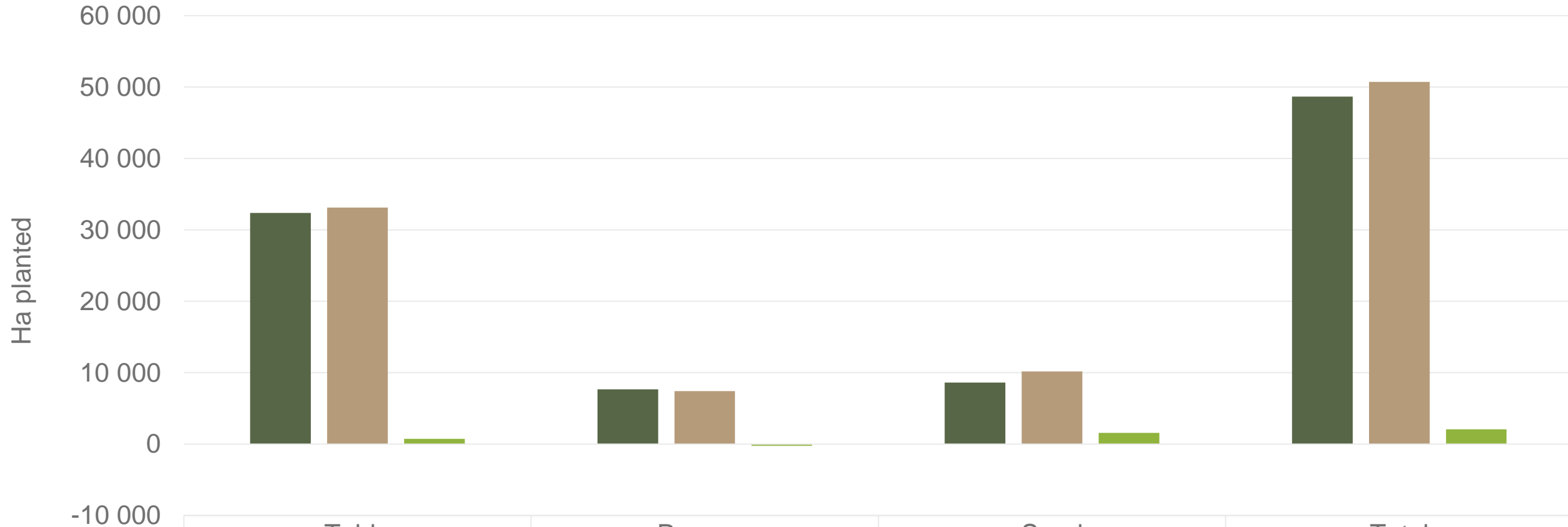


	Table	Process	Seed	Total
■ 2023	32 389	7 658	8 613	48 660
■ 2024	33 137	7 419	10 181	50 737
■ Changes	748	-240	1 568	2 076

Regions finished: Limpopo early and main, Gauteng early and late, North west main and late, Eastern Free State main, Western Free State early and late, Southwestern Free State main, Ceres main, Eastern Cape winter and summer, North Eastern Cape main, Northern cape early and main, KwaZulu Natal summer and winter, Marble hall main, Sandveld summer and early winter

Data disclaimer: Potatoes SA does not take responsibility for the accuracy or interpretation of company data re-purposed by 3rd parties

Thank you for your time

Feel free to contact us



Dikgetho@potatoes.co.za

Billy@potatoes.co.za

Jodie@potatoes.co.za



+27 (0)12 349 1906



6 De Havilland Crescent
Persequor Techno Park
Persequor Park
Pretoria



www.potatoes.co.za



Potatoes
Aartappels SA