



Weekly Market Information

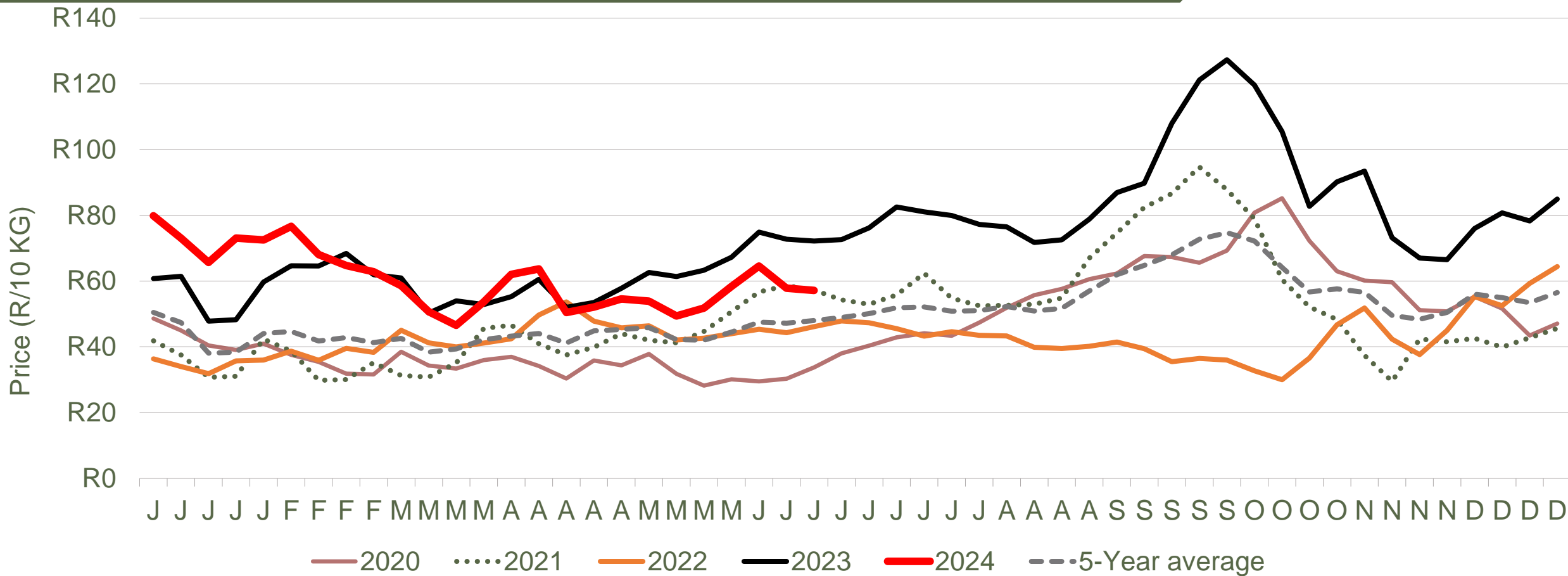
21 June 2024



Potatoes
Aartappels SA

www.potatoes.co.za



Average weekly price – all markets & all classes



Number of bags sold

14%

(Week on Week)



Average weekly price

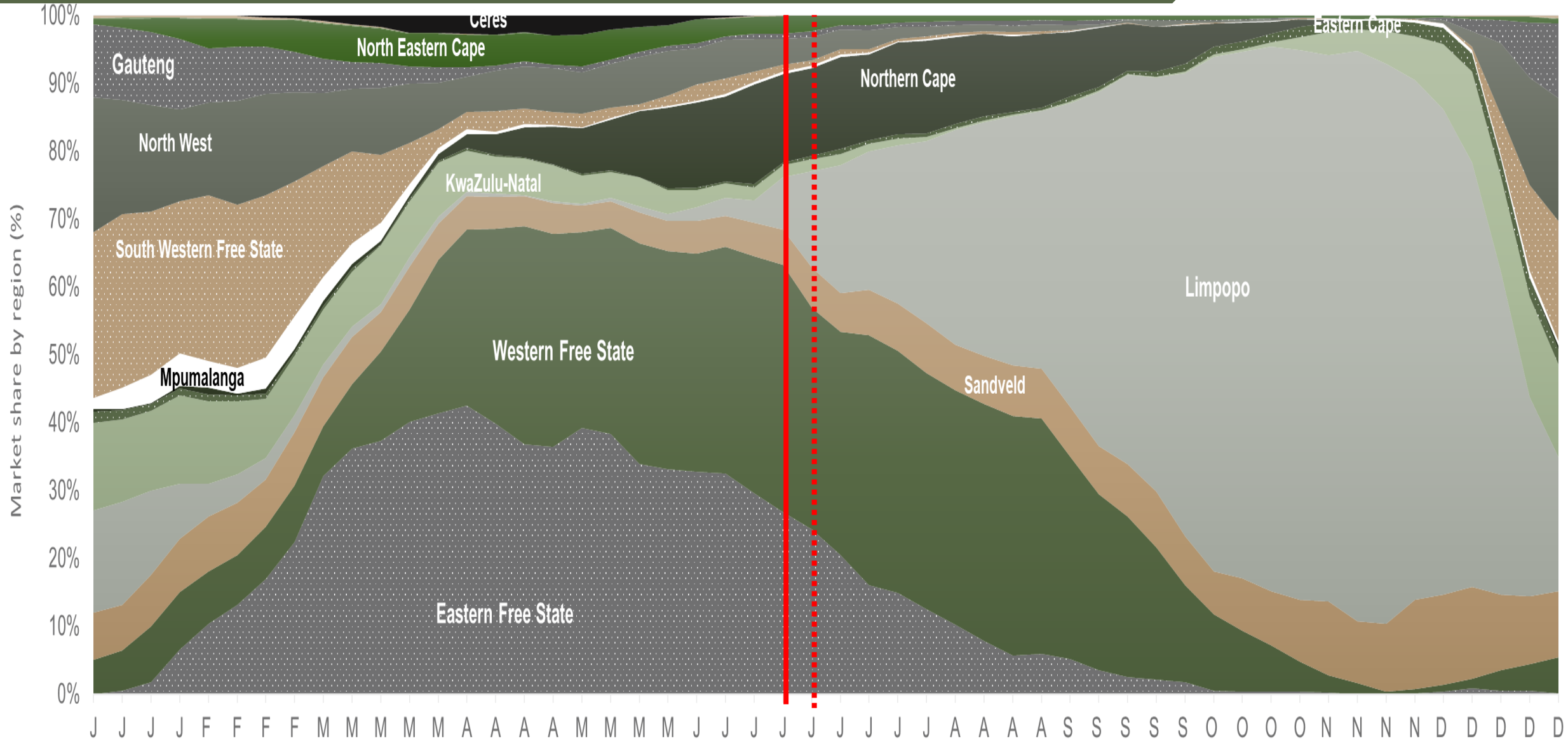
1%

(Week on week)



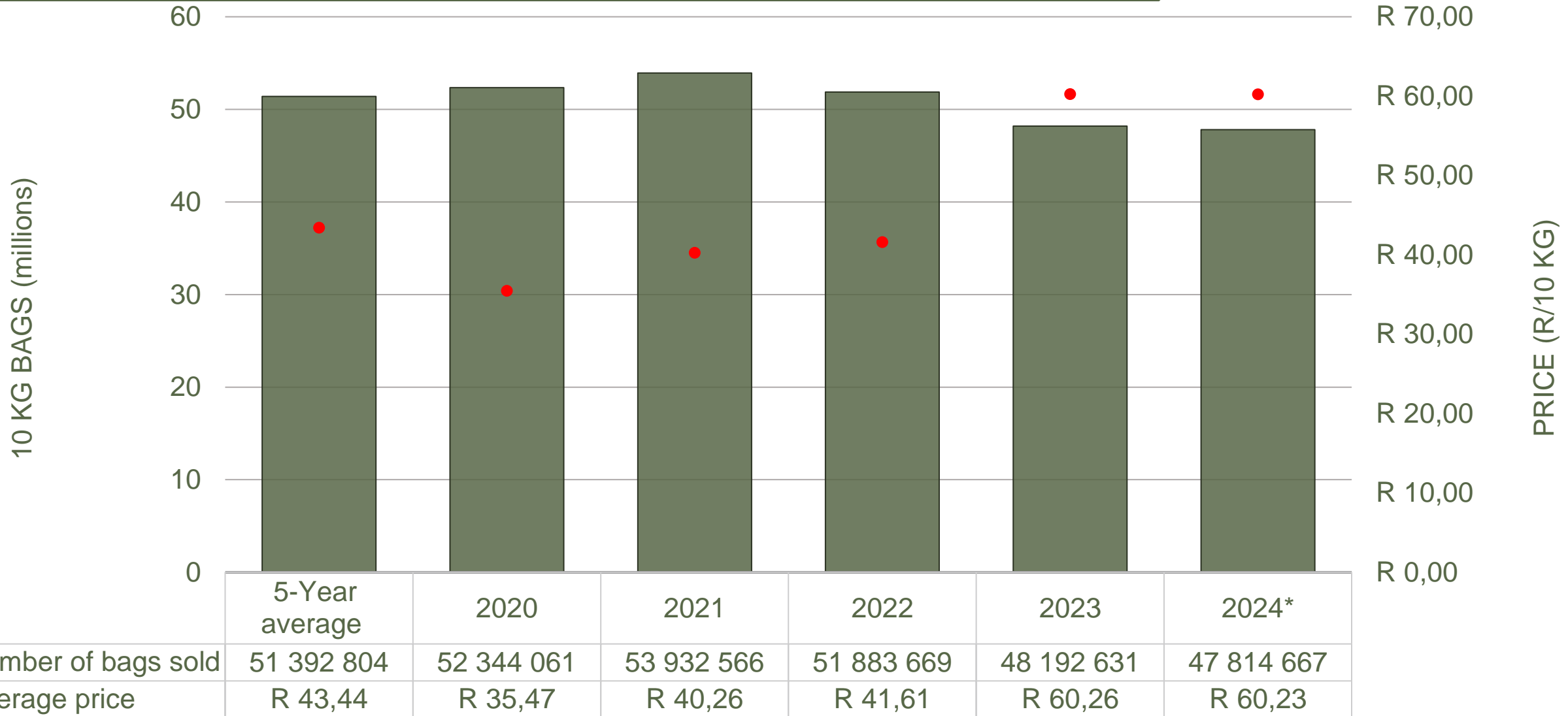
Data disclaimer: Potatoes SA does not take responsibility for the accuracy or interpretation of company data re-purposed by 3rd parties

Market share of regions on fresh produce markets



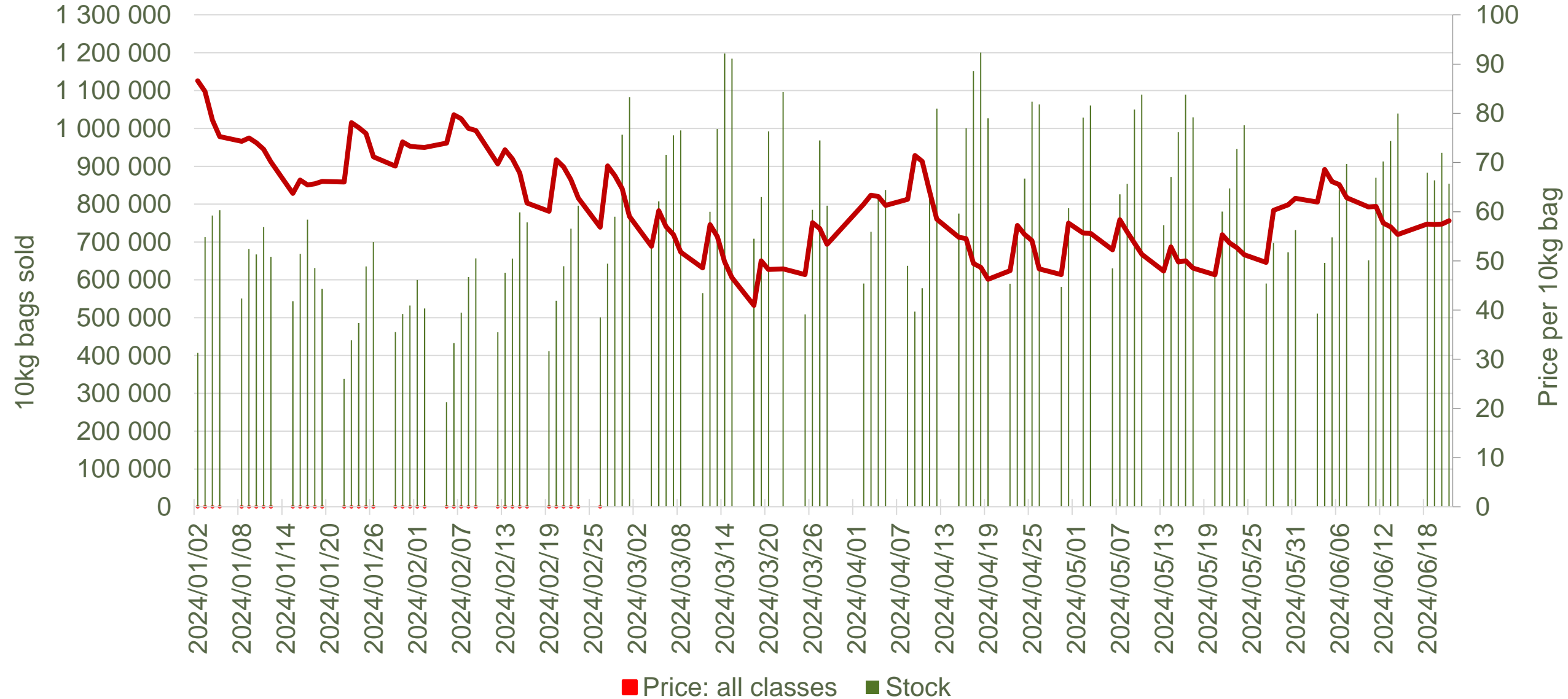
Data disclaimer: Potatoes SA does not take responsibility for the accuracy or interpretation of company data re-purposed by 3rd parties

Cumulative total number of 10 kg bags sold on markets:

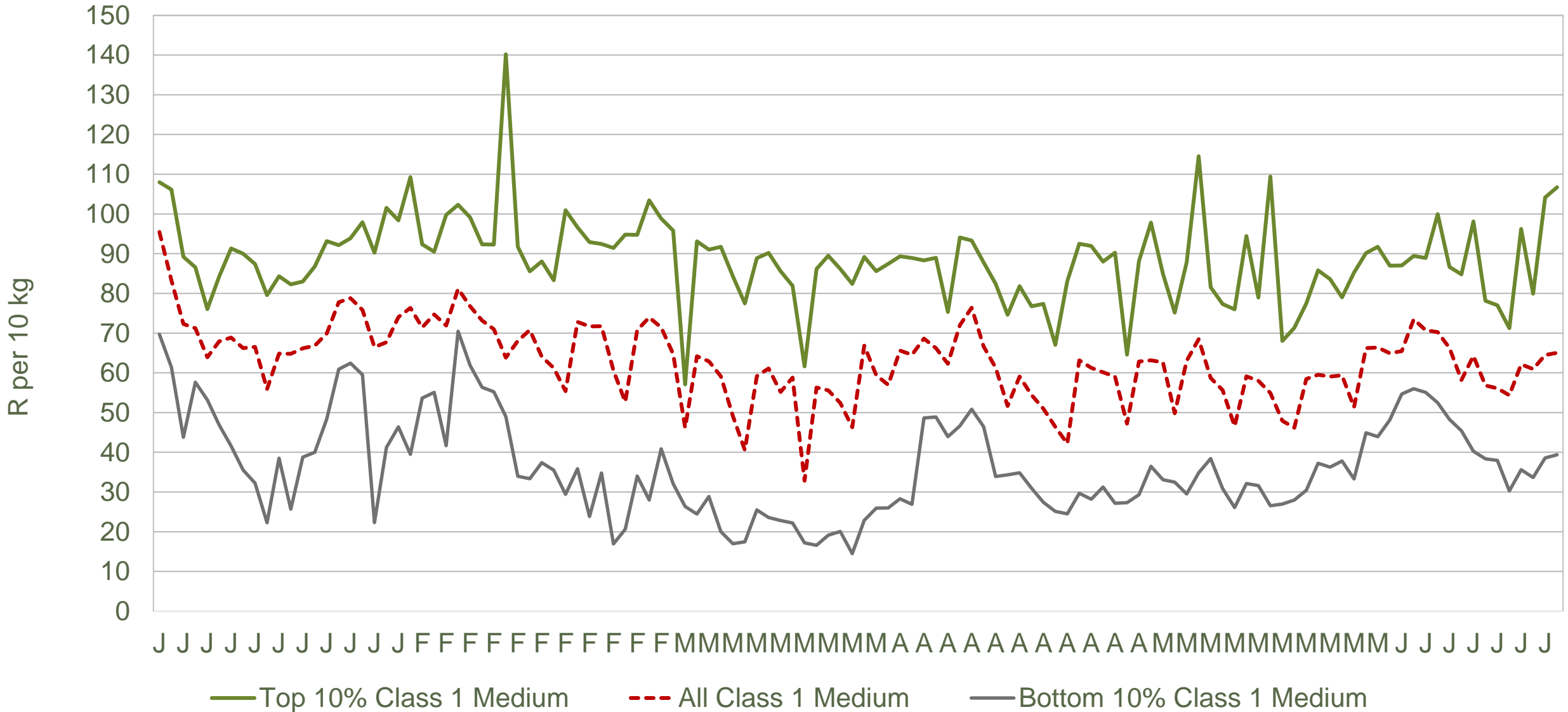


Sold 3 578 137 bags **less** than the **5-year average** (2019 to 2023) of the first 25 weeks of 2024

RSA daily Price versus Daily Available stocks (all classes & all sizes)

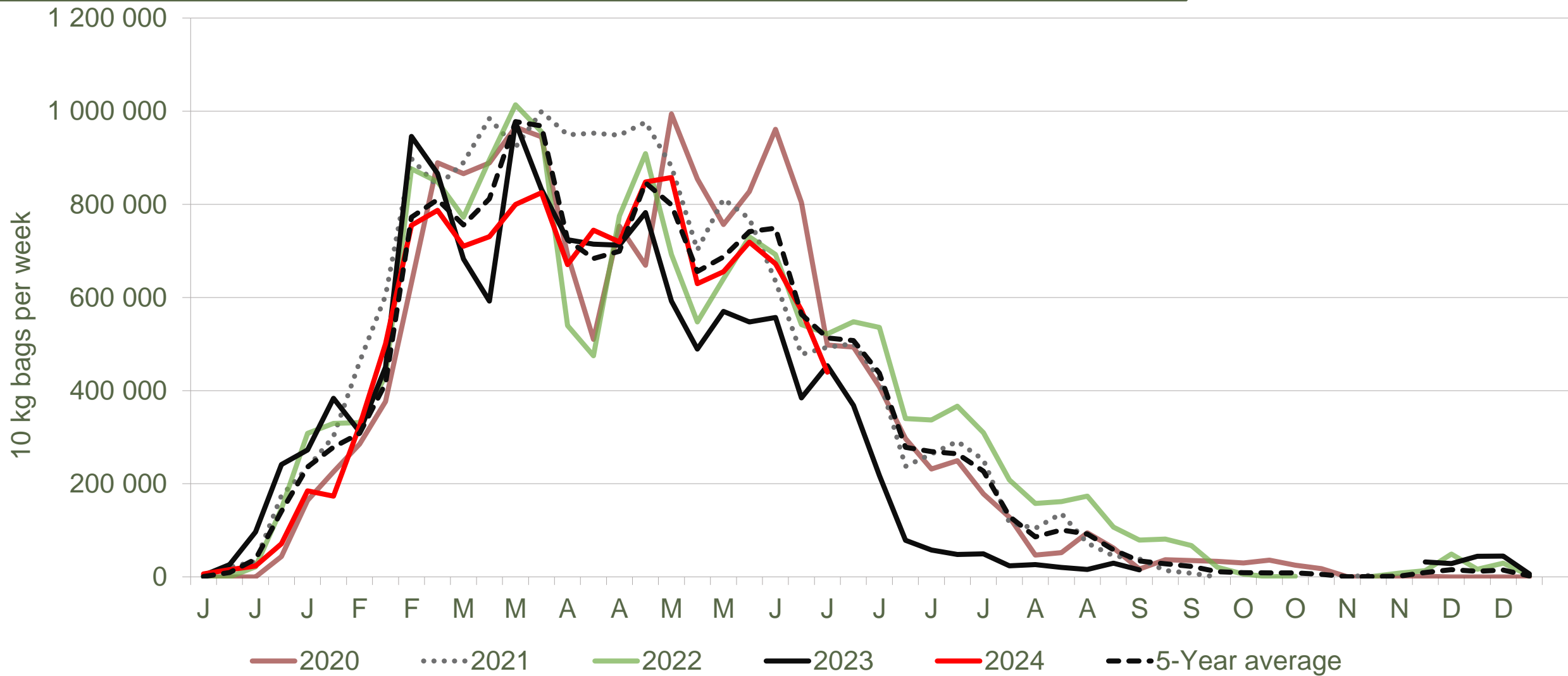


JHB market daily : Top 10% versus Bottom 10% prices – Class 1 Medium (Since January 2024)



Data disclaimer: Potatoes SA does not take responsibility for the accuracy or interpretation of company data re-purposed by 3rd parties

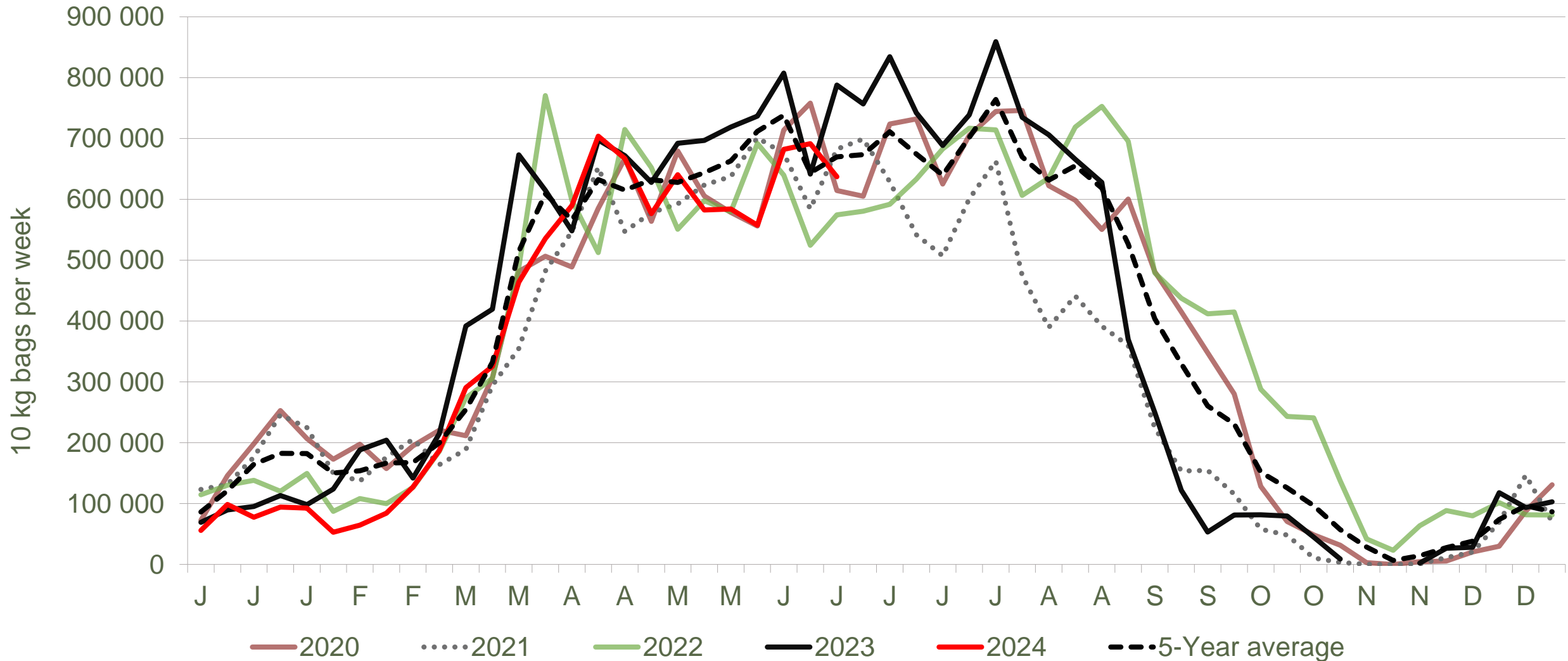
Eastern Free State: Amount of 10 kg bags per week sold on FPMs (all classes)



Sold 2% bags more than the first 25 weeks of 2023 and 749 573 bags less than the 5-year average (2019 to 2023) of the first 25 weeks of each year.

Data disclaimer: Potatoes SA does not take responsibility for the accuracy or interpretation of company data re-purposed by 3rd parties

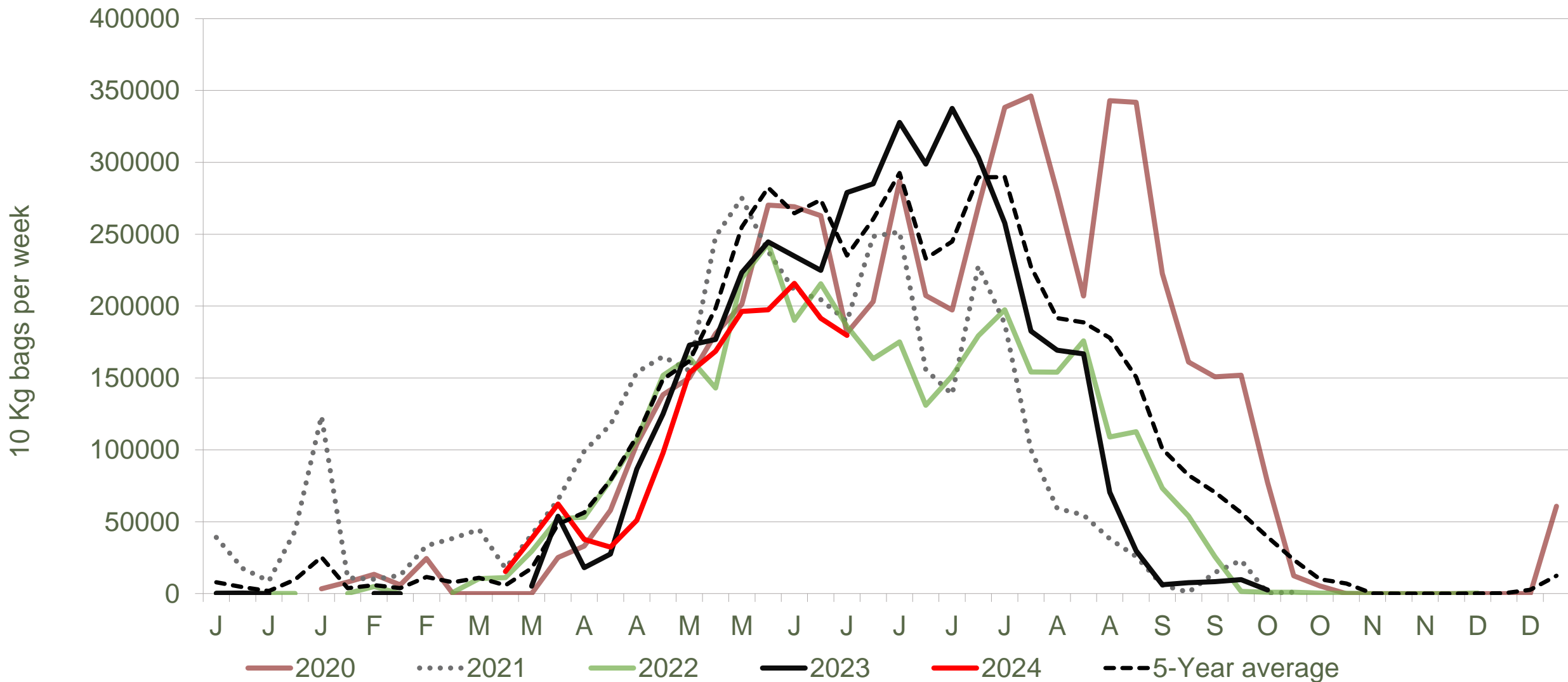
Western Free State : Amount of 10 kg bags per week sold on FPMs (all classes)



Sold 14% bags **less** than the first 25 weeks of 2023 and 966 820 bags **less** than the 5-year average (2019 to 2023) of the first 25 weeks of each year.

Data disclaimer: Potatoes SA does not take responsibility for the accuracy or interpretation of company data re-purposed by 3rd parties

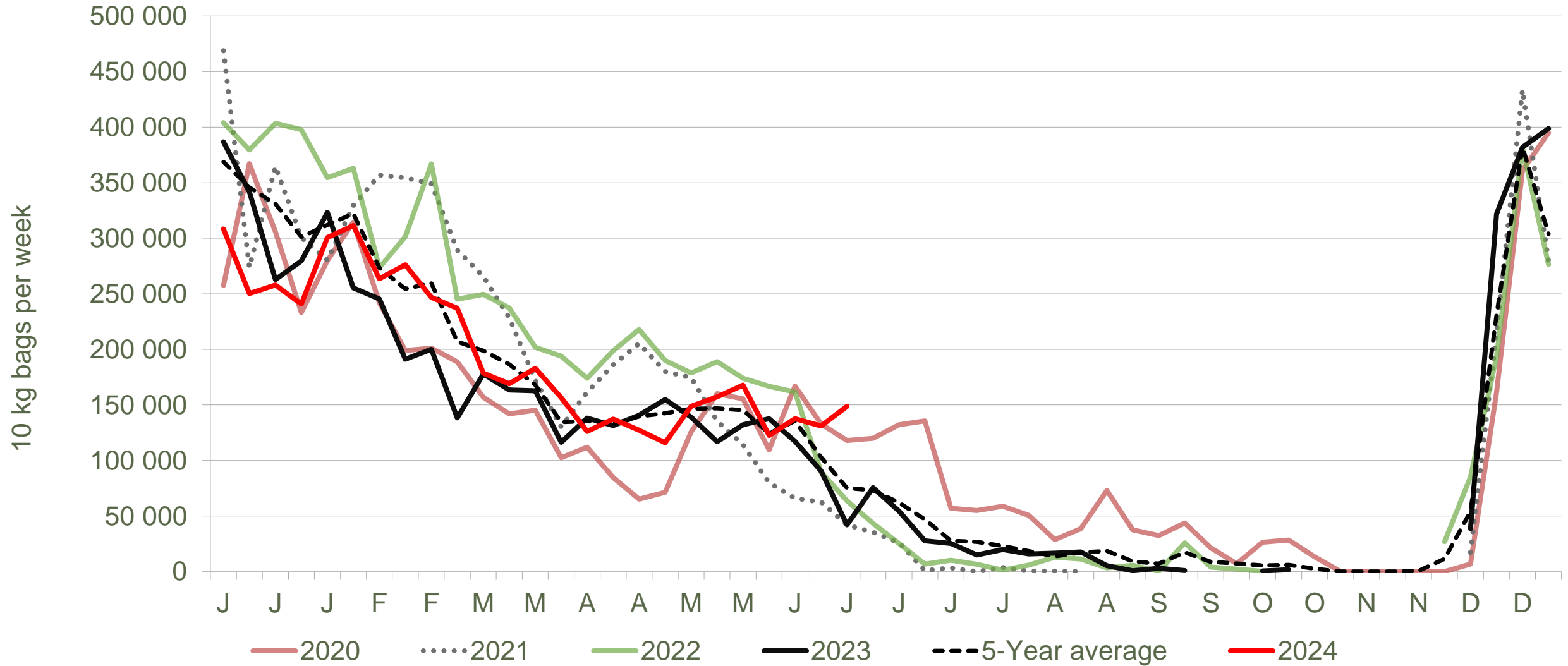
Northern Cape: Amount of 10 kg bags per week sold on FPMs (all classes)



Sold 13% bags **less** than the first 25 weeks of 2023 and 592 225 bags **less** than the 5-year average (2019 to 2023) of the first 25 weeks of each year.

Data disclaimer: Potatoes SA does not take responsibility for the accuracy or interpretation of company data re-purposed by 3rd parties

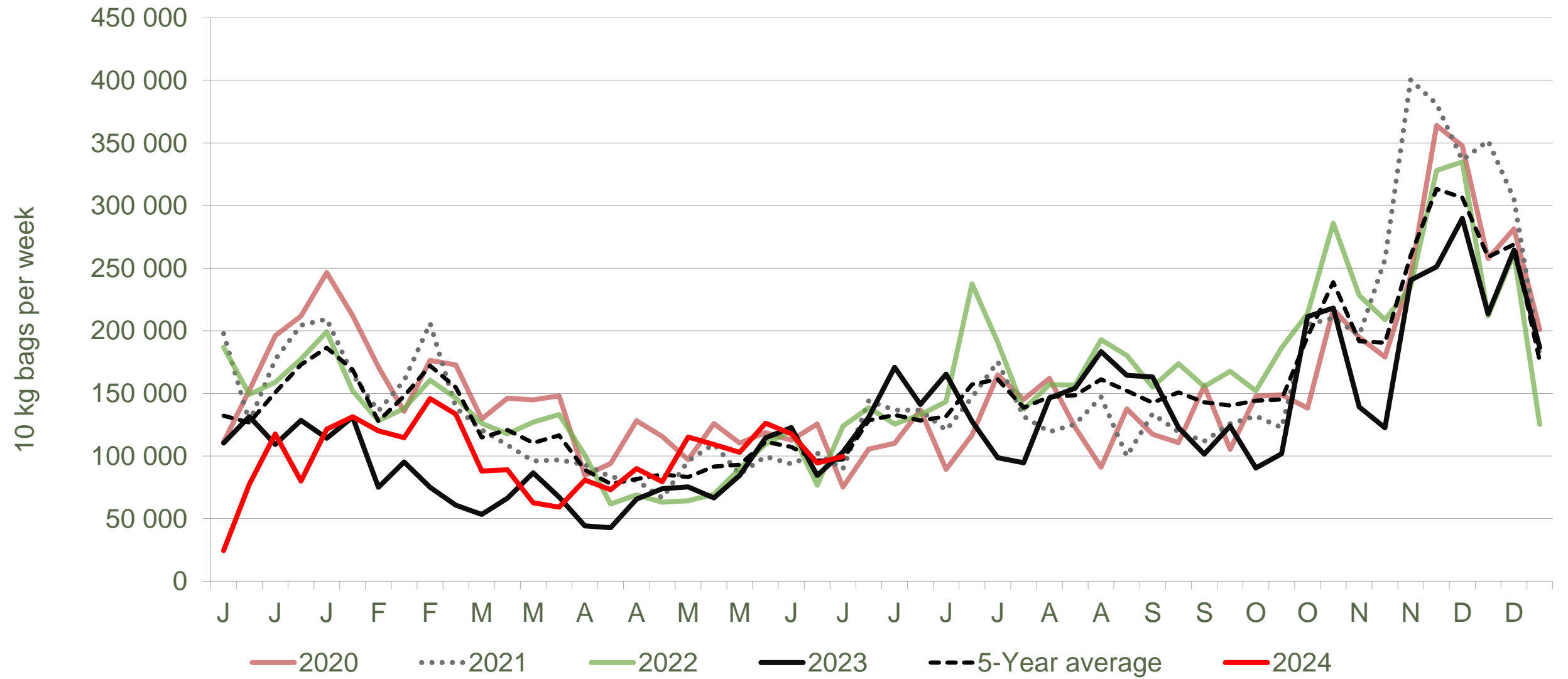
North-West: Amount of 10 kg bags per week sold on FPMs (all classes)



Sold 7% bags **more** than the first 25 weeks of 2023 and 189 513 bags **less** than the 5-year average (2019 to 2023) of the first 25 weeks of each year.

Data disclaimer: Potatoes SA does not take responsibility for the accuracy or interpretation of company data re-purposed by 3rd parties

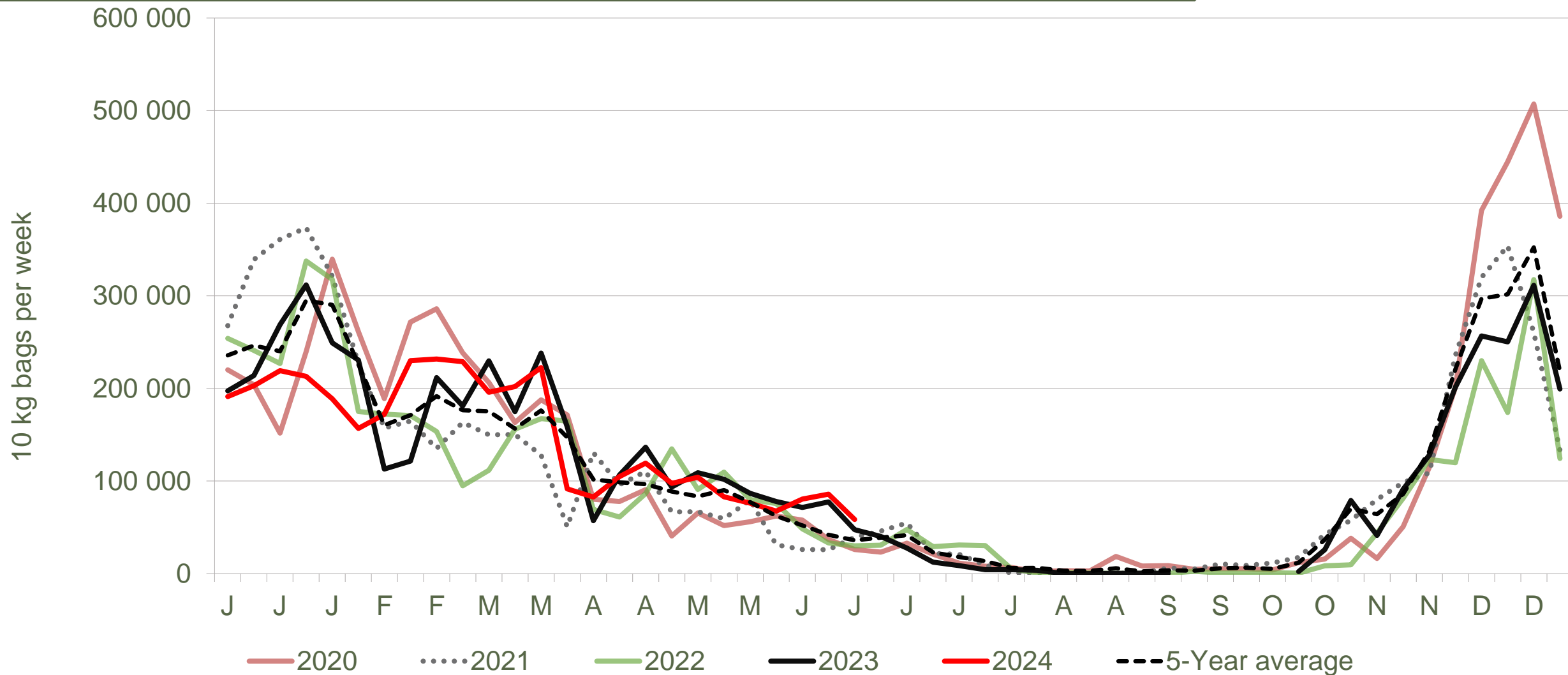
Sandveld: Amount of 10 kg bags per week sold on FPMs (all classes)



Sold 12% bags **more** than the first 25 weeks of 2023 and 563 212 bags **less** than the 5-year average (2019 to 2023) of the first 25 weeks of each year.

Data disclaimer: Potatoes SA does not take responsibility for the accuracy or interpretation of company data re-purposed by 3rd parties

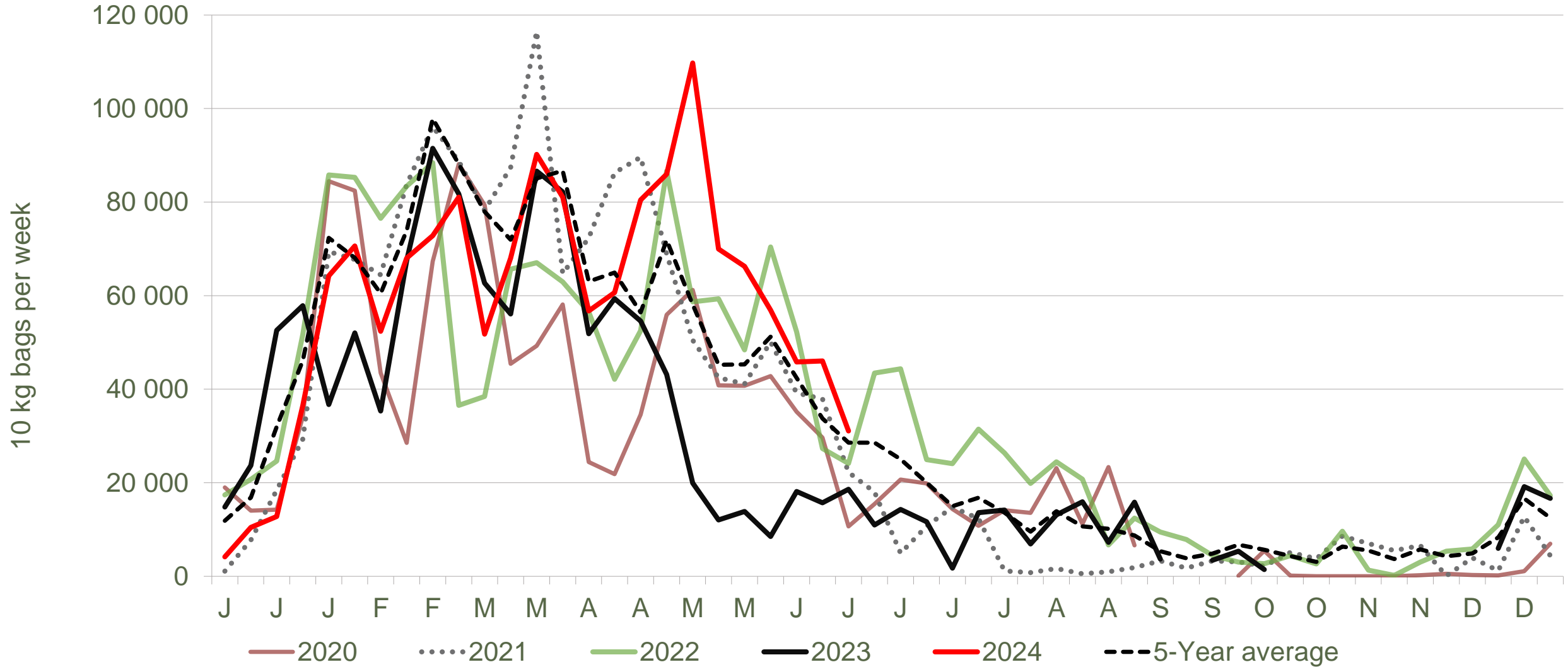
KwaZulu-Natal: Amount of 10 kg bags per week sold on FPMs (all classes)



Sold 4% bags **less** than the first 25 weeks of 2023 and 11 222 bags **less** than the 5-year average (2019 to 2023) of the first 25 weeks of each year.

Data disclaimer: Potatoes SA does not take responsibility for the accuracy or interpretation of company data re-purposed by 3rd parties

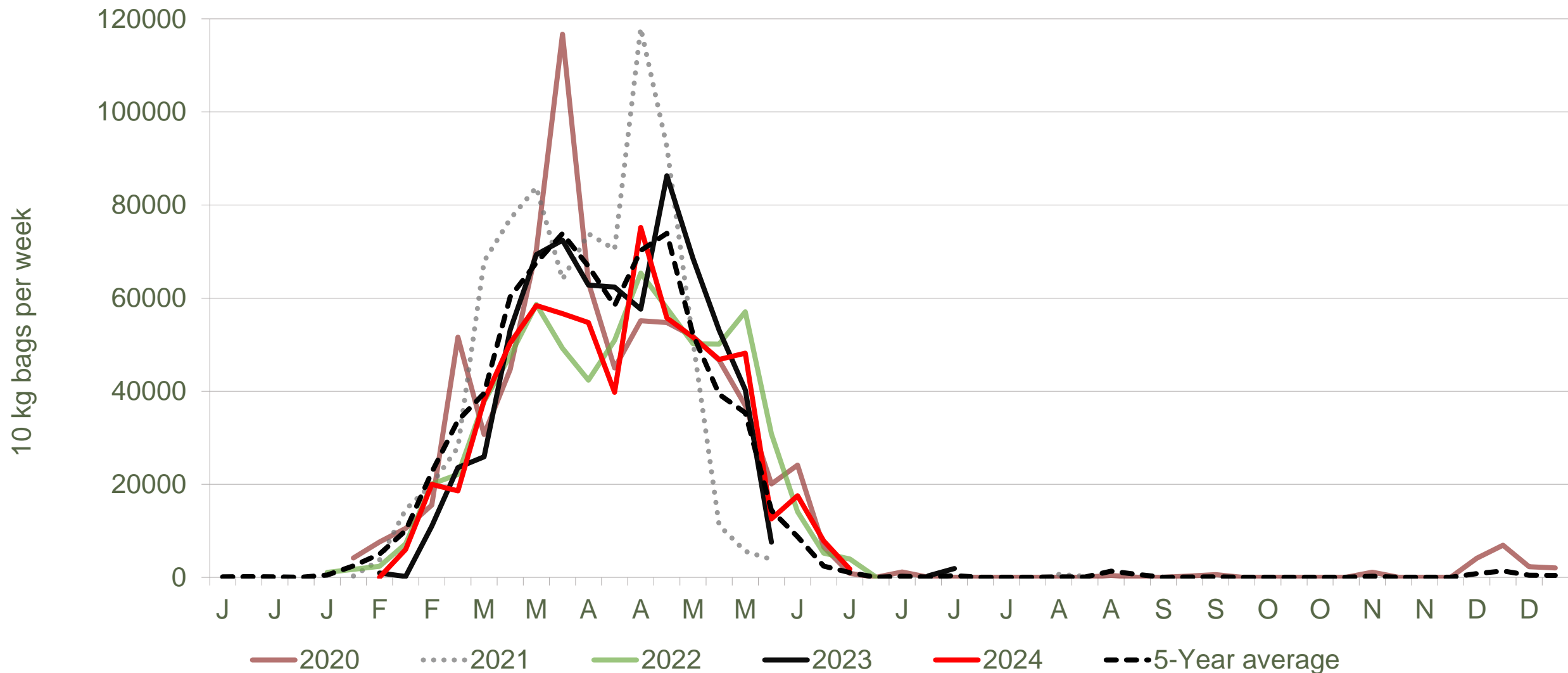
North Eastern Cape: Amount of 10 kg bags per week sold on FPMs (all classes)



Sold 32% bags **more** than the first 25 weeks of 2023 and 23 672 bags **more** than the 5-year average (2019 to 2023) of the first 25 weeks of each year.

Data disclaimer: Potatoes SA does not take responsibility for the accuracy or interpretation of company data re-purposed by 3rd parties

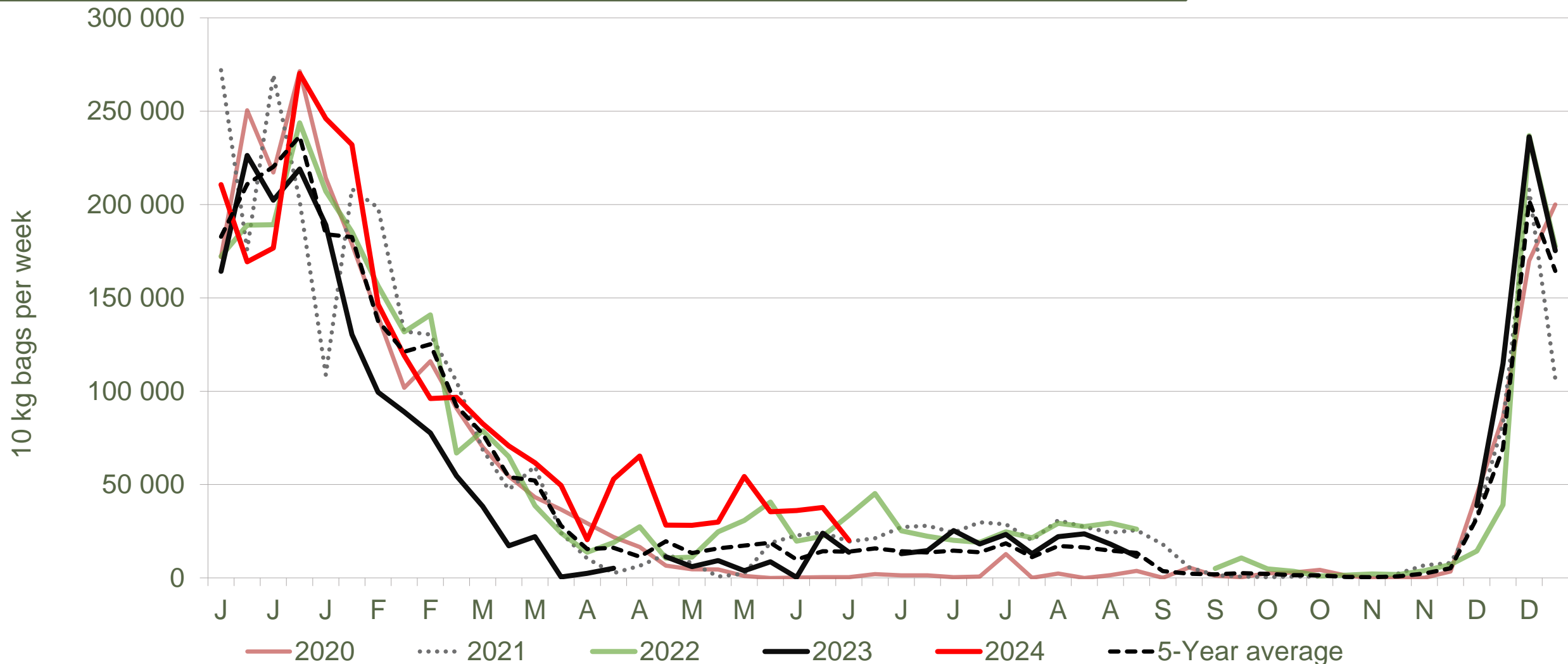
Ceres: Amount of 10 kg bags per week sold on FPMs (all classes)



Sold 5% bags less than the first 25 weeks of 2023 and 79 133 bags less than the 5-year average (2019 to 2023) of the first 25 weeks of each year.

Data disclaimer: Potatoes SA does not take responsibility for the accuracy or interpretation of company data re-purposed by 3rd parties

Gauteng: Amount of 10 kg bags per week sold on FPMs (all classes)



Sold 51% bags more than the first 25 weeks of 2023 and 366 471 bags more than the 5-year average (2019 to 2023) of the first 25 weeks of each year.

Data disclaimer: Potatoes SA does not take responsibility for the accuracy or interpretation of company data re-purposed by 3rd parties

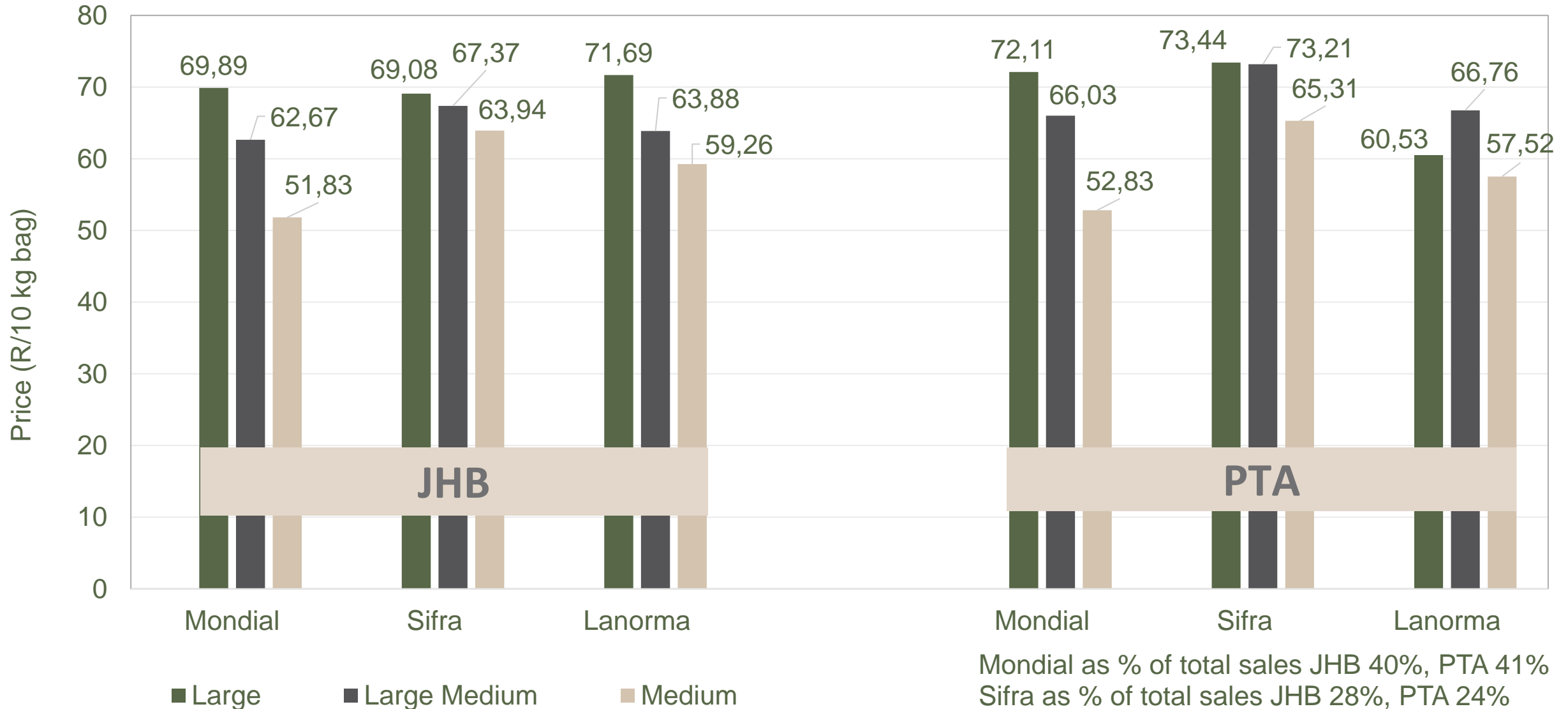
Average weekly prices and volumes for 10 kg bags of potatoes sold on selected markets from selected production regions



Klas & Grootte	Western Free State				Eastern Free State				Northern Cape				North West				Sandveld		Limpopo				All Regions	
	JOH		PRE		JOH		PRE		JOH		PRE		JOH		PRE		CAP		JOH		PRE		All Markets	
	Volume 10kg	Prices R/10kg	Volume 10kg	Prices R/10kg	Volume 10kg	Prices R/10kg	Volume 10kg	Prices R/10kg	Volume 10kg	Prices R/10kg	Volume 10kg	Prices R/10kg	Volume 10kg	Prices R/10kg	Volume 10kg	Prices R/10kg	Volume 10kg	Prices R/10kg	Volume 10kg	Prices R/10kg	Volume 10kg	Prices R/10kg	Volume 10kg	Prices R/10kg
1L	32 080	72,82	18 619	74,85	53 619	69,61	22 634	65,53	12 502	68,09	2 558	75,62	8 326	75,34	4 656	74,25	11 143	81,22	12 311	74,89	2 560	77,68	271 616	70,89
1L/M	59 494	65,77	30 973	66,39	45 882	60,92	15 042	61,13	19 114	61,16	5 053	67,13	16 688	75,56	11 220	74,13	27 763	71,50	16 623	68,07	5 021	67,19	383 974	65,64
1M	52 825	59,90	23 504	58,44	23 973	54,56	10 218	50,83	8 462	61,55	2 322	59,23	16 280	70,03	5 567	68,48	24 324	73,28	11 004	61,21	2 980	61,37	316 758	61,66
1S	9 871	34,27	1 520	34,24	8 256	35,75	1 605	31,59	555	36,20	342	30,27	3 720	46,67	1 882	45,00	12 063	56,75	307	37,89	841	35,80	63 589	41,54
1S/M	27 537	44,71	10 395	46,24	9 420	43,59	2 439	38,70	335	56,49	315	50,82	8 510	58,08	7 372	46,80	3 772	63,64	2 812	51,31	590	51,04	128 734	47,76
1XL	327	76,68	-	-	-	-	-	-	1 013	78,83	-	-	-	-	-	-	-	-	-	-	-	-	2 775	69,00
1XS	4 653	26,28	-	-	1 523	23,95	-	-	238	16,34	-	-	3 405	56,96	-	-	-	-	1 276	67,72	-	-	11 272	39,52
1XXS	-	-	-	-	-	-	-	-	-	-	-	-	-	-	-	-	-	-	-	-	-	-	-	-
2L	11 761	55,64	11 770	59,67	24 944	58,70	14 399	60,46	5 659	53,91	2 827	62,01	339	66,49	976	67,54	2 137	67,78	1 234	57,77	160	73,44	119 985	59,12
2L/M	14 689	52,37	14 337	57,13	3 975	53,12	7 135	56,57	3 681	47,40	4 200	57,82	3 231	61,07	1 795	57,70	4 401	66,73	678	51,79	8	60,00	103 069	54,82
2M	10 588	46,26	8 198	51,78	9 095	43,47	5 932	45,75	672	54,33	2 655	46,34	172	62,50	1 593	56,02	6 889	60,04	769	35,72	143	70,42	81 948	47,82
2S	955	34,79	983	31,77	354	27,77	1 725	30,14	110	38,15	110	30,00	-	-	284	34,94	1 232	54,01	330	20,00	-	-	14 528	35,47
2S/M	4 238	33,92	2 777	37,58	1 346	26,64	1 382	35,14	1 041	44,35	410	39,70	-	-	745	51,06	110	45,00	125	30,60	109	49,23	26 432	36,55
2XL	813	56,77	-	-	-	-	-	-	-	-	-	-	-	-	-	-	-	-	-	-	-	-	1 154	54,03
2XS	220	20,00	-	-	-	-	-	-	-	-	-	-	-	-	-	-	-	-	-	-	-	-	1 603	14,48
2XXS	-	-	-	-	-	-	-	-	-	-	-	-	-	-	-	-	-	-	-	-	-	-	-	-
3L	5 065	48,39	6 099	50,44	9 878	43,01	9 923	46,85	9 232	37,14	2 910	44,64	110	58,18	-	-	-	-	110	50,00	1	55,00	65 170	43,98
3L/M	5 036	39,45	6 950	46,55	11 673	40,37	3 210	42,36	3 125	45,42	440	40,00	1 002	40,71	550	47,01	-	-	-	-	11	50,00	51 053	43,37
3M	12 571	28,54	6 812	35,15	7 199	34,58	4 551	39,51	6 853	28,07	3 519	33,42	2 071	34,73	330	35,00	160	44,74	-	-	-	-	71 516	33,02
3S/M	-	-	800	27,26	990	25,18	848	25,49	1 380	34,66	330	35,17	208	30,00	353	21,59	-	-	-	-	-	-	8 423	28,33
3XS	-	-	-	-	-	-	-	-	-	-	-	-	-	-	-	-	-	-	-	-	-	-	1 006	12,71
3XXS	-	-	-	-	-	-	-	-	-	-	-	-	-	-	-	-	-	-	-	-	-	-	-	-
4L	-	-	-	-	-	-	5 936	38,76	-	-	-	-	-	-	-	-	-	-	-	-	-	-	6 994	38,42
4L/M	-	-	-	-	-	-	1 660	45,49	-	-	-	-	-	-	-	-	-	-	-	-	-	-	3 473	42,57
4M	-	-	1 193	18,76	-	-	900	38,29	-	-	-	-	-	-	-	-	-	-	-	-	-	-	4 227	26,49
4S	-	-	-	-	-	-	-	-	-	-	-	-	-	-	-	-	20	39,00	-	-	-	-	130	22,92
4S/M	-	-	-	-	-	-	457	21,19	-	-	-	-	-	-	-	-	-	-	-	-	-	-	548	22,03
Total	252 723	55,69	146 088	57,32	212 127	55,93	110 452	53,19	74 243	53,50	27 995	54,80	64 502	66,03	38 811	62,79	99 548	67,94	47 579	65,56	12 613	64,33	1 758 842	57,17

Data disclaimer: Potatoes SA does not take responsibility for the accuracy or interpretation of company data re-purposed by 3rd parties

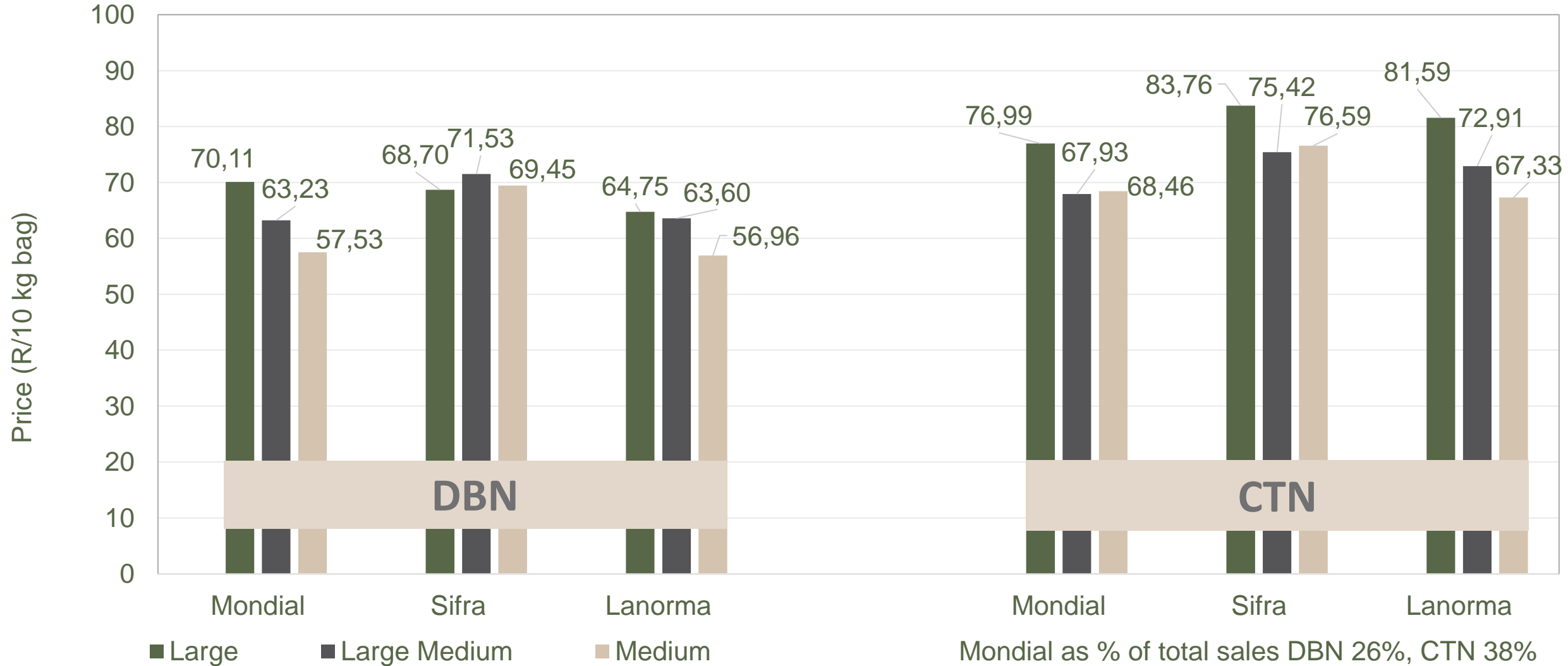
PTA & JHB markets: Average Prices - Different Sizes (only 10 kg bags)



Mondial as % of total sales JHB 40%, PTA 41%
 Sifra as % of total sales JHB 28%, PTA 24%
 Lanorma as % of total sales JHB 10%, PTA 5,19%

Data disclaimer: Potatoes SA does not take responsibility for the accuracy or interpretation of company data re-purposed by 3rd parties

DBN & CTN markets: Average Prices - Different Sizes (only 10 kg bags)



Mondial as % of total sales DBN 26%, CTN 38%
 Sifra as % of total sales DBN 47%, CTN 36%
 Lanorma as % of total sales DBN 9,04%, CTN 9%

Data disclaimer: Potatoes SA does not take responsibility for the accuracy or interpretation of company data re-purposed by 3rd parties

Hectares planted to date for season 2023 versus 2024

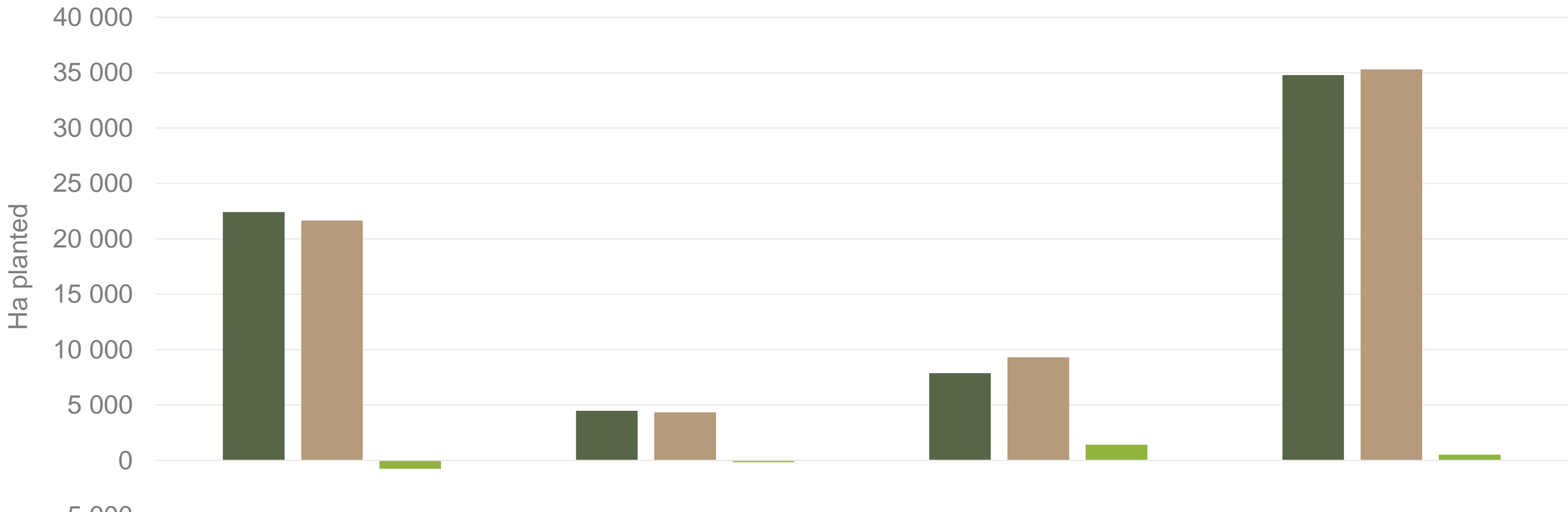



	Table	Process	Seed	Total
■ 2023	22 420	4 481	7 880	34 781
■ 2024	21 660	4 328	9 302	35 290
■ Changes	-760	-154	1 423	509


Regions finished: Limpopo early, Gauteng late, North west main, Eastern Free State main, Western Free State early and late, Southwestern Free State main, Ceres main, Eastern Cape winter and summer, North Eastern Cape main, Northern cape early and main


Data disclaimer: Potatoes SA does not take responsibility for the accuracy or interpretation of company data re-purposed by 3rd parties


Thank you for your time

Feel free to contact us

 Dikgetho@potatoes.co.za
Billy@potatoes.co.za

 +27 (0)12 349 1906

 6 De Havilland Crescent
Persequor Techno Park
Persequor Park
Pretoria

 www.potatoes.co.za



Potatoes
Aartappels SA