



Weekly Market Information

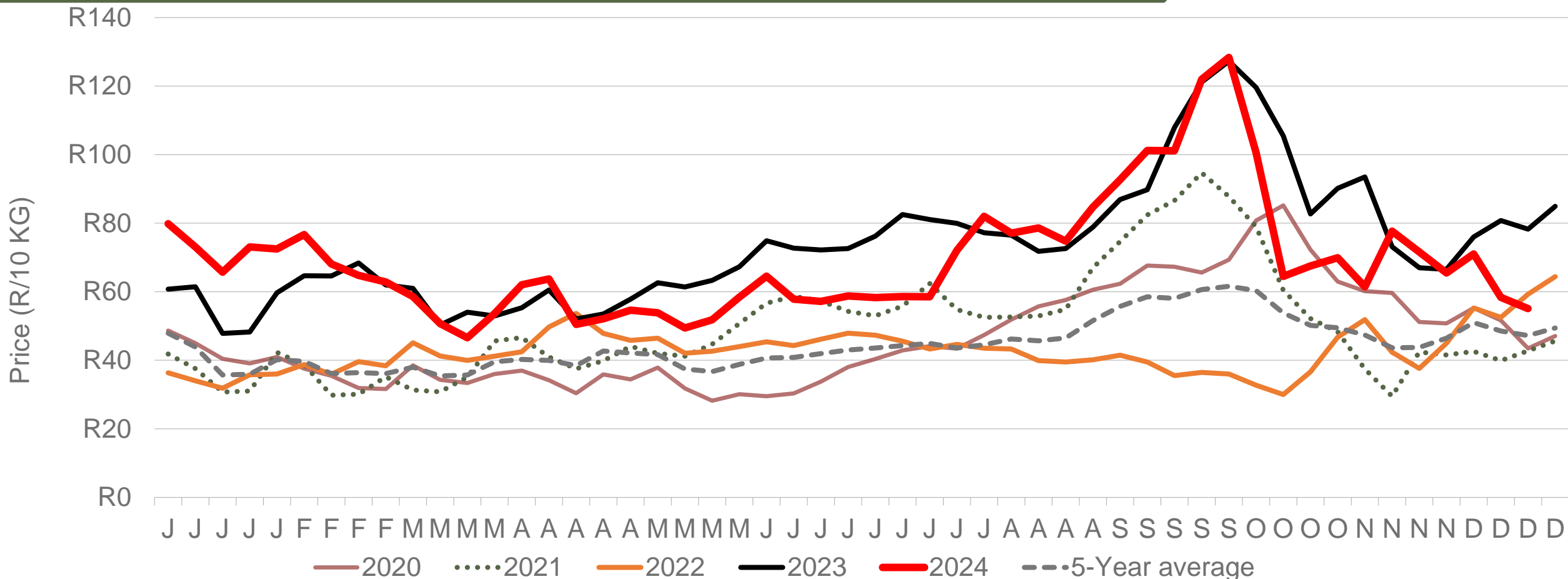
20 December 2024



**Potatoes
Aartappels SA**

www.potatoes.co.za


Average weekly price – all markets & all classes



Number of bags sold

9%

(Week on Week)



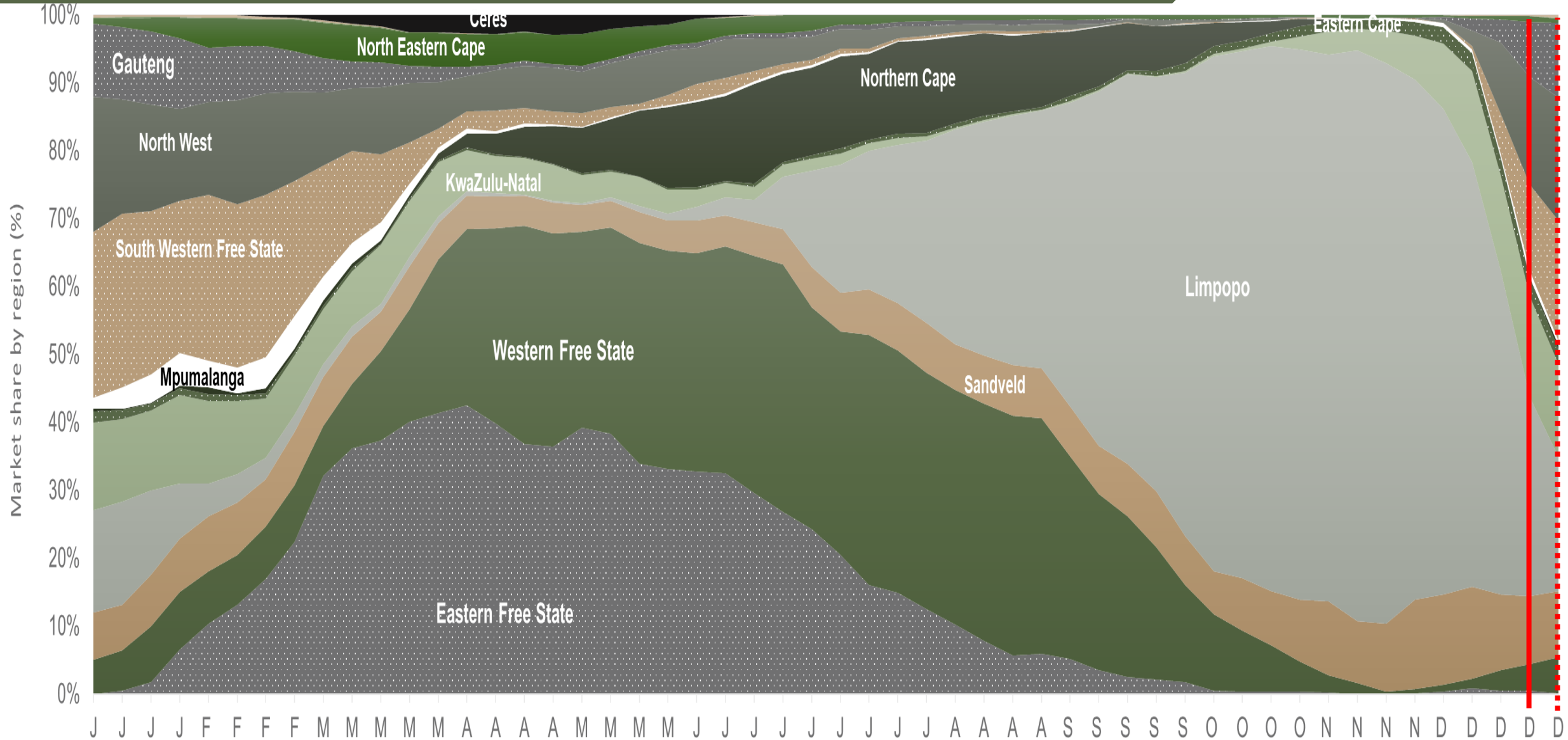
Average weekly price

6%

(Week on week)

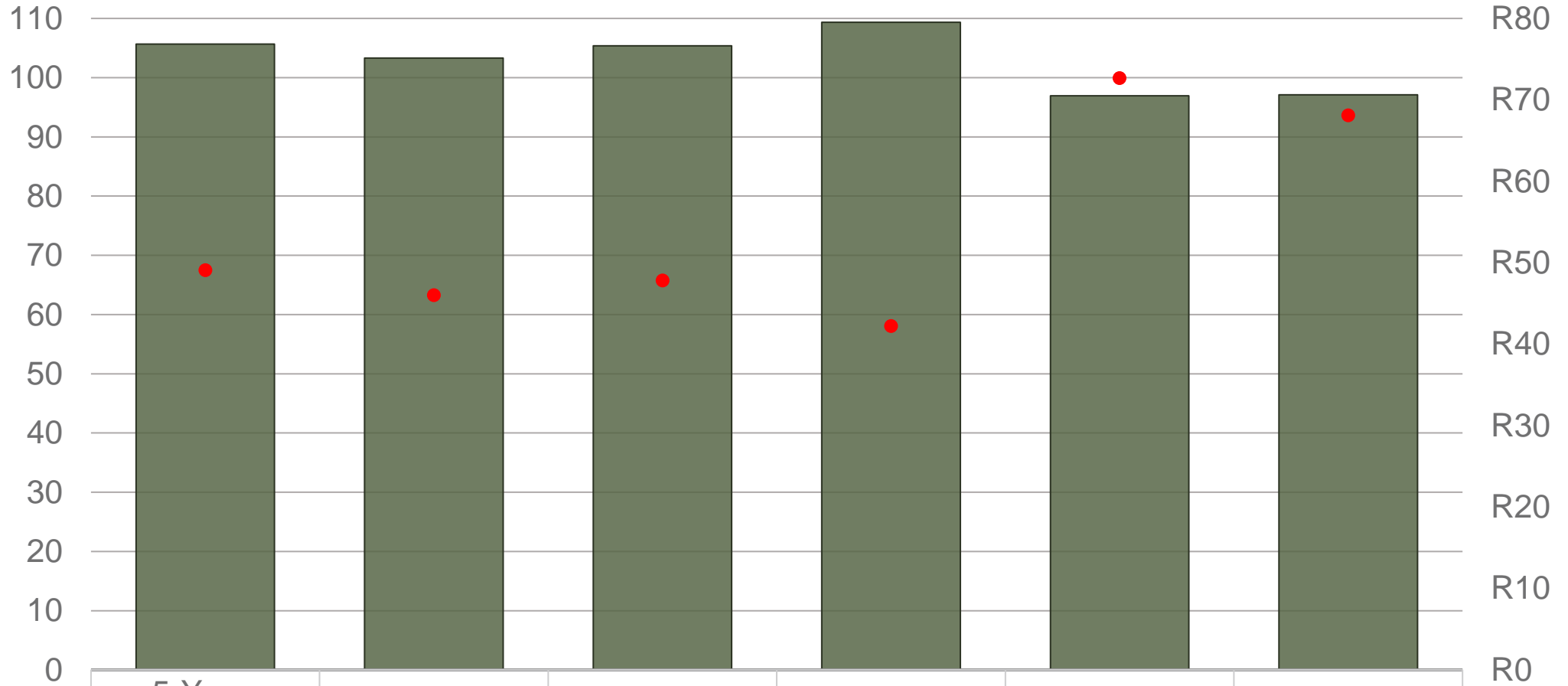


Market share of regions on fresh produce markets



Data disclaimer: Potatoes SA does not take responsibility for the accuracy or interpretation of company data re-purposed by 3rd parties

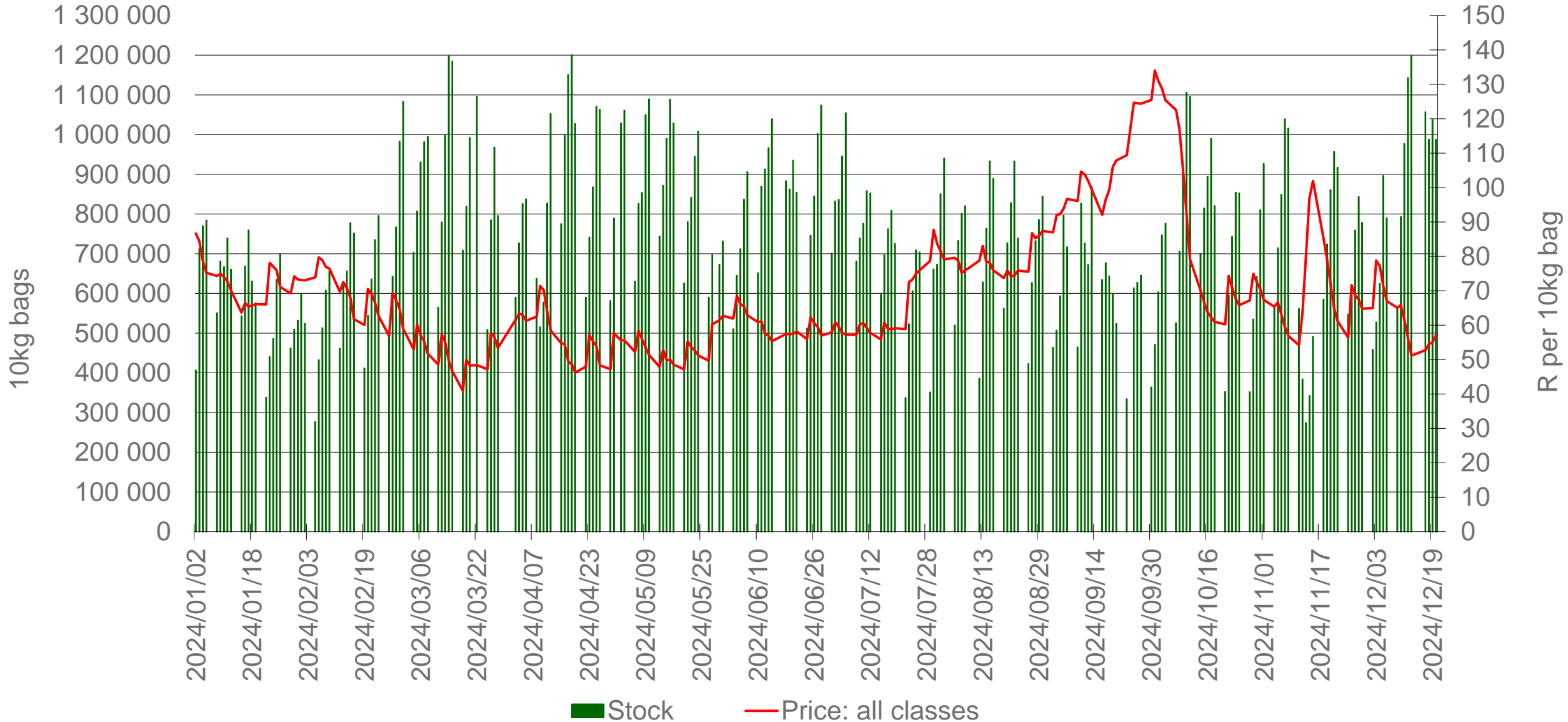
Cumulative total number of 10 kg bags sold on markets:



■ Number of bags sold	105 652 762	103 302 216	105 371 735	109 352 077	96 921 311	97 116 968
● Average price	R 49,07	R 46,01	R 47,83	R 42,21	R 72,67	R 68,09

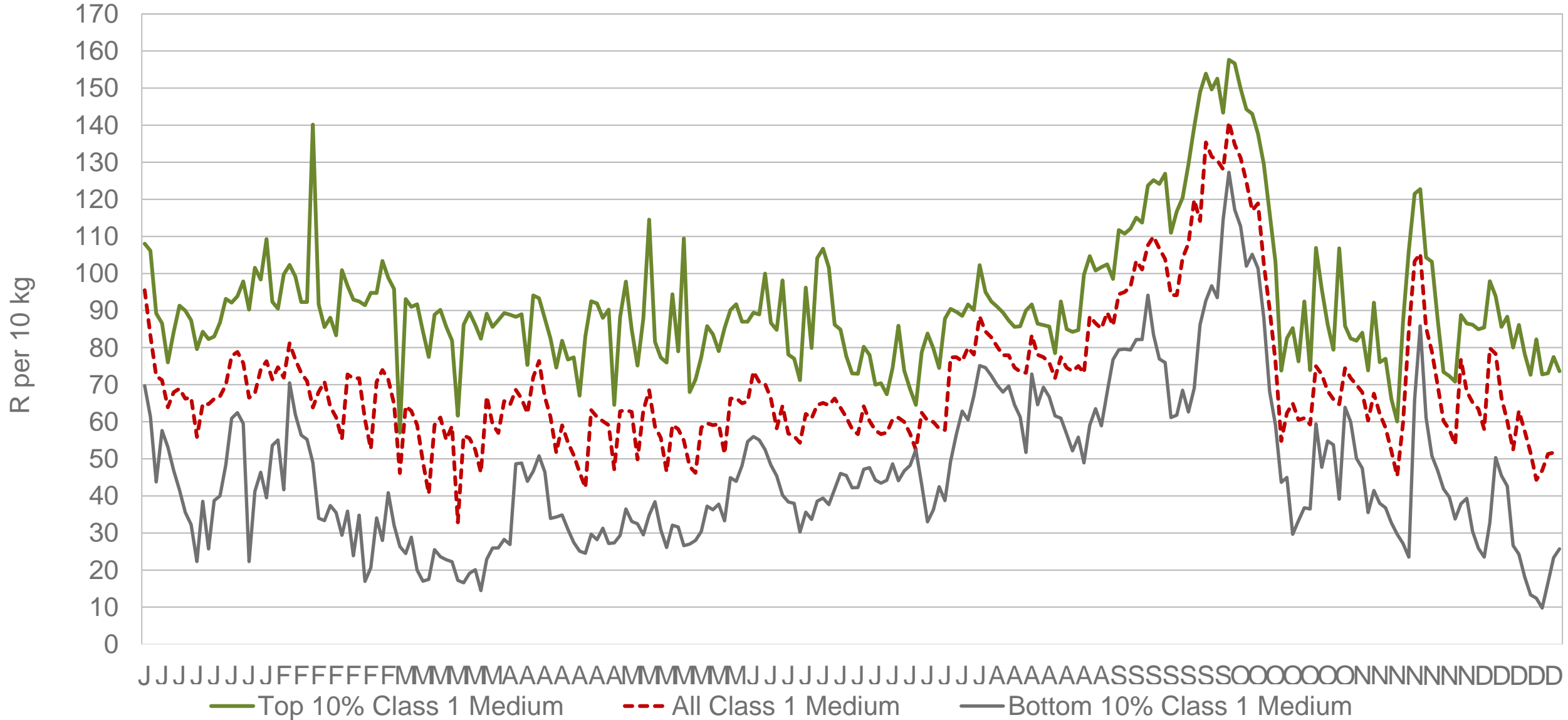
Sold 8 535 794 bags **less** than the **5-year average** (2019 to 2023) of the first 51 weeks of 2024

RSA daily Price versus Daily Available stocks (all classes & all sizes)



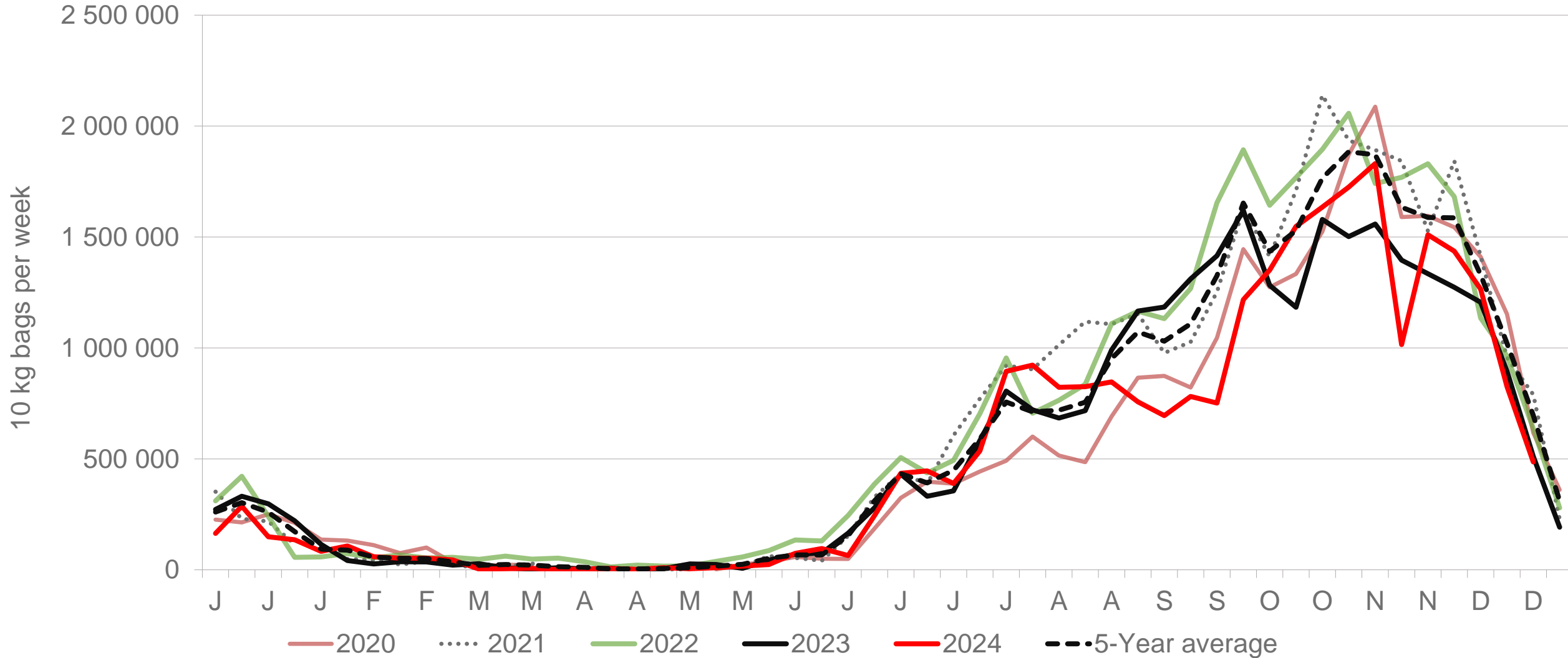
Data disclaimer: Potatoes SA does not take responsibility for the accuracy or interpretation of company data re-purposed by 3rd parties

JHB market daily : Top 10% versus Bottom 10% prices – Class 1 Medium (Since January 2024)



Data disclaimer: Potatoes SA does not take responsibility for the accuracy or interpretation of company data re-purposed by 3rd parties

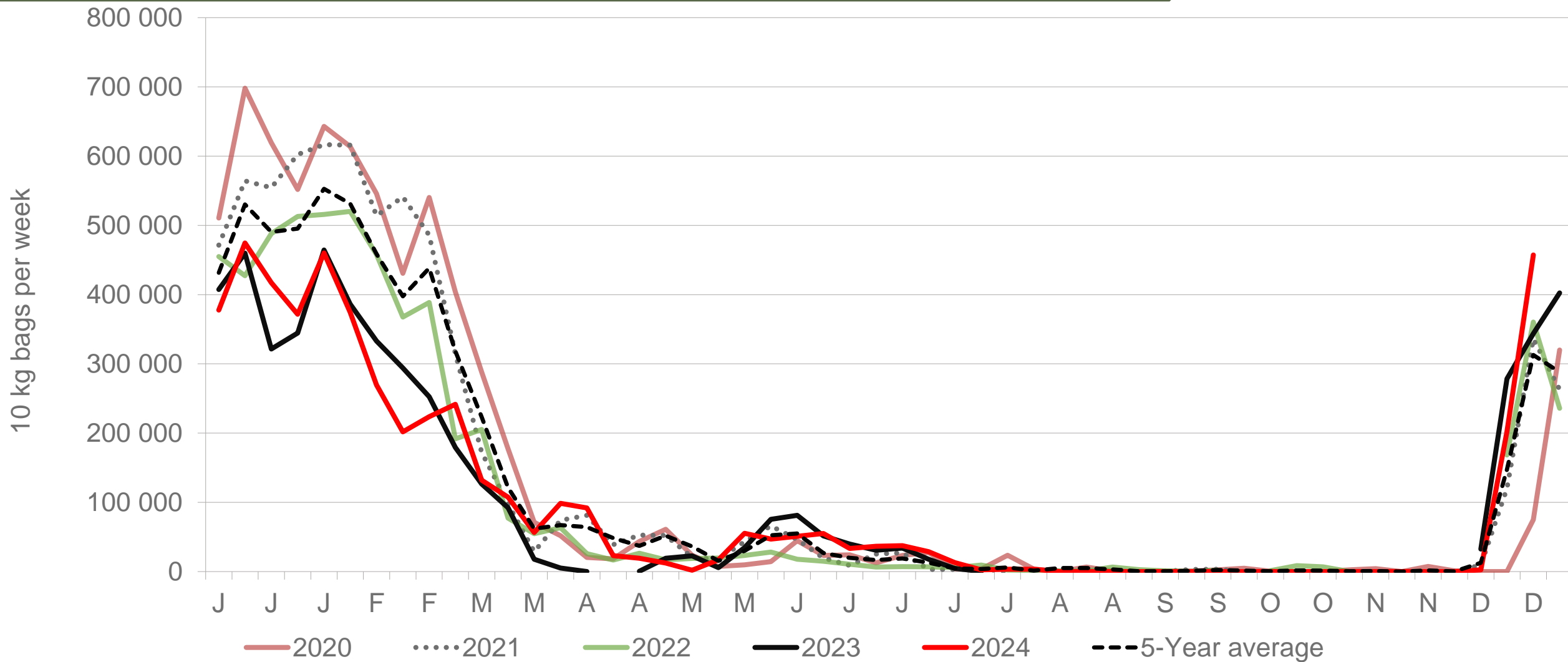
Limpopo: Amount of 10 kg bags per week sold on FPMs (all classes)



Sold 5% bags **less** than the first 51 weeks of 2023 and 3 815 150 bags **less** than the 5-year average (2019 to 2023) of the first 51 weeks of each year.

Data disclaimer: Potatoes SA does not take responsibility for the accuracy or interpretation of company data re-purposed by 3rd parties

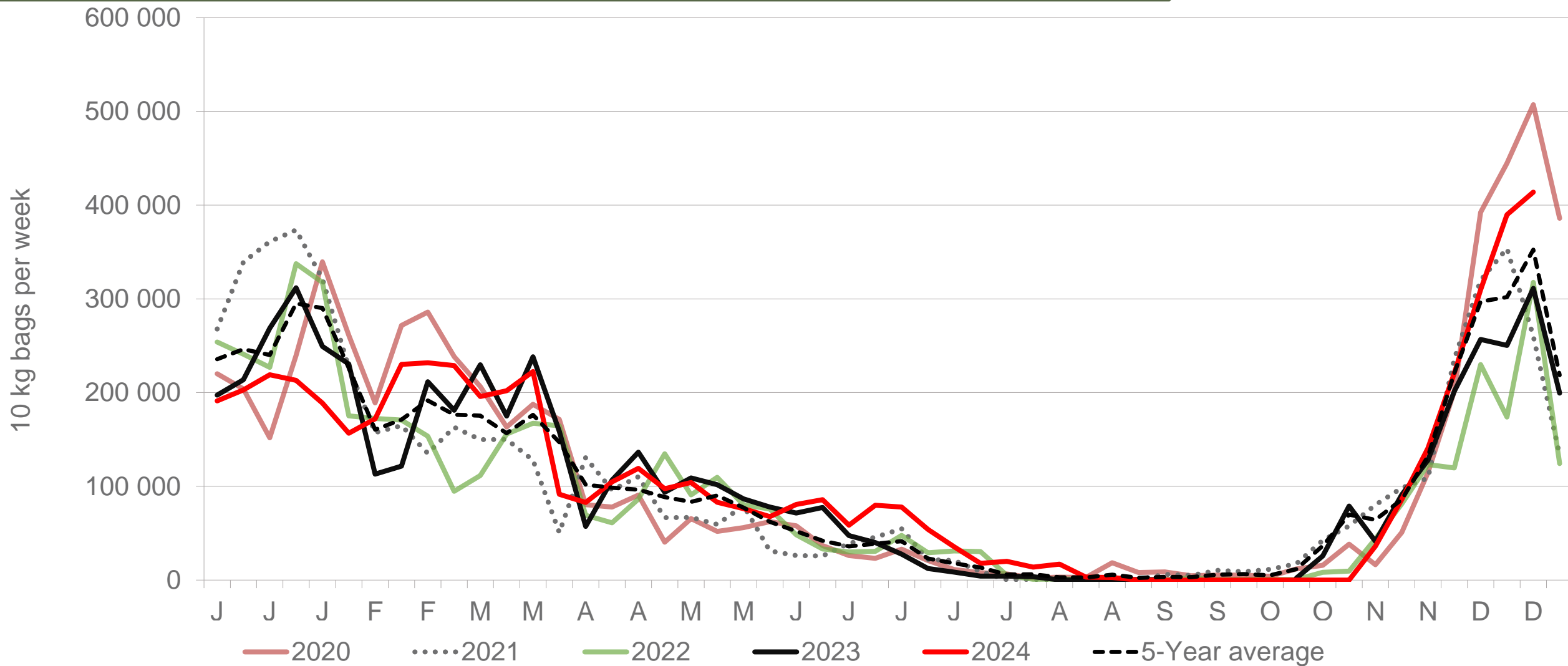
Southwestern Free State: Amount of 10 kg bags per week sold on FPMs (all classes)



Sold 4,99% bags **more** than the first 51 weeks of 2023 and 1 117 384 bags **less** than the 5-year average (2019 to 2023) of the first 51 weeks of each year.

Data disclaimer: Potatoes SA does not take responsibility for the accuracy or interpretation of company data re-purposed by 3rd parties

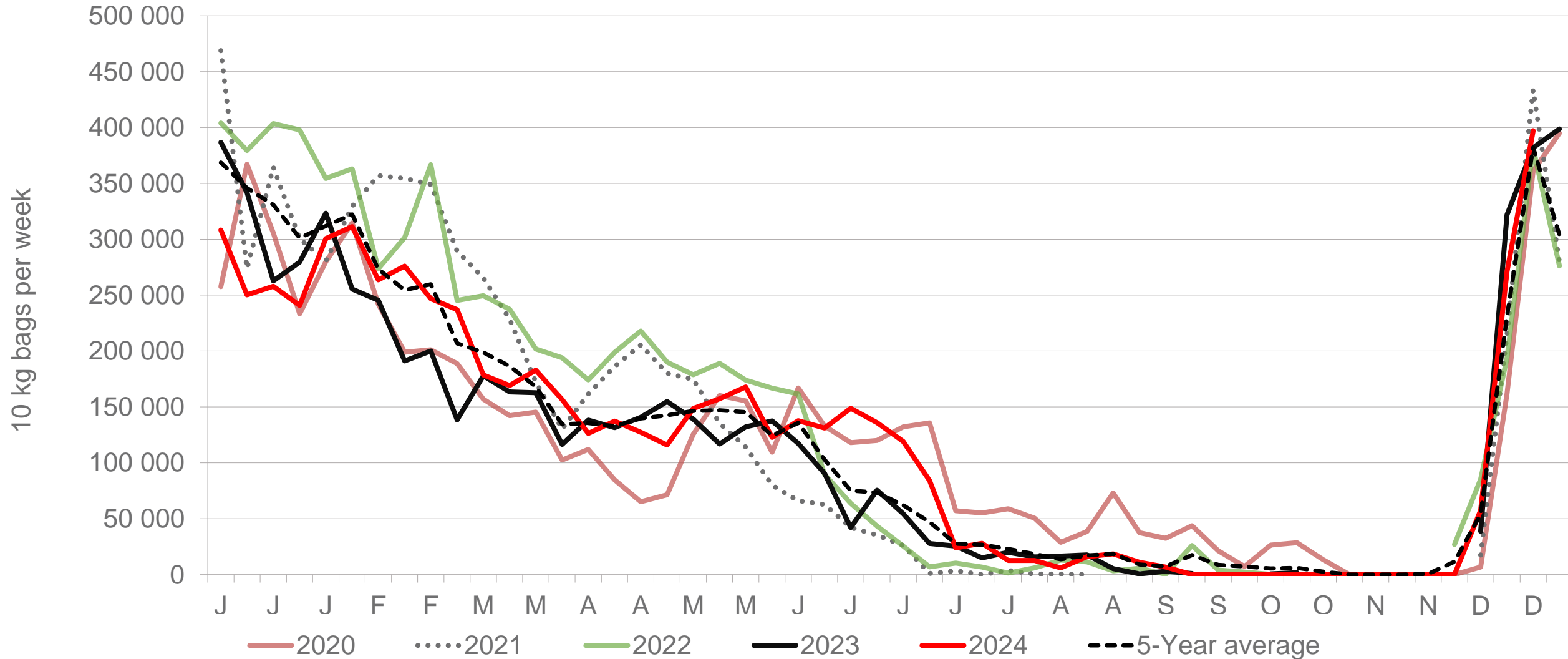
KwaZulu-Natal: Amount of 10 kg bags per week sold on FPMs (all classes)



Sold 5,03% bags **more** than the first 51 weeks of 2023 and 150 418 bags **more** than the 5-year average (2019 to 2023) of the first 51 weeks of each year.

Data disclaimer: Potatoes SA does not take responsibility for the accuracy or interpretation of company data re-purposed by 3rd parties

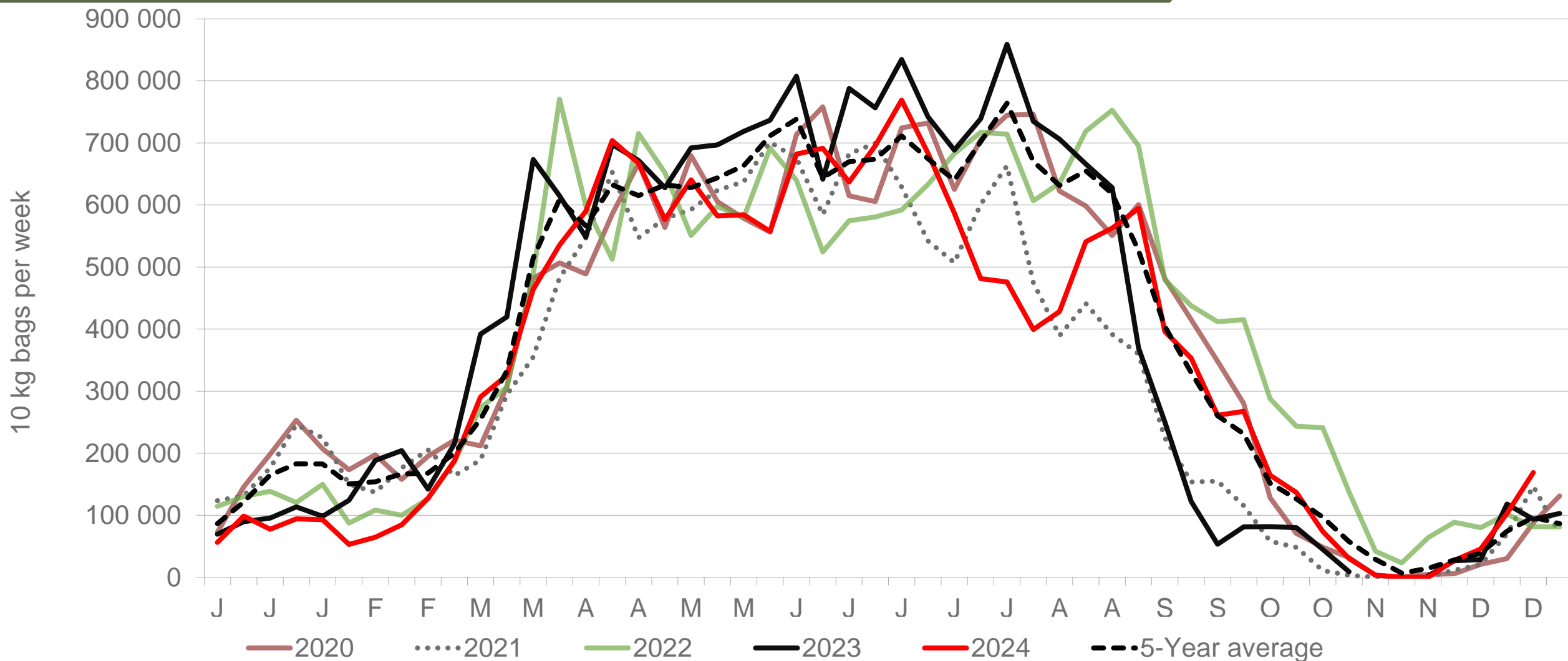
North-West: Amount of 10 kg bags per week sold on FPMs (all classes)



Sold 9% bags **more** than the first 51 weeks of 2023 and 60 080 bags **less** than the 5-year average (2019 to 2023) of the first 51 weeks of each year.

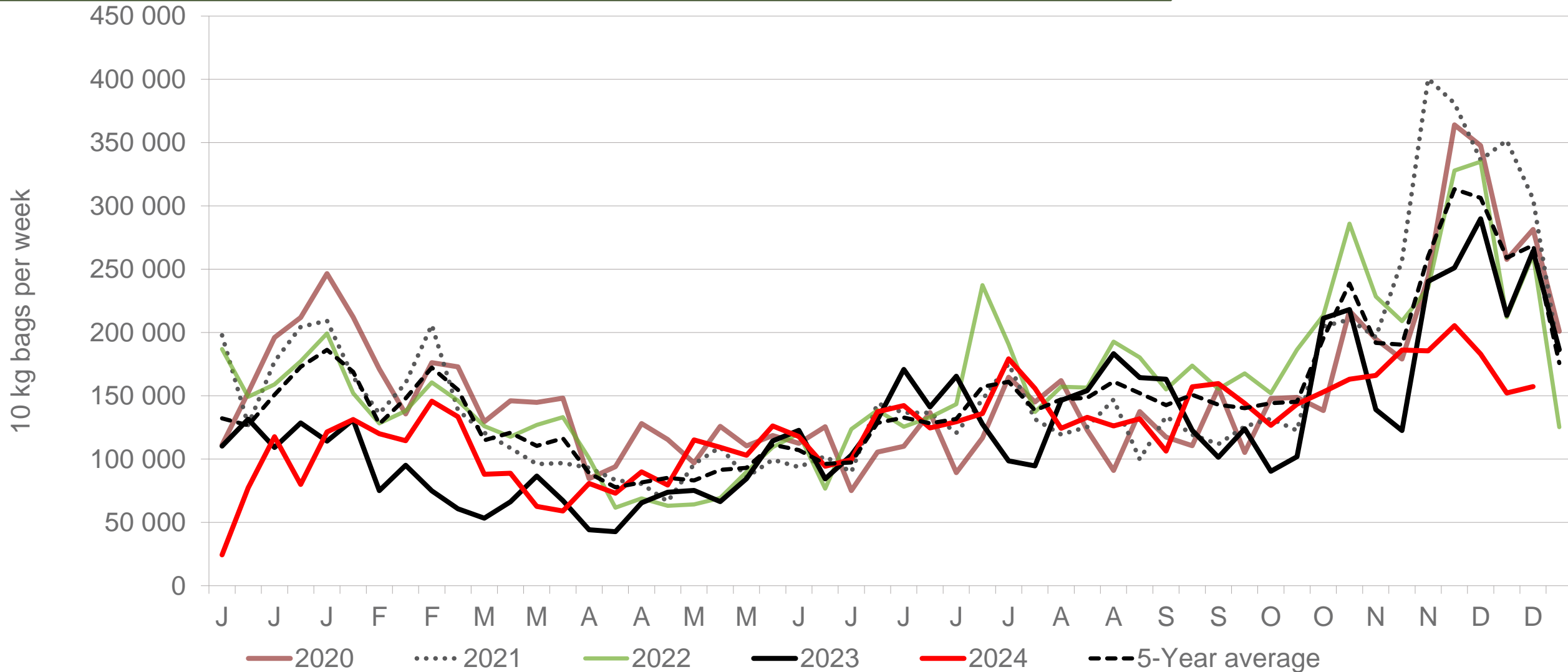
Data disclaimer: Potatoes SA does not take responsibility for the accuracy or interpretation of company data re-purposed by 3rd parties

Western Free State : Amount of 10 kg bags per week sold on FPMs (all classes)



Sold 10% bags **less** than the first 51 weeks of 2023 and 1 929 531 bags **less** than the 5-year average (2019 to 2023) of the first 51 weeks of each year.

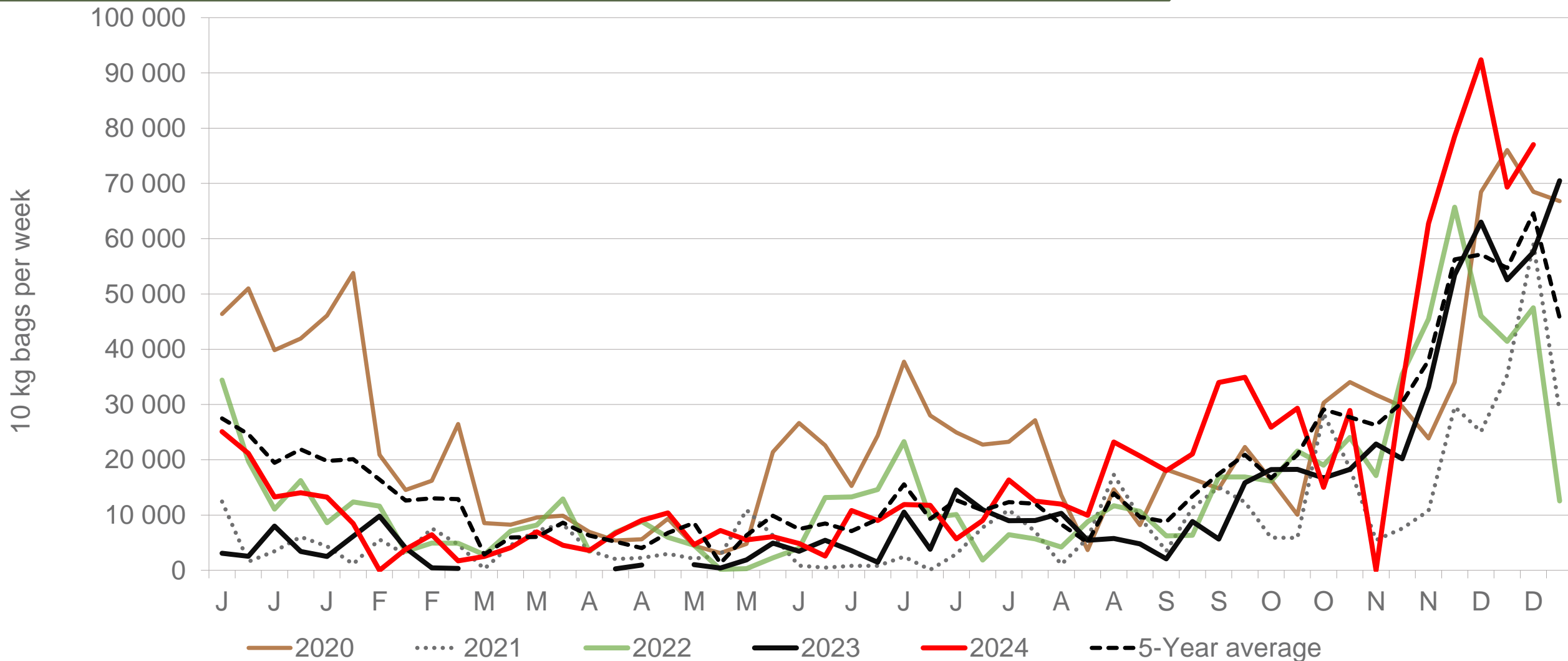
Sandveld: Amount of 10 kg bags per week sold on FPMs (all classes)



Sold 1% bags **less** than the first 51 weeks of 2023 and 1 330 921 bags **less** than the 5-year average (2019 to 2023) of the first 51 weeks of each year.

Data disclaimer: Potatoes SA does not take responsibility for the accuracy or interpretation of company data re-purposed by 3rd parties

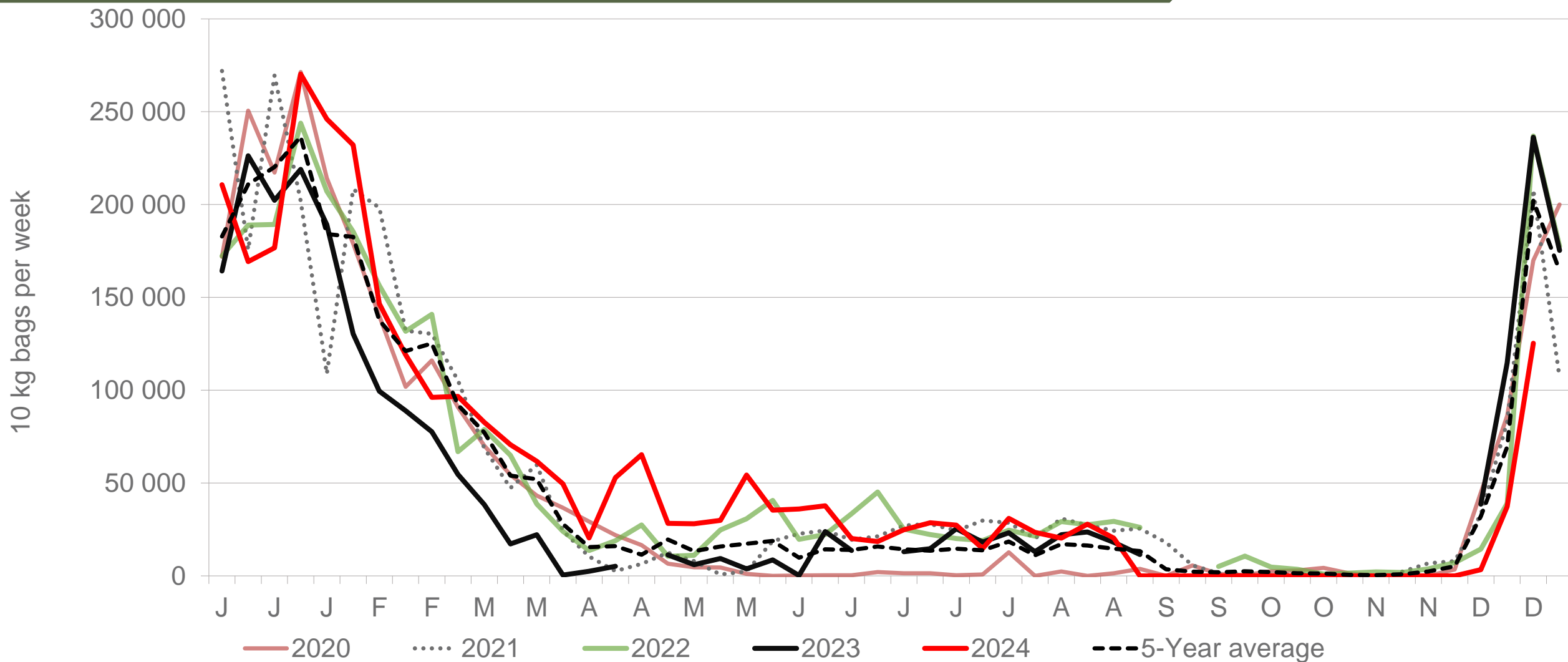
Eastern Cape: Amount of 10 kg bags per week sold on FPMs (all classes)



Sold 73% bags **more** than the first 51 weeks of 2023 and 75 120 bags **more** than the 5-year average (2019 to 2023) of the 51 weeks of each year.

Data disclaimer: Potatoes SA does not take responsibility for the accuracy or interpretation of company data re-purposed by 3rd parties

Gauteng: Amount of 10 kg bags per week sold on FPMs (all classes)



Sold 30% bags **more** than the first 51 weeks of 2023 and 278 117 bags **more** than the 5-year average (2019 to 2023) of the first 51 weeks of each year.

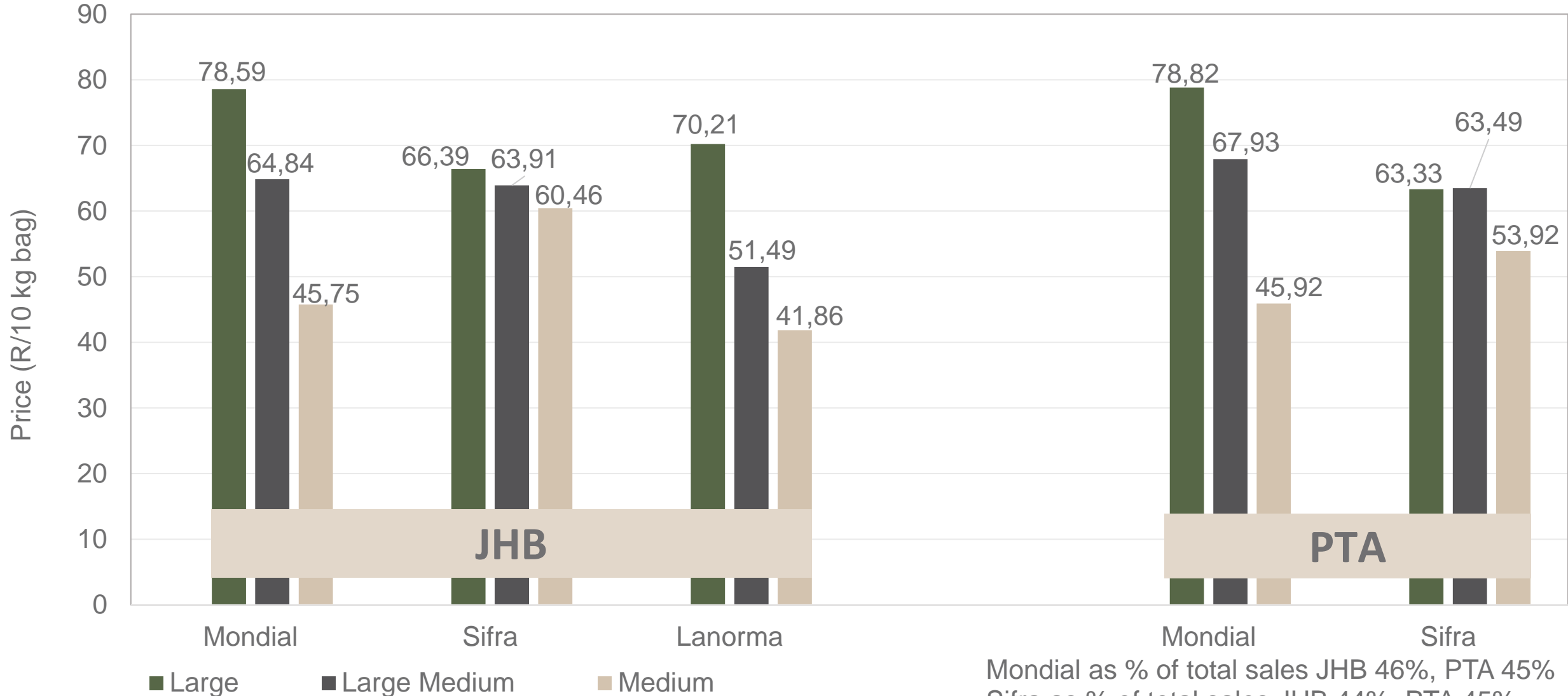
Average weekly prices and volumes for 10 kg bags of potatoes sold on selected markets from selected production regions



Klas & Grootte	Limpopo				South Western Freestate				KwaZulu-Natal				North West				Western Free State				Sandveld		All Regions	
	JOH		PRE		JOH		PRE		DUR		PIE		JOH		PRE		JOH		PRE		CAP		All Markets	
	Volume	Prices	Volume	Prices	Volume	Prices	Volume	Prices	Volume	Prices	Volume	Prices	Volume	Prices	Volume	Prices	Volume	Prices	Volume	Prices	Volume	Prices	Volume	Prices
	10kg	R/10kg	10kg	R/10kg	10kg	R/10kg	10kg	R/10kg	10kg	R/10kg	10kg	R/10kg	10kg	R/10kg	10kg	R/10kg	10kg	R/10kg	10kg	R/10kg	10kg	R/10kg	10kg	R/10kg
1L	32 874	72,78	21 751	69,77	37 258	69,15	9 541	65,32	11 397	54,30	7 062	62,64	35 399	79,31	16 392	67,87	12 405	68,30	6 111	51,98	9 689	91,49	404 362	73,31
1L/M	43 674	57,11	33 984	58,98	63 116	67,79	23 266	63,13	23 248	53,83	10 526	51,40	50 308	74,72	29 703	66,44	24 593	53,62	6 572	59,53	33 869	78,00	592 135	64,77
1M	79 392	40,12	35 687	42,17	33 714	62,05	18 722	55,66	29 352	52,00	5 065	56,62	33 326	69,31	20 031	60,11	13 215	49,48	6 832	44,66	40 856	66,46	543 975	53,63
1S	24 187	23,51	14 675	22,90	6 195	26,42	1 433	35,32	5 672	19,72	3 240	27,72	22 260	35,08	6 517	27,34	1 303	16,00	152	19,39	13 328	47,12	154 593	30,23
1S/M	18 949	23,08	6 439	24,22	11 376	40,31	5 214	36,92	676	31,12	276	38,04	29 213	50,02	10 611	46,15	7 267	34,20	720	34,46	1 475	59,20	142 862	41,97
1XL	-	-	-	-	-	-	-	-	-	-	-	-	-	-	-	-	110	80,00	-	-	-	-	110	80,00
1XS	14 939	10,27	-	-	4 568	39,46	-	-	-	-	-	-	9 532	34,40	-	-	22	7,73	-	-	-	-	32 302	22,64
1XXS	-	-	-	-	-	-	-	-	-	-	-	-	-	-	-	-	-	-	-	-	-	-	-	-
2L	4 498	62,36	12 515	61,10	2 215	64,47	3 953	59,20	2 340	49,83	2 280	59,60	1 273	76,12	773	55,91	1 944	53,26	760	76,18	5 426	76,82	92 611	64,74
2L/M	4 270	49,59	9 470	56,35	3 193	58,51	2 906	57,29	3 454	34,64	4 162	42,98	6 614	51,29	2 070	64,02	2 453	49,82	663	48,69	7 500	66,99	90 969	55,82
2M	6 469	28,48	12 419	32,18	916	59,15	2 720	51,86	6 393	27,80	3 583	45,00	5 381	58,91	1 131	47,42	3 218	36,48	301	36,39	15 491	60,38	110 000	42,17
2S	1 279	13,91	4 287	16,66	-	-	41	12,68	2 096	16,00	532	34,73	561	30,29	244	14,18	546	18,08	-	-	6 226	34,82	30 158	24,76
2S/M	1 701	21,37	4 412	15,91	210	37,14	851	33,60	-	-	329	14,00	3 960	39,99	548	37,21	1 568	23,31	110	10,00	813	52,71	22 189	29,06
2XL	-	-	-	-	-	-	-	-	-	-	-	-	-	-	-	-	-	-	-	-	-	-	-	-
2XS	796	12,60	-	-	-	-	-	-	-	-	-	-	112	40,36	-	-	-	-	-	-	-	-	2 821	10,58
2XXS	-	-	-	-	-	-	-	-	-	-	-	-	-	-	-	-	-	-	-	-	-	-	-	-
3L	502	45,06	479	37,87	2 456	37,56	1 304	41,21	411	73,55	210	52,17	1 814	53,14	1 196	35,96	-	-	240	72,00	230	60,00	18 215	44,46
3L/M	330	33,33	1 262	26,82	695	33,93	505	45,66	-	-	184	35,00	2 059	44,20	1 732	38,95	756	29,03	1 320	47,95	82	60,00	22 828	36,01
3M	-	-	358	20,00	8 975	27,88	3 191	28,05	1 480	36,91	2 973	27,82	4 466	30,14	3 882	30,84	764	32,15	220	47,64	1 915	36,94	55 877	31,55
3S/M	760	20,00	110	25,00	-	-	110	15,00	-	-	-	-	271	29,46	110	30,00	-	-	-	-	-	-	3 416	25,68
3XS	-	-	-	-	-	-	-	-	-	-	-	-	-	-	-	-	-	-	-	-	-	-	-	-
3XXS	-	-	-	-	-	-	-	-	-	-	-	-	-	-	-	-	-	-	-	-	-	-	-	-
4L	-	-	110	20,00	-	-	-	-	-	-	-	-	-	-	-	-	-	-	-	-	-	-	161	29,50
4L/M	-	-	885	18,90	-	-	-	-	110	25,00	-	-	-	-	1	25,00	-	-	-	-	-	-	1 603	23,20
4M	-	-	-	-	-	-	-	-	1 065	28,75	335	24,00	-	-	160	25,00	-	-	-	-	-	-	3 223	27,52
4S	-	-	307	7,85	-	-	-	-	-	-	-	-	-	-	-	-	-	-	-	-	-	-	702	9,67
4S/M	-	-	-	-	-	-	-	-	-	-	-	-	-	-	-	-	-	-	-	-	-	-	-	-
Total	234 672	42,70	164 092	45,62	174 887	60,08	74 753	55,61	88 837	46,30	41 966	47,59	206 549	61,53	97 576	56,98	70 164	50,37	24 001	51,46	151 257	62,64	2 363 811	55,07

Data disclaimer: Potatoes SA does not take responsibility for the accuracy or interpretation of company data re-purposed by 3rd parties

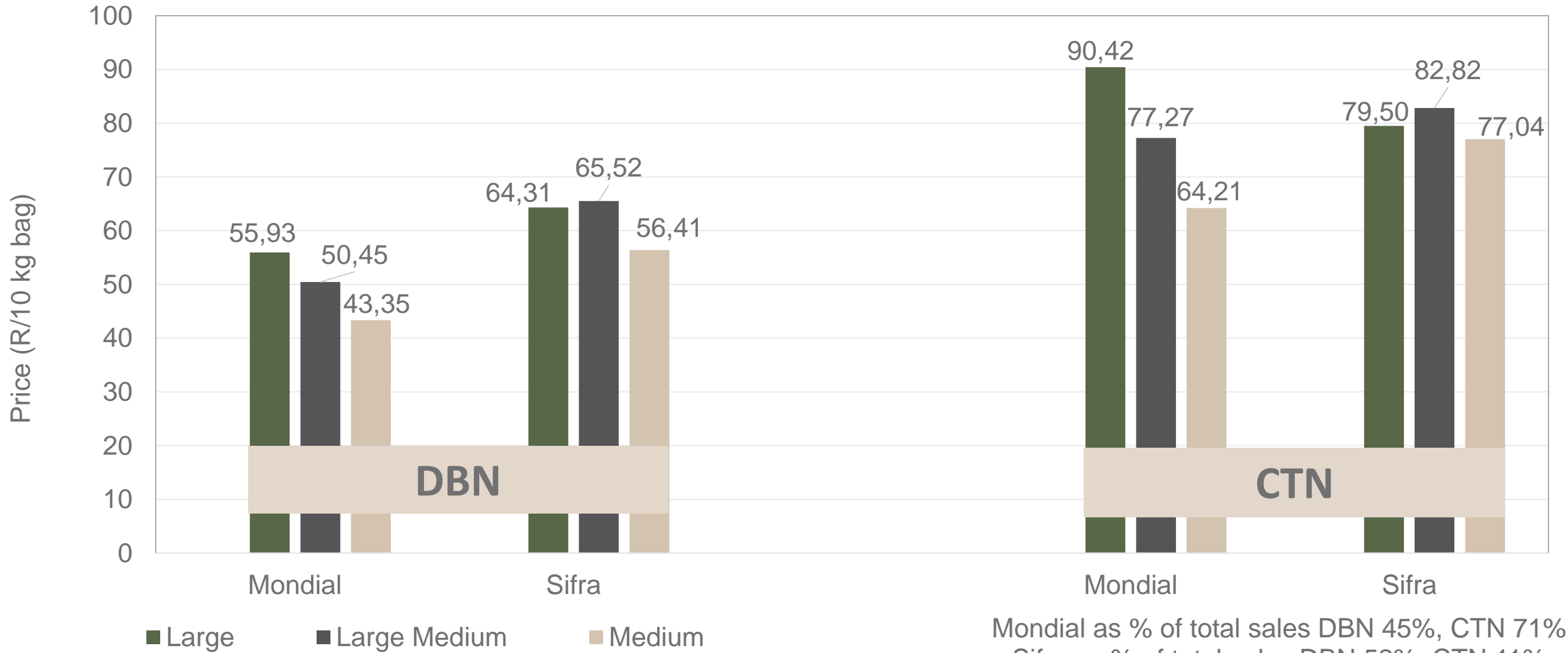
PTA & JHB markets: Average Prices - Different Sizes (only 10 kg bags)



Mondial as % of total sales JHB 46%, PTA 45%
 Sifra as % of total sales JHB 44%, PTA 45%
 Lanorma as % of total sales JHB 3%, PTA 0%

Data disclaimer: Potatoes SA does not take responsibility for the accuracy or interpretation of company data re-purposed by 3rd parties

DBN & CTN markets: Average Prices - Different Sizes (only 10 kg bags)



Mondial as % of total sales DBN 45%, CTN 71%
 Sifra as % of total sales DBN 52%, CTN 11%

Hectares planted to date for season 2023 versus 2024

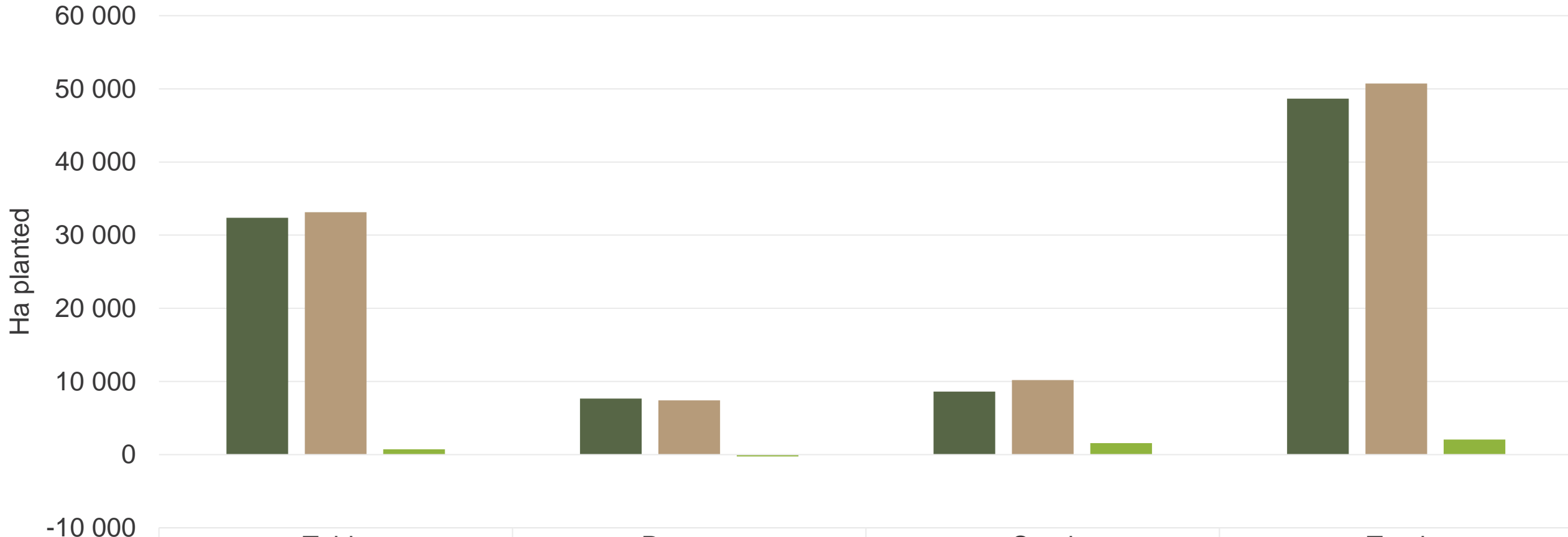


	Table	Process	Seed	Total
2023	32 389	7 658	8 613	48 660
2024	33 127	7 419	10 181	50 727
Changes	738	-240	1 568	2 066

Regions finished: Limpopo early and main, Gauteng early and late, North west main and late, Eastern Free State main, Western Free State early and late, Southwestern Free State main, Ceres main, Eastern Cape winter and summer, North Eastern Cape main, Northern cape early and main, KwaZulu Natal summer and winter, Marble hall main, Sandveld summer and early winter

Data disclaimer: Potatoes SA does not take responsibility for the accuracy or interpretation of company data re-purposed by 3rd parties

Thank you for your time

Feel free to contact us



Dikgetho@potatoes.co.za

Billy@potatoes.co.za

Jodie@potatoes.co.za



+27 (0)12 349 1906



6 De Havilland Crescent
Persequor Techno Park
Persequor Park
Pretoria



www.potatoes.co.za



Potatoes
Aartappels SA