



Weekly Market Information

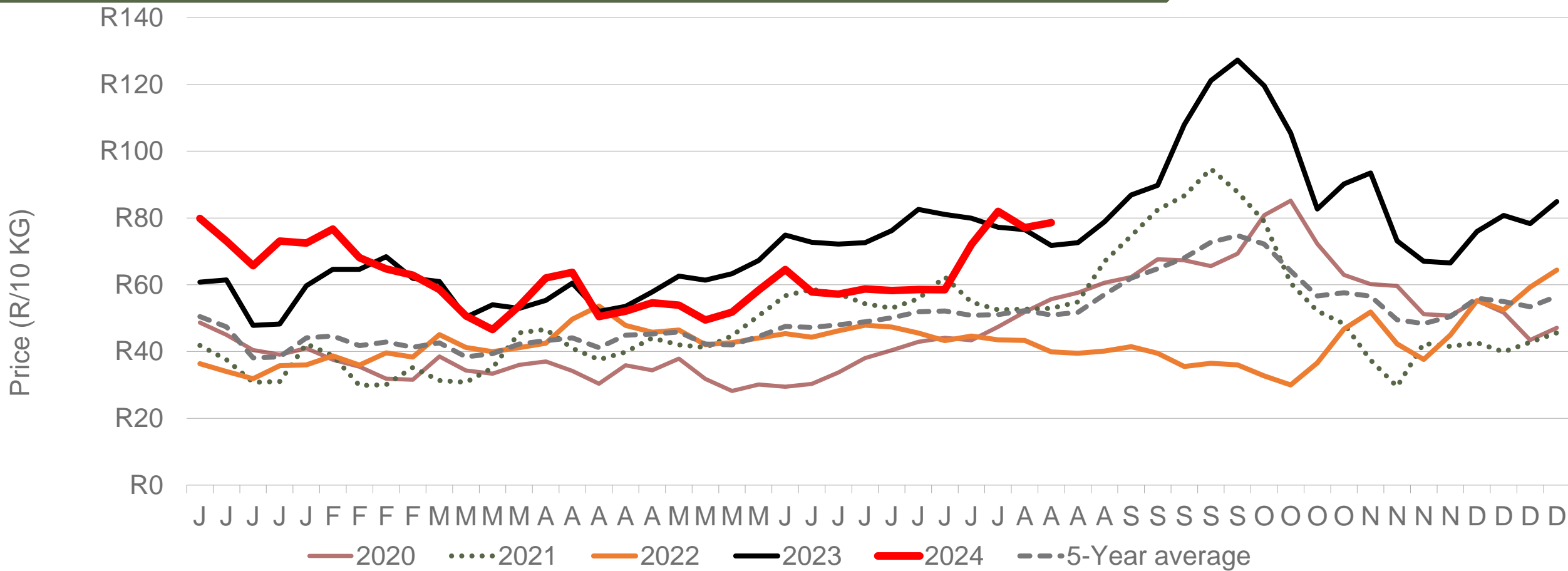
16 August 2024



**Potatoes
Aartappels SA**

www.potatoes.co.za


Average weekly price – all markets & all classes



Number of bags sold

9%

(Week on Week)



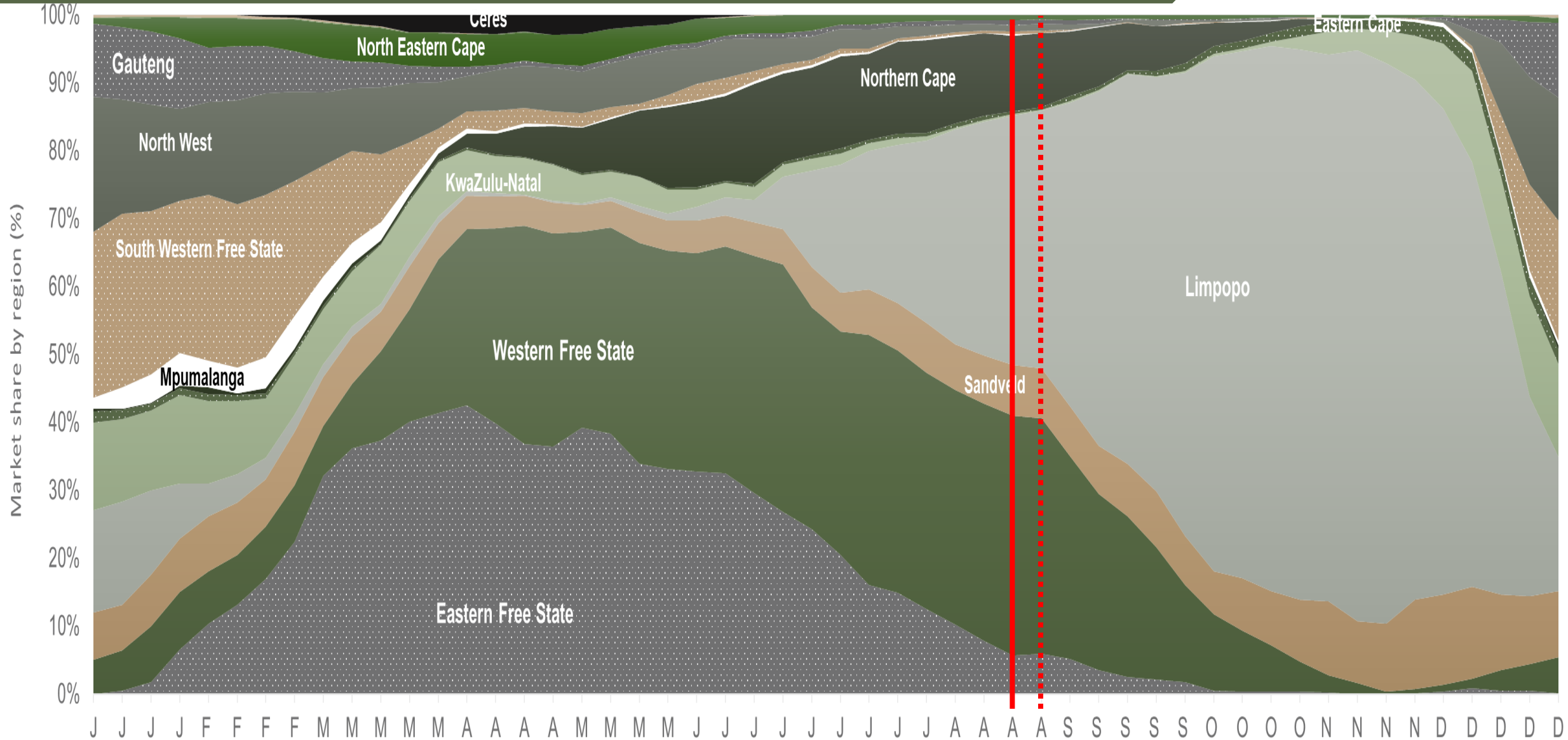
Average weekly price

2%

(Week on week)

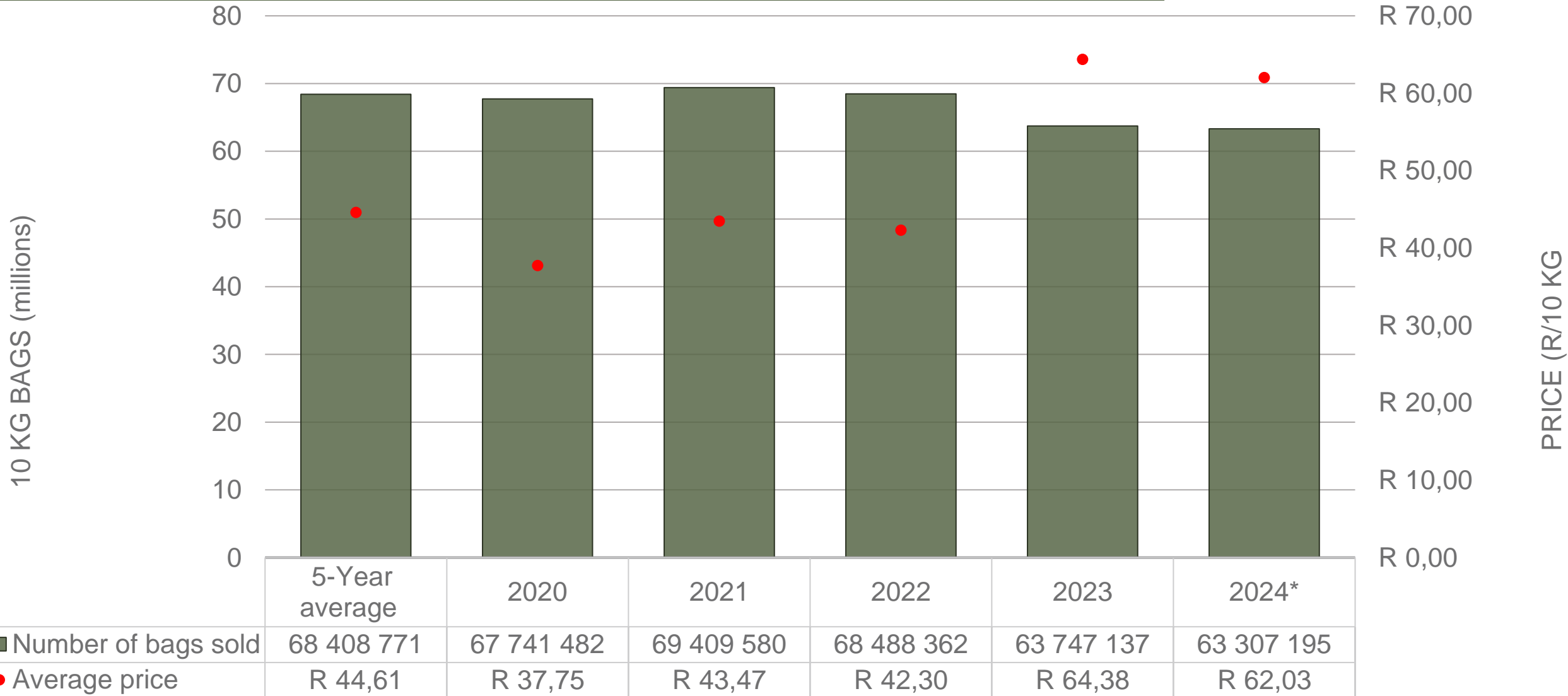


Market share of regions on fresh produce markets



Data disclaimer: Potatoes SA does not take responsibility for the accuracy or interpretation of company data re-purposed by 3rd parties

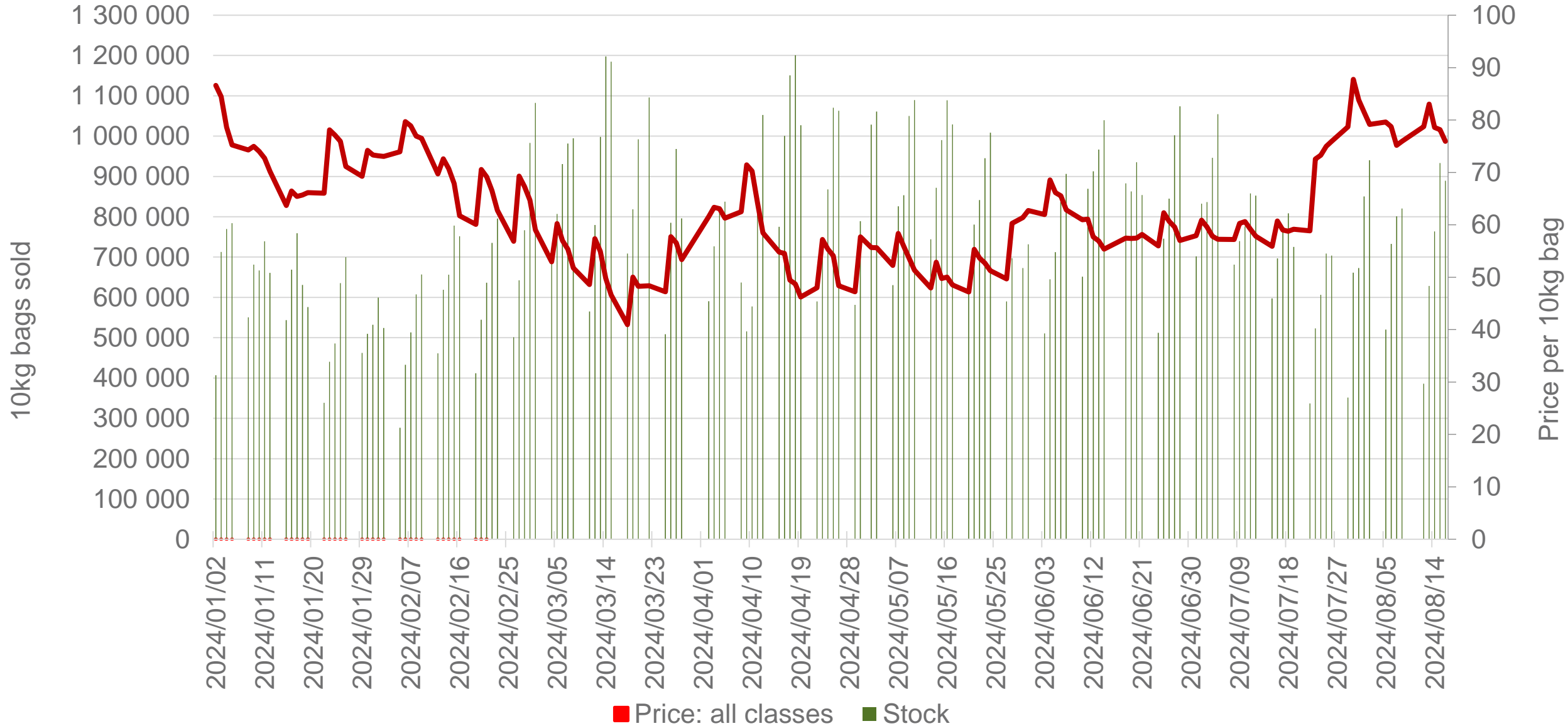
Cumulative total number of 10 kg bags sold on markets:



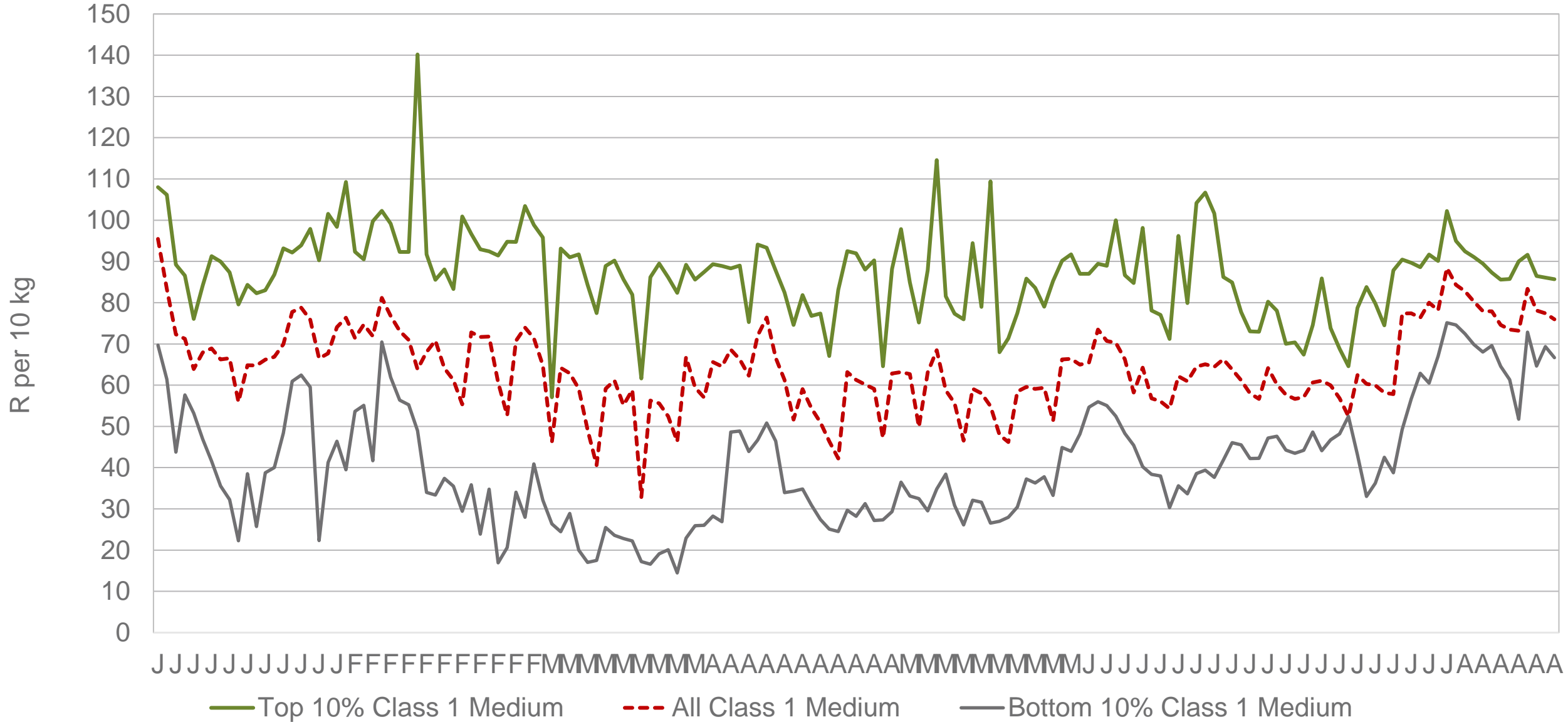
Sold 5 101 576 bags **less** than the **5-year average** (2019 to 2023) of the first 33 weeks of 2024

Data disclaimer: Potatoes SA does not take responsibility for the accuracy or interpretation of company data re-purposed by 3rd parties

RSA daily Price versus Daily Available stocks (all classes & all sizes)

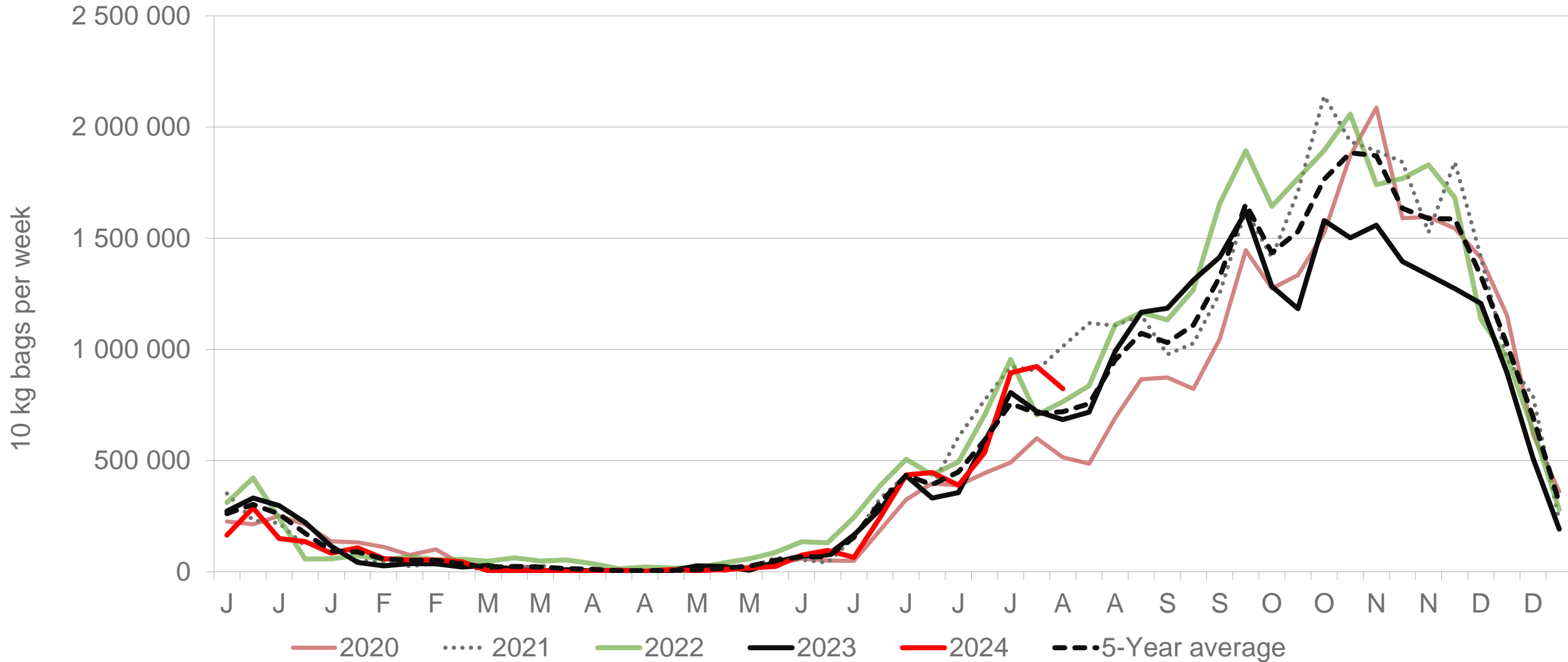


JHB market daily : Top 10% versus Bottom 10% prices – Class 1 Medium (Since January 2024)



Data disclaimer: Potatoes SA does not take responsibility for the accuracy or interpretation of company data re-purposed by 3rd parties

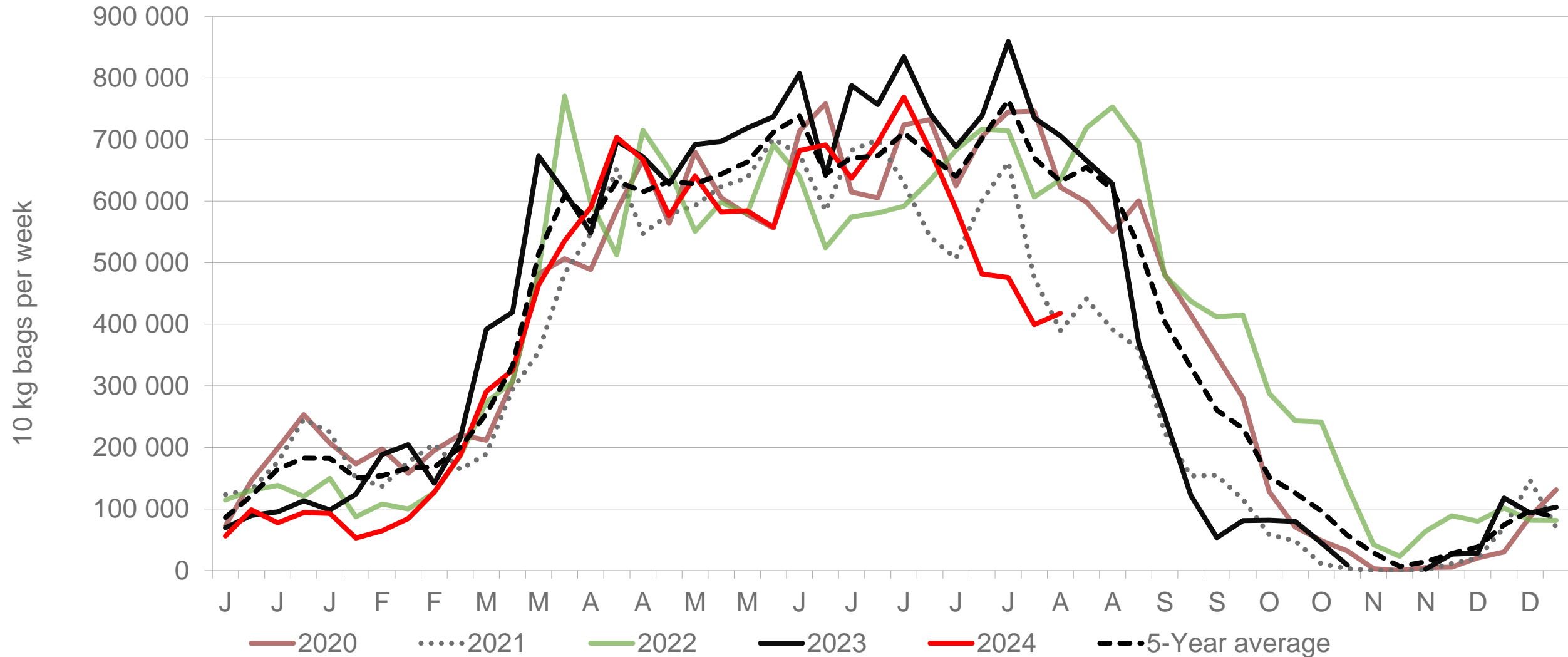
Limpopo: Amount of 10 kg bags per week sold on FPMs (all classes)



Sold 1% bags **more** than the first 33 weeks of 2023 and 78 808 bags **less** than the 5-year average (2019 to 2023) of the first 33 week of each year.

Data disclaimer: Potatoes SA does not take responsibility for the accuracy or interpretation of company data re-purposed by 3rd parties

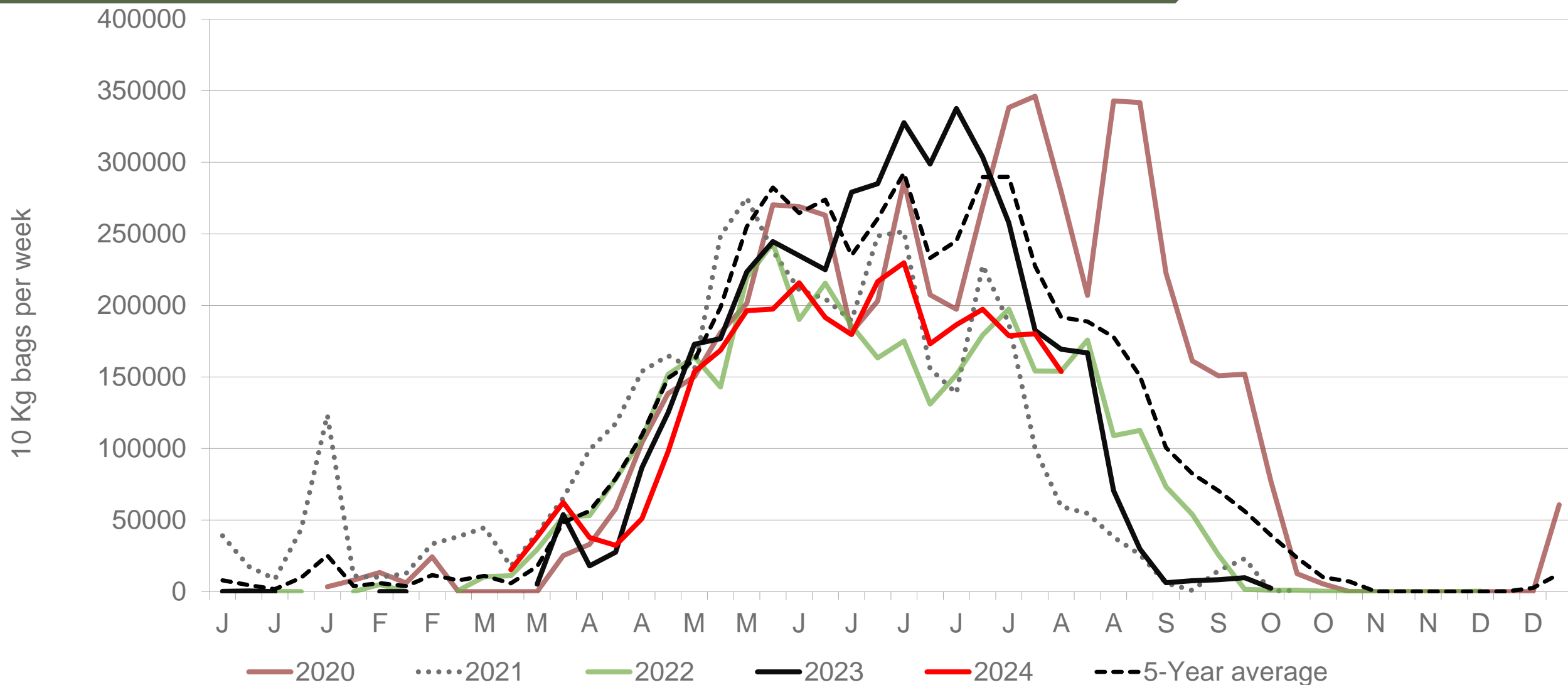
Western Free State : Amount of 10 kg bags per week sold on FPMs (all classes)



Sold 18% bags **less** than the first 33 weeks of 2023 and 1 924 562 bags **less** than the 5-year average (2019 to 2023) of the first 33 weeks of each year.

Data disclaimer: Potatoes SA does not take responsibility for the accuracy or interpretation of company data re-purposed by 3rd parties

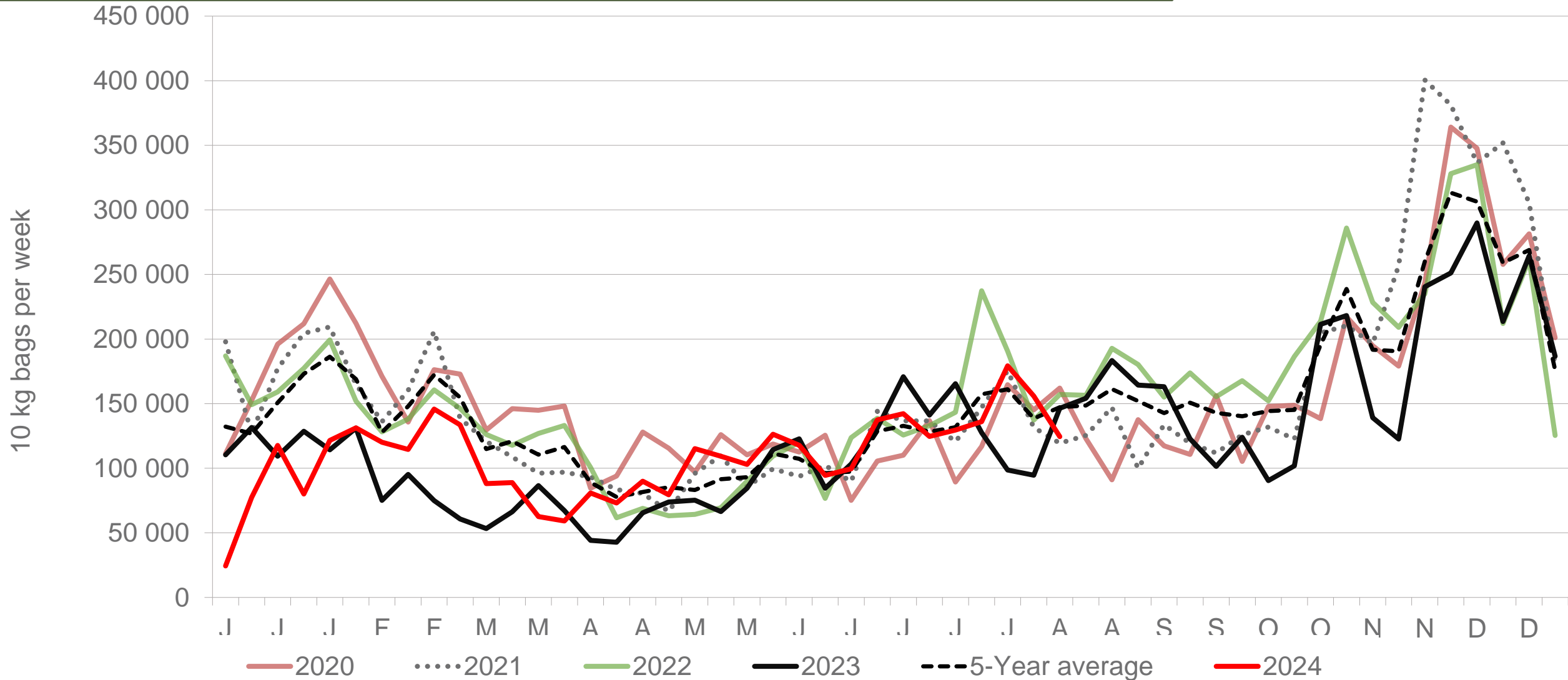
Northern Cape: Amount of 10 kg bags per week sold on FPMs (all classes)



Sold 22% bags **less** than the first 33 weeks of 2023 and 1 105 718 bags **less** than the 5-year average (2019 to 2023) of the first 33 weeks of each year.

Data disclaimer: Potatoes SA does not take responsibility for the accuracy or interpretation of company data re-purposed by 3rd parties

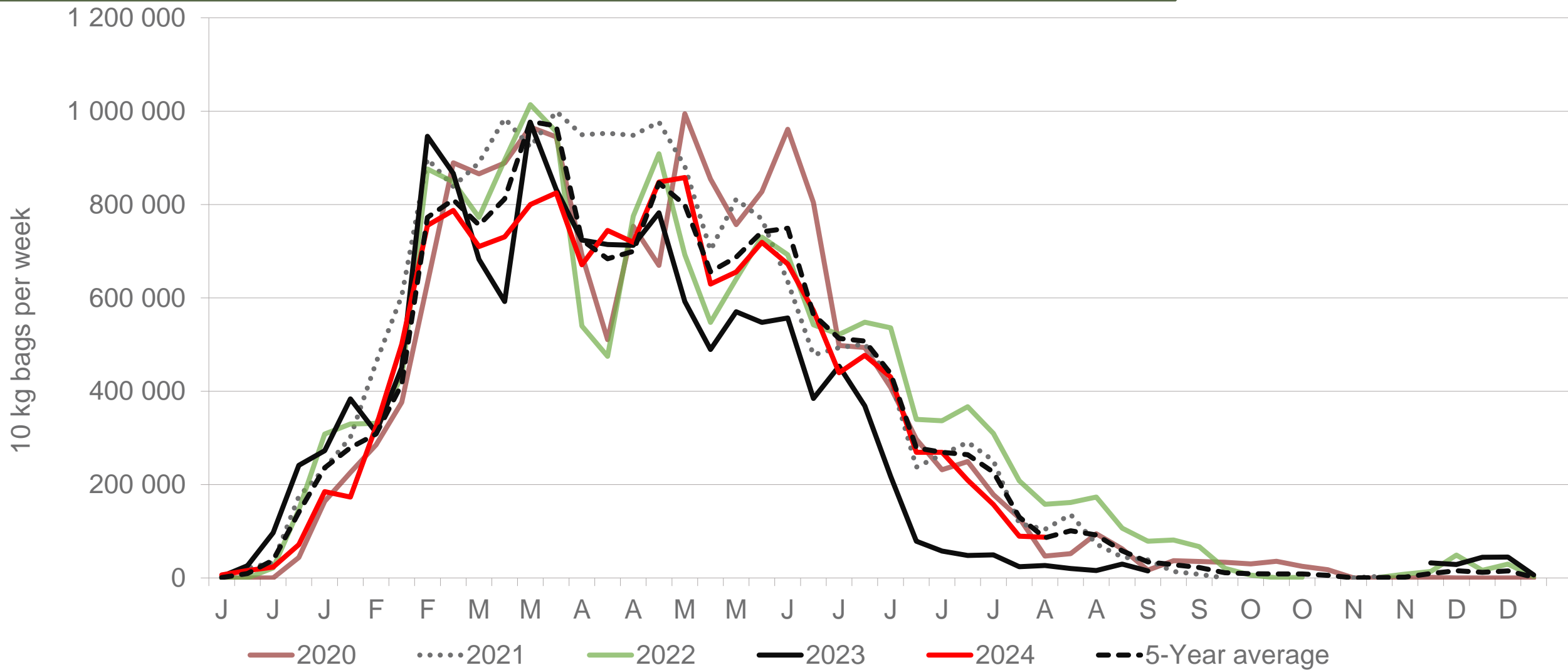
Sandveld: Amount of 10 kg bags per week sold on FPMs (all classes)



Sold 10% bags **more** than the first 33 weeks of 2023 and 559 265 bags **less** than the 5-year average (2019 to 2023) of the first 33 weeks of each year.

Data disclaimer: Potatoes SA does not take responsibility for the accuracy or interpretation of company data re-purposed by 3rd parties

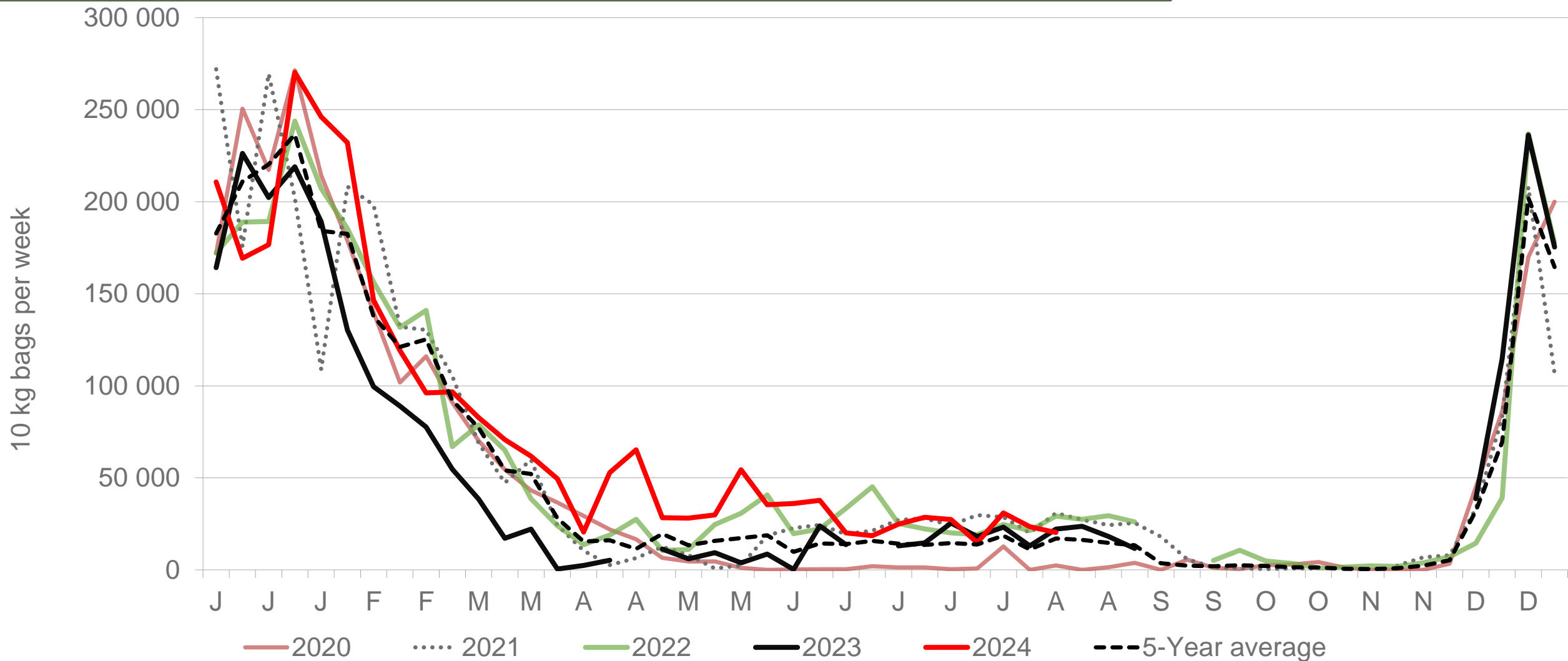
Eastern Free State: Amount of 10 kg bags per week sold on FPMs (all classes)



Sold 10% bags **more** than the first 33 weeks of 2023 and 960 187 bags **less** than the 5-year average (2019 to 2023) of the first 33 weeks of each year.

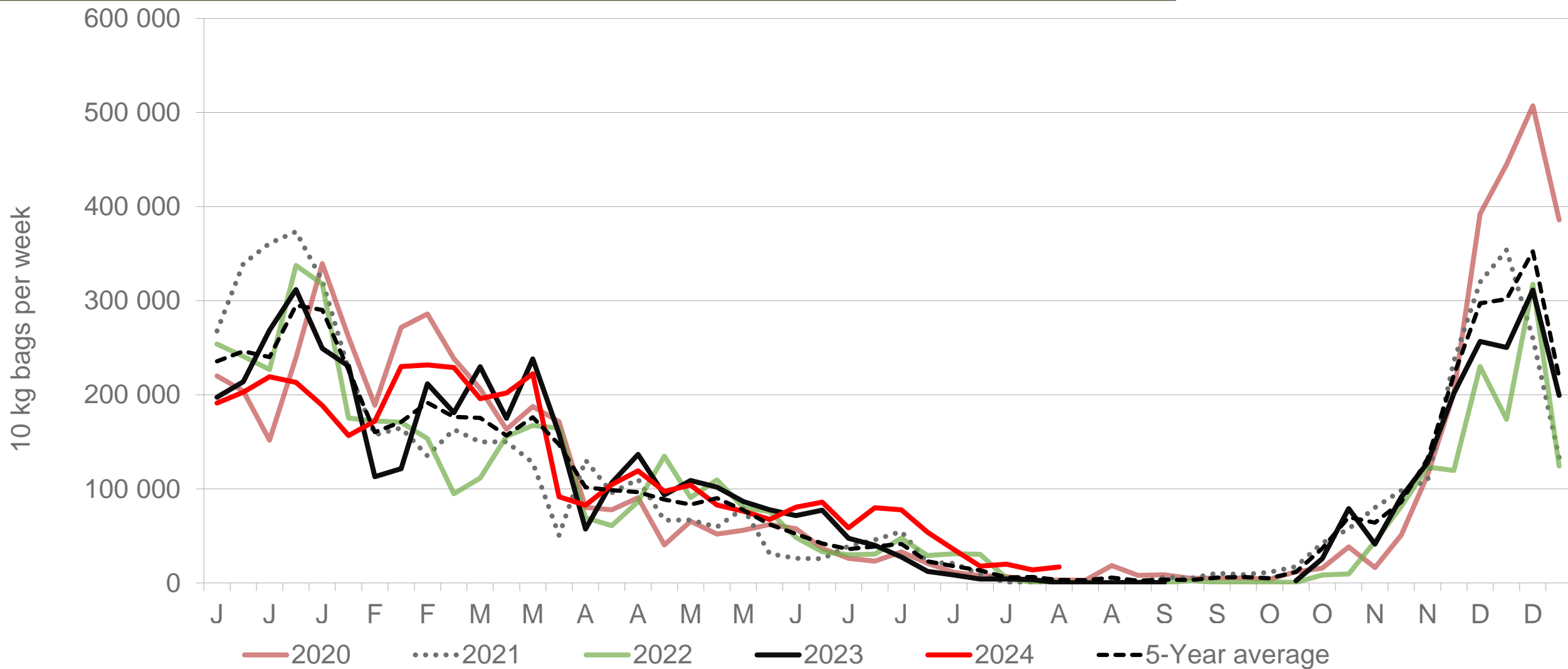
Data disclaimer: Potatoes SA does not take responsibility for the accuracy or interpretation of company data re-purposed by 3rd parties

Gauteng: Amount of 10 kg bags per week sold on FPMs (all classes)



Sold 51% bags more than the first 33 weeks of 2023 and 436 604 bags more than the 5-year average (2019 to 2023) of the first 33 weeks of each year.

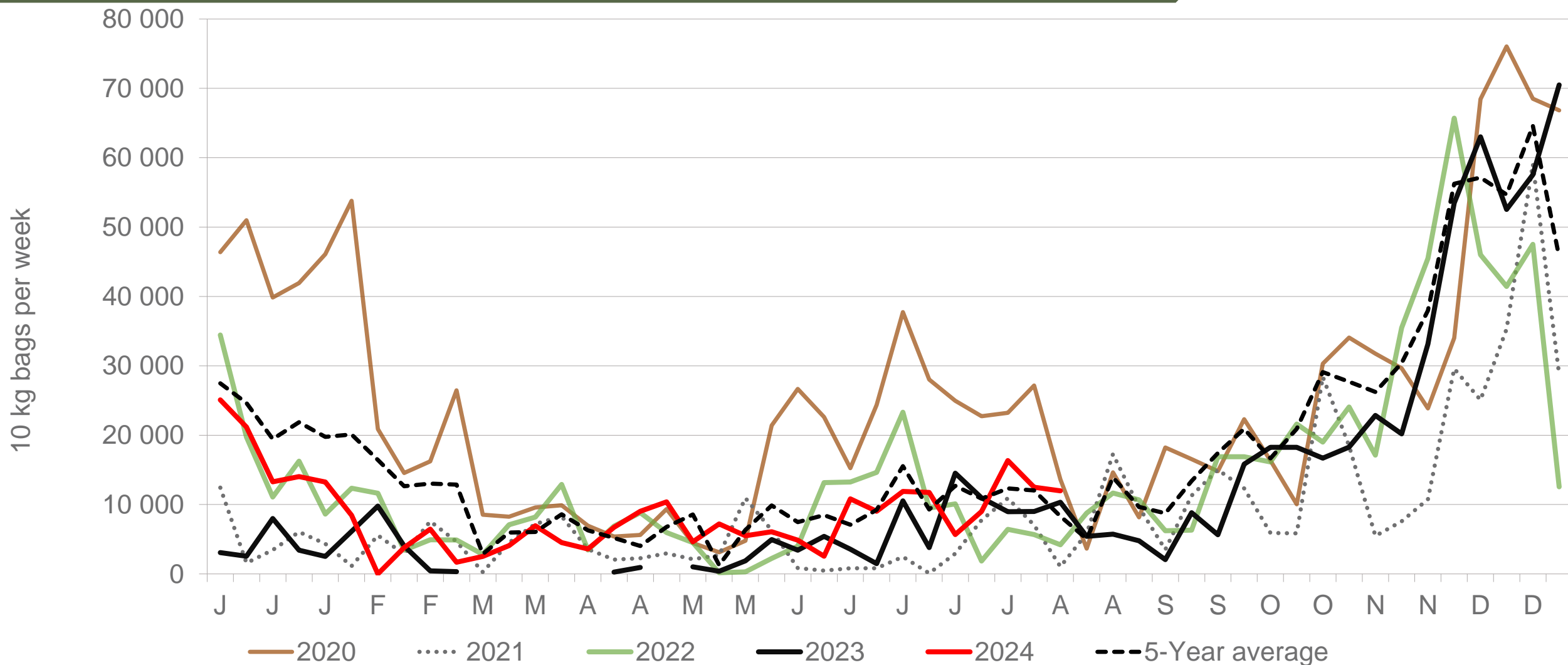
KwaZulu-Natal: Amount of 10 kg bags per week sold on FPMs (all classes)



Sold 1,39% bags more than the first 33 weeks of 2023 and 154 819 bags more than the 5-year average (2019 to 2023) of the first 33 weeks of each year.

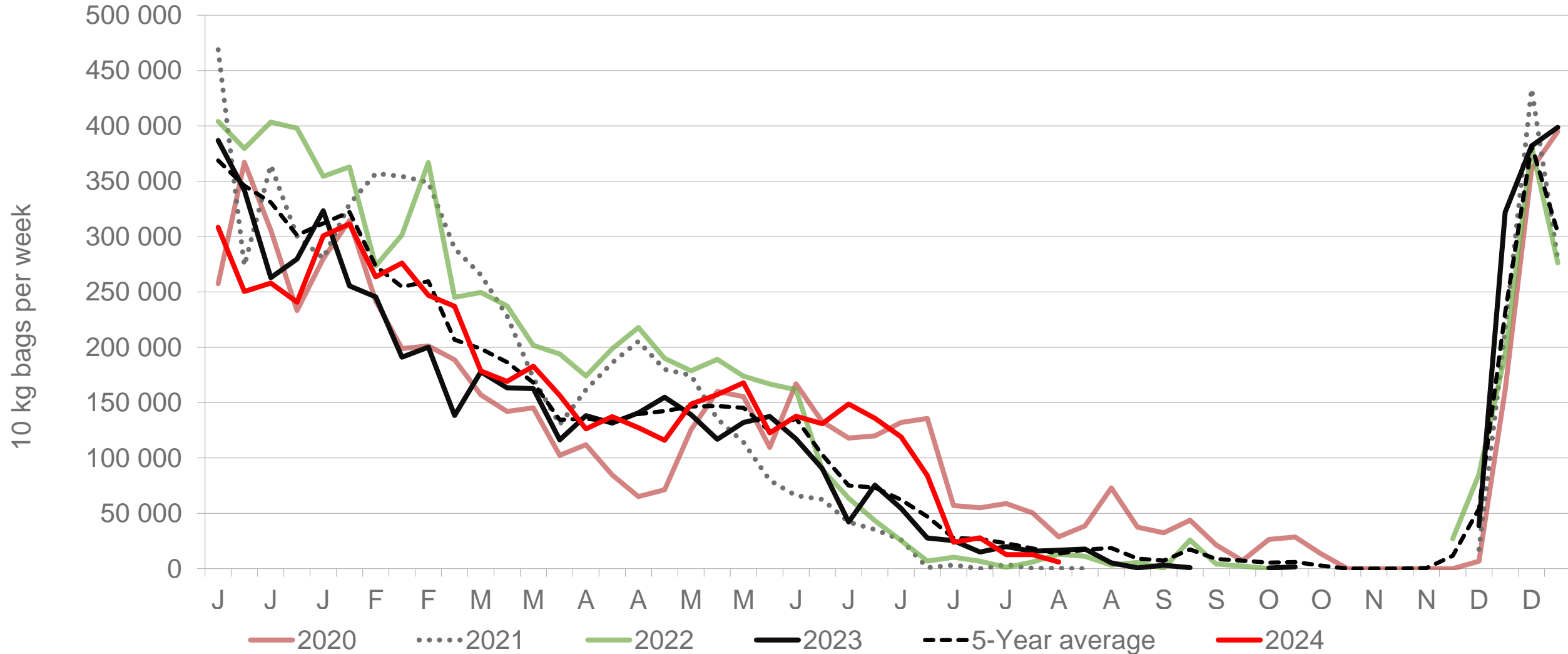
Data disclaimer: Potatoes SA does not take responsibility for the accuracy or interpretation of company data re-purposed by 3rd parties

Eastern Cape: Amount of 10 kg bags per week sold on FPMs (all classes)



Sold 115% bags **more** than the first 33 weeks of 2023 and 88 549 bags **less** than the **5-year average** (2019 to 2023) of the 33 weeks of each year.

North-West: Amount of 10 kg bags per week sold on FPMs (all classes)



Sold 10% bags **more** than the first 33 weeks of 2023 and 59 009 bags **less** than the 5-year average (2019 to 2023) of the first 33 weeks of each year.

Data disclaimer: Potatoes SA does not take responsibility for the accuracy or interpretation of company data re-purposed by 3rd parties

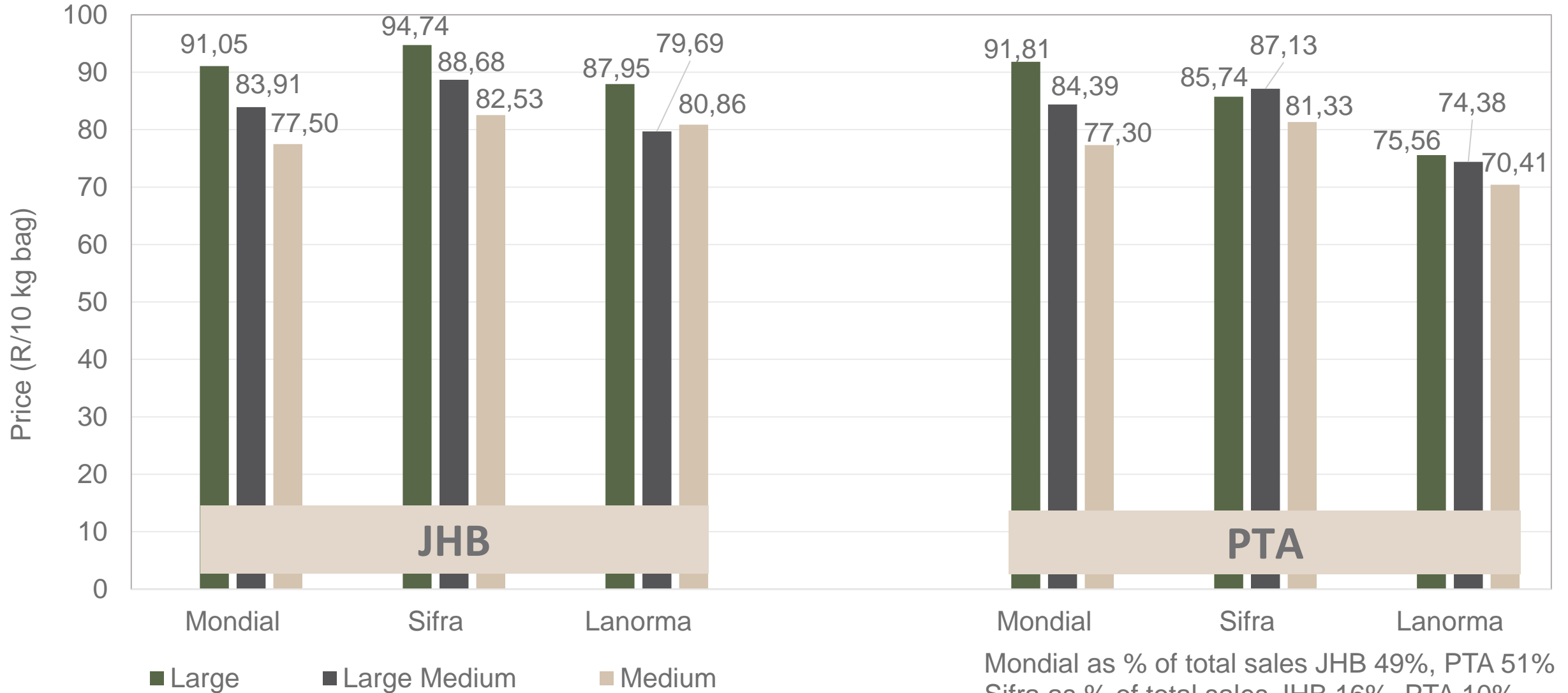
Average weekly prices and volumes for 10 kg bags of potatoes sold on selected markets from selected production regions



Klas & Grootte	Limpopo								Western Free State				Northern Cape				Sandveld		Eastern Free State				All Regions	
	JOH		PRE		DUR		KLE		JOH		PRE		JOH		PRE		CAP		JOH		PRE		All Markets	
	Volume 10kg	Prices R/10kg	Volume 10kg	Prices R/10kg	Volume 10kg	Prices R/10kg	Volume 10kg	Prices R/10kg	Volume 10kg	Prices R/10kg	Volume 10kg	Prices R/10kg	Volume 10kg	Prices R/10kg	Volume 10kg	Prices R/10kg	Volume 10kg	Prices R/10kg	Volume 10kg	Prices R/10kg	Volume 10kg	Prices R/10kg	Volume 10kg	Prices R/10kg
1L	113 141	90,66	46 465	89,94	8 773	89,93	2 859	90,48	33 100	84,94	15 249	87,52	10 388	89,70	1 099	80,00	13 513	99,54	24 099	82,70	4 826	79,33	356 632	88,96
1L/M	123 610	84,65	47 666	84,32	15 220	88,13	5 680	79,46	39 688	80,28	21 464	82,75	10 360	95,90	773	75,06	26 679	89,34	8 604	78,49	1 445	78,42	414 167	84,10
1M	81 444	78,95	35 173	77,92	14 932	84,53	2 527	66,36	36 029	76,67	16 177	77,25	10 498	82,42	-	-	32 082	85,43	6 167	74,73	678	68,27	314 843	79,19
1S	23 492	64,63	10 089	62,49	9 304	70,01	1 682	56,32	3 128	57,65	489	60,85	3 055	66,20	-	-	15 290	70,77	1 002	56,28	143	48,07	86 299	65,01
1S/M	26 516	70,13	10 399	68,80	5 240	78,22	-	-	8 566	67,26	2 766	67,24	3 538	73,73	-	-	2 990	79,49	2 032	67,36	113	50,64	84 891	71,22
1XL	221	92,51	-	-	-	-	-	-	-	-	-	-	298	81,91	-	-	-	-	-	-	-	-	519	86,43
1XS	15 807	53,99	-	-	-	-	-	-	733	47,83	-	-	1 145	35,00	-	-	-	-	352	43,27	-	-	18 127	52,19
1XXS	-	-	-	-	-	-	-	-	-	-	-	-	-	-	-	-	-	-	-	-	-	-	-	-
2L	17 309	81,68	8 715	83,17	786	86,31	770	82,76	6 849	79,22	15 528	81,93	2 903	81,29	49	75,00	4 776	82,26	7 503	78,29	2 992	76,06	100 591	81,16
2L/M	12 281	75,22	9 985	77,58	220	82,45	499	71,13	8 021	74,04	11 537	76,73	1 089	79,24	31	75,00	7 249	82,03	1 206	69,83	718	70,60	94 743	75,91
2M	6 102	68,57	5 588	72,29	974	76,92	110	70,09	5 437	67,55	5 543	70,81	1 898	72,73	-	-	9 948	77,93	582	63,21	491	63,71	69 657	72,00
2S	2 854	51,19	729	47,78	488	63,38	115	40,87	436	48,20	687	56,68	255	54,53	-	-	2 220	57,08	-	-	130	47,32	12 781	53,89
2S/M	598	62,37	231	63,23	490	71,60	59	61,81	4 497	53,02	1 562	58,10	843	60,37	50	60,00	320	64,89	110	60,00	110	50,00	13 793	58,18
2XL	-	-	-	-	-	-	-	-	-	-	-	-	-	-	-	-	-	-	-	-	-	-	-	-
2XS	110	50,00	-	-	-	-	-	-	672	35,90	-	-	-	-	-	-	-	-	-	-	-	-	1 778	35,05
2XXS	-	-	-	-	-	-	-	-	-	-	-	-	-	-	-	-	-	-	-	-	-	-	-	-
3L	2 855	62,33	3 413	76,92	142	70,00	2	65,00	2 571	67,79	555	68,56	3 141	66,96	115	65,00	648	74,12	4 833	65,46	1 061	66,96	34 510	66,43
3L/M	2 493	70,48	2 508	66,25	125	74,40	-	-	3 741	65,86	2 649	60,47	2 751	57,10	-	-	60	71,75	526	60,00	42	64,31	26 843	64,55
3M	7 558	64,90	3 070	58,27	73	61,44	110	65,00	4 074	57,39	2 285	58,47	3 322	48,45	-	-	444	65,72	3 269	57,45	220	55,18	37 744	57,55
3S/M	220	57,50	110	55,00	-	-	-	-	282	57,86	110	58,00	412	51,77	199	50,00	-	-	-	-	-	-	5 662	48,79
3XS	-	-	-	-	-	-	-	-	-	-	-	-	-	-	-	-	-	-	-	-	-	-	183	25,96
3XXS	-	-	-	-	-	-	-	-	-	-	-	-	-	-	-	-	-	-	-	-	-	-	-	-
4L	-	-	-	-	-	-	-	-	-	-	-	-	-	-	6	70,00	-	-	-	-	1 076	55,36	1 695	57,27
4L/M	-	-	-	-	-	-	-	-	-	-	-	-	-	-	-	-	-	-	-	-	-	-	40	60,20
4M	-	-	-	-	-	-	-	-	-	-	296	55,19	-	-	-	-	-	-	-	-	184	54,60	1 503	51,45
4S	-	-	-	-	-	-	-	-	-	-	-	-	-	-	-	-	-	-	-	-	-	-	-	-
4S/M	-	-	-	-	-	-	-	-	-	-	-	-	-	-	-	-	-	-	-	-	-	-	-	-
Total	436 914	80,61	189 238	79,78	60 075	81,31	14 601	75,72	160 904	75,76	97 321	78,37	56 242	78,45	2 322	74,41	122 896	82,46	60 373	76,06	14 229	72,51	1 708 700	78,60

Data disclaimer: Potatoes SA does not take responsibility for the accuracy or interpretation of company data re-purposed by 3rd parties

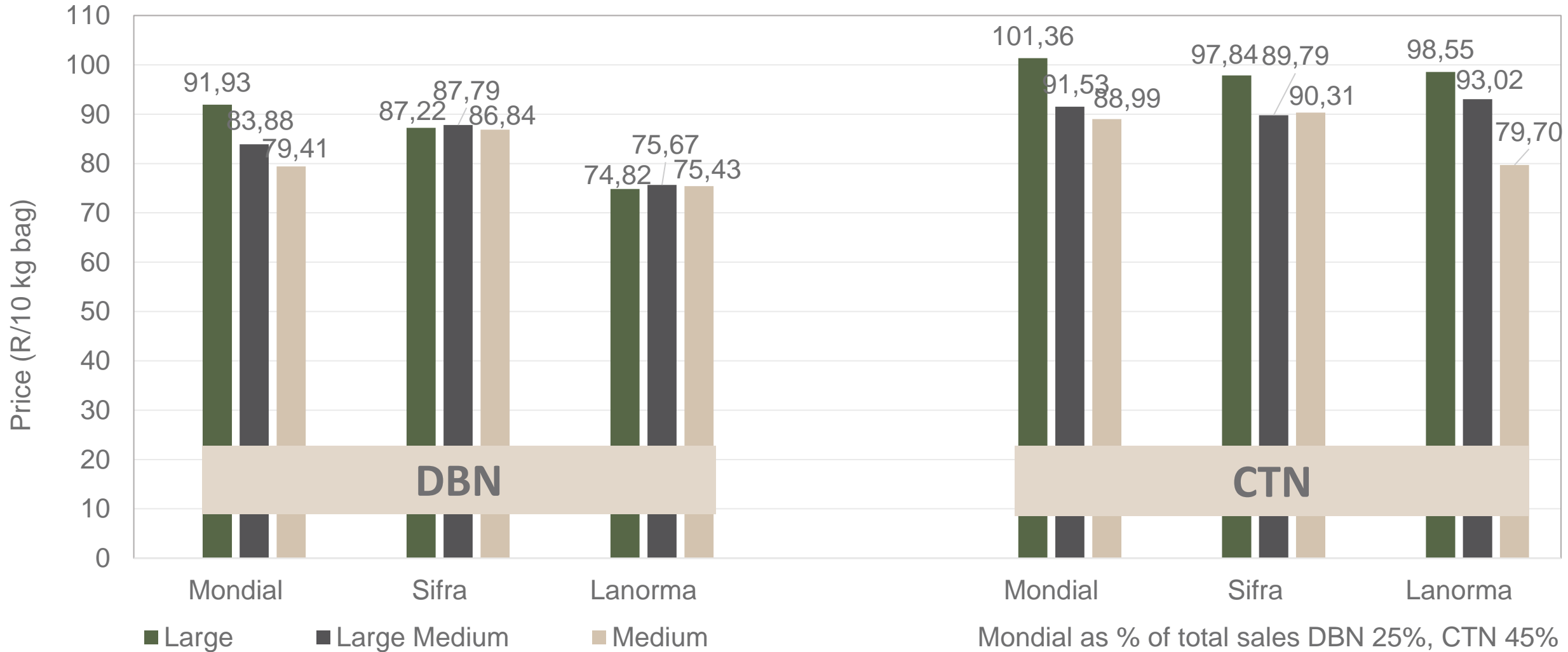
PTA & JHB markets: Average Prices - Different Sizes (only 10 kg bags)



Mondial as % of total sales JHB 49%, PTA 51%
 Sifra as % of total sales JHB 16%, PTA 10%
 Lanorma as % of total sales JHB 8%, PTA 4%

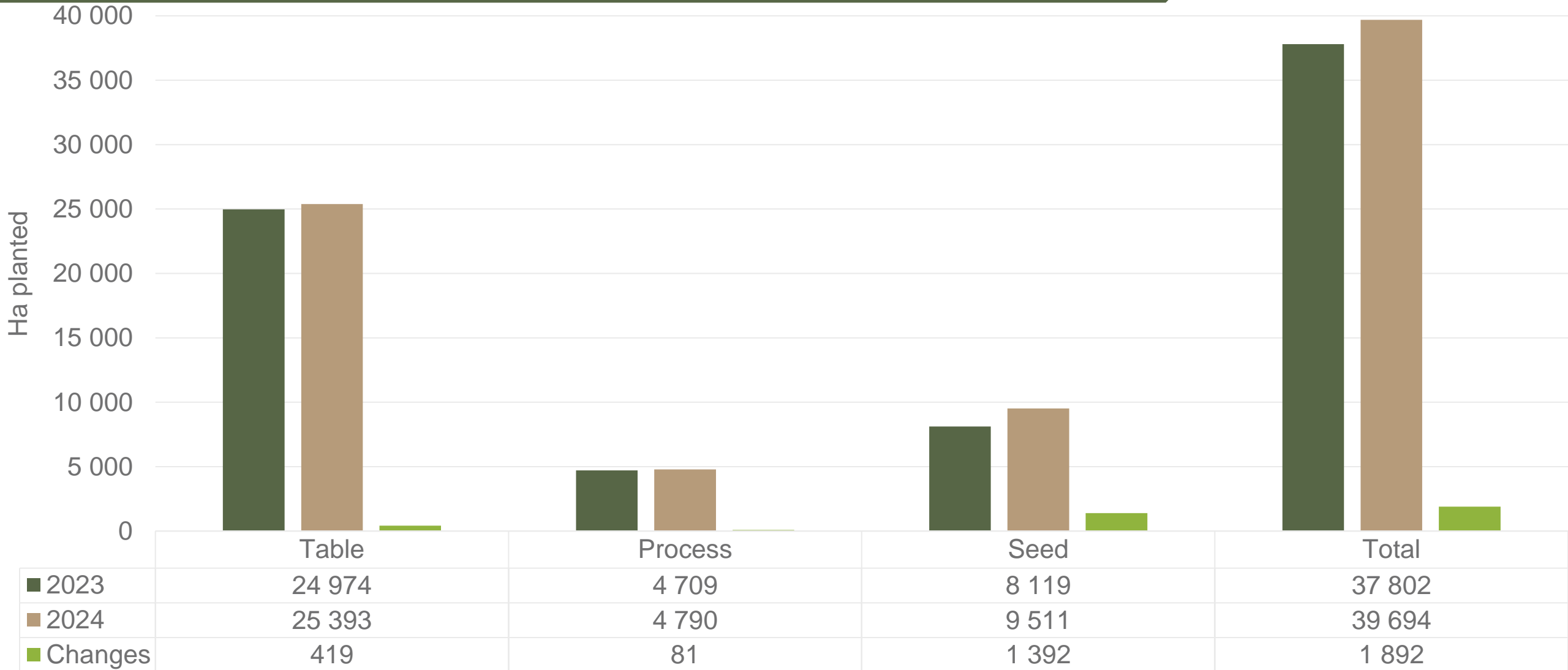
Data disclaimer: Potatoes SA does not take responsibility for the accuracy or interpretation of company data re-purposed by 3rd parties

DBN & CTN markets: Average Prices - Different Sizes (only 10 kg bags)



Mondial as % of total sales DBN 25%, CTN 45%
 Sifra as % of total sales DBN 26%, CTN 25%
 Lanorma as % of total sales DBN 7%, CTN 10%

Hectares planted to date for season 2023 versus 2024



Regions finished: Limpopo early, Gauteng late, North west main and late, Eastern Free State main, Western Free State early and late, Southwestern Free State main, Ceres main, Eastern Cape winter and summer, North Eastern Cape main, Northern cape early and main, KwaZulu Natal summer and winter, Sandveld summer and winter

Data disclaimer: Potatoes SA does not take responsibility for the accuracy or interpretation of company data re-purposed by 3rd parties

Thank you for your time

Feel free to contact us



Dikgetho@potatoes.co.za

Billy@potatoes.co.za

anje@potatoes.co.za



+27 (0)12 349 1906



6 De Havilland Crescent
Persequor Techno Park
Persequor Park
Pretoria



www.potatoes.co.za



Potatoes
Aartappels SA