



## Weekly Market Information

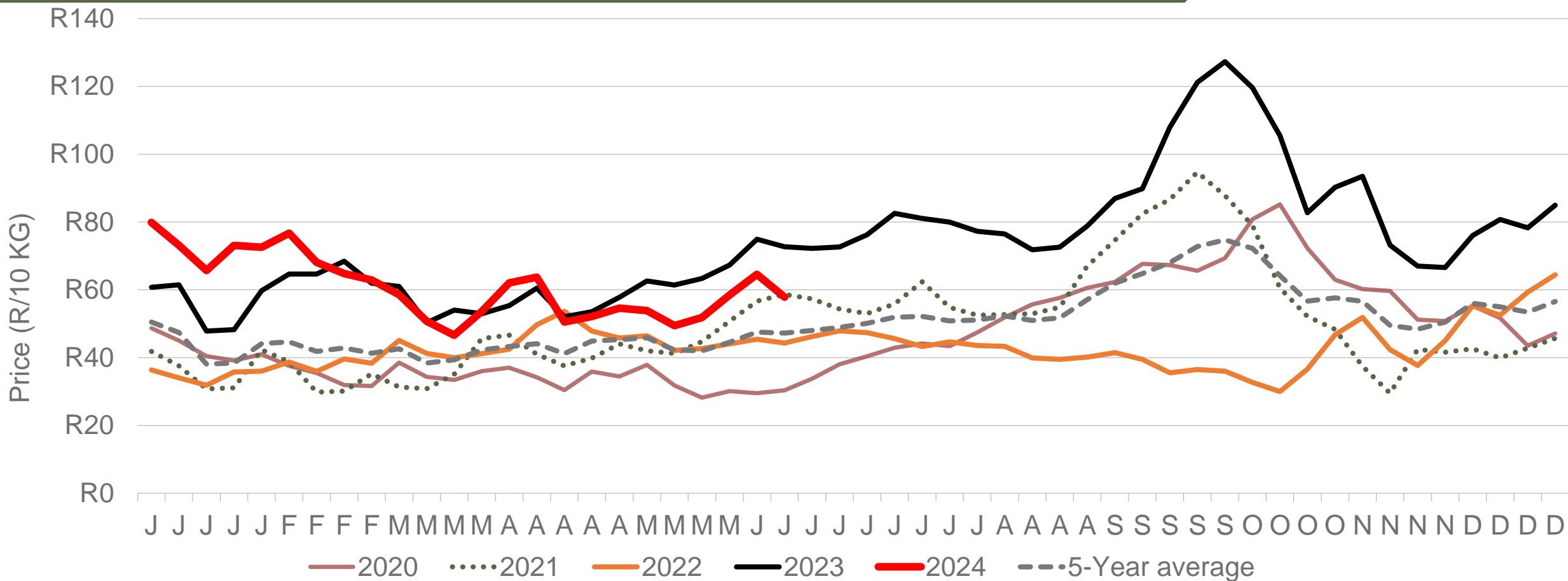
14 June 2024



Potatoes  
Aartappels SA

[www.potatoes.co.za](http://www.potatoes.co.za)



# Average weekly price – all markets & all classes



Number of bags sold

**5%**

(Week on Week)



Average weekly price

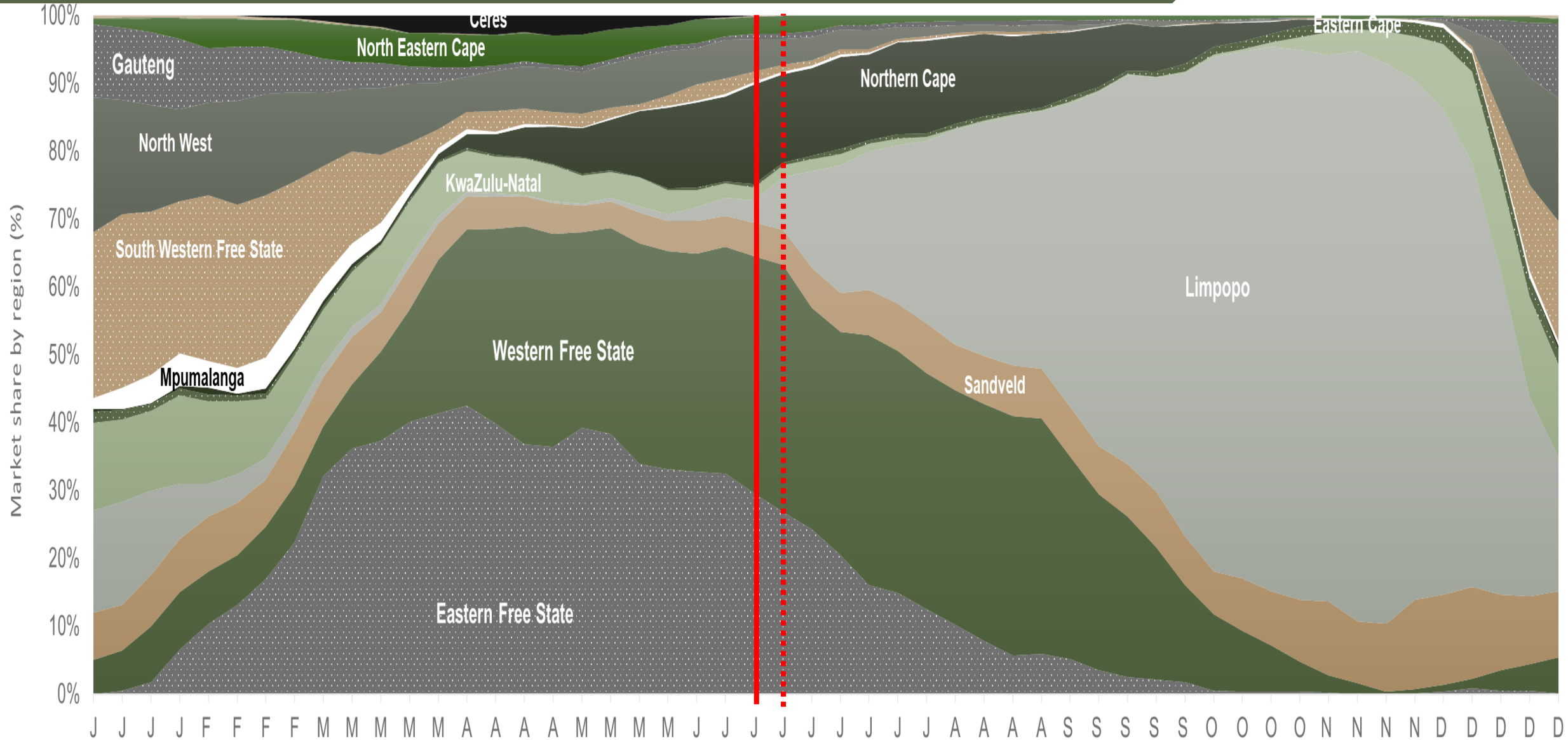
**10%**

(Week on week)



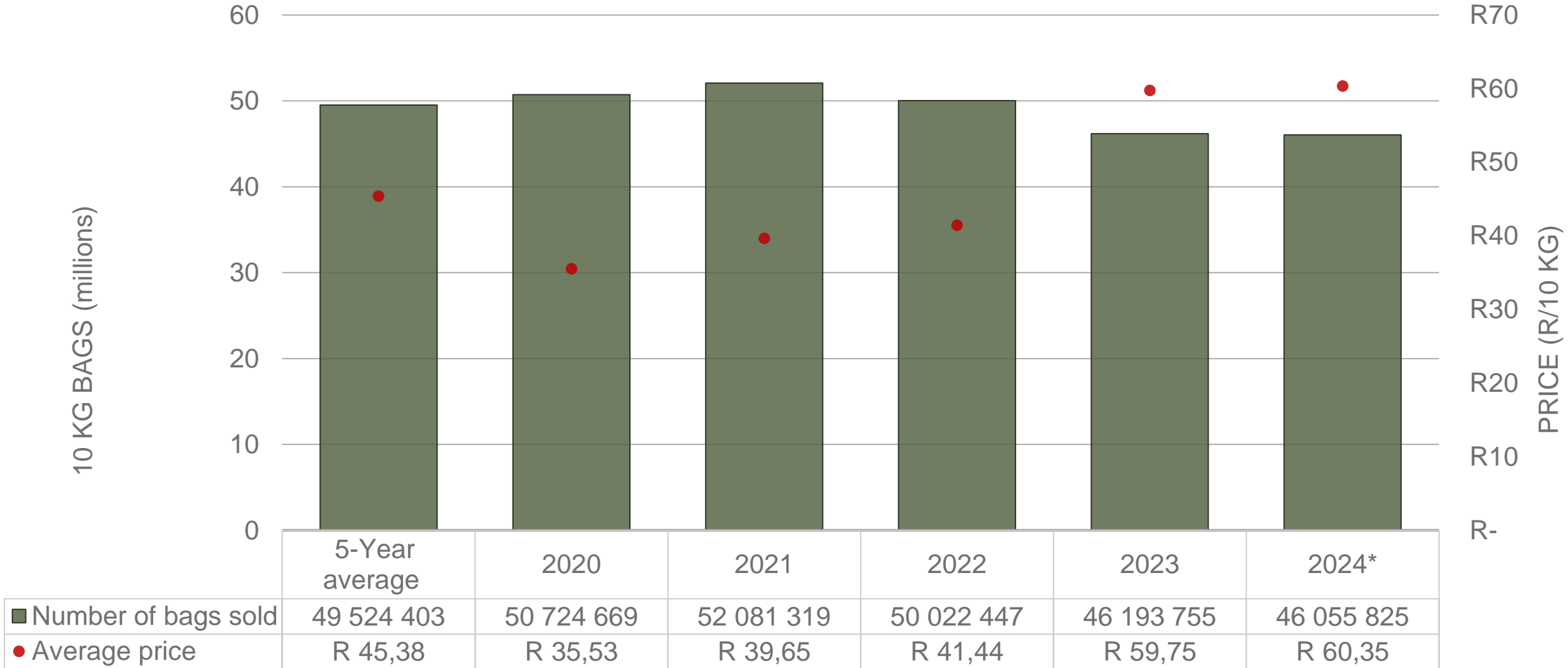
Data disclaimer: Potatoes SA does not take responsibility for the accuracy or interpretation of company data re-purposed by 3rd parties

# Market share of regions on fresh produce markets



Data disclaimer: Potatoes SA does not take responsibility for the accuracy or interpretation of company data re-purposed by 3rd parties

# Cumulative total number of 10 kg bags sold on markets:

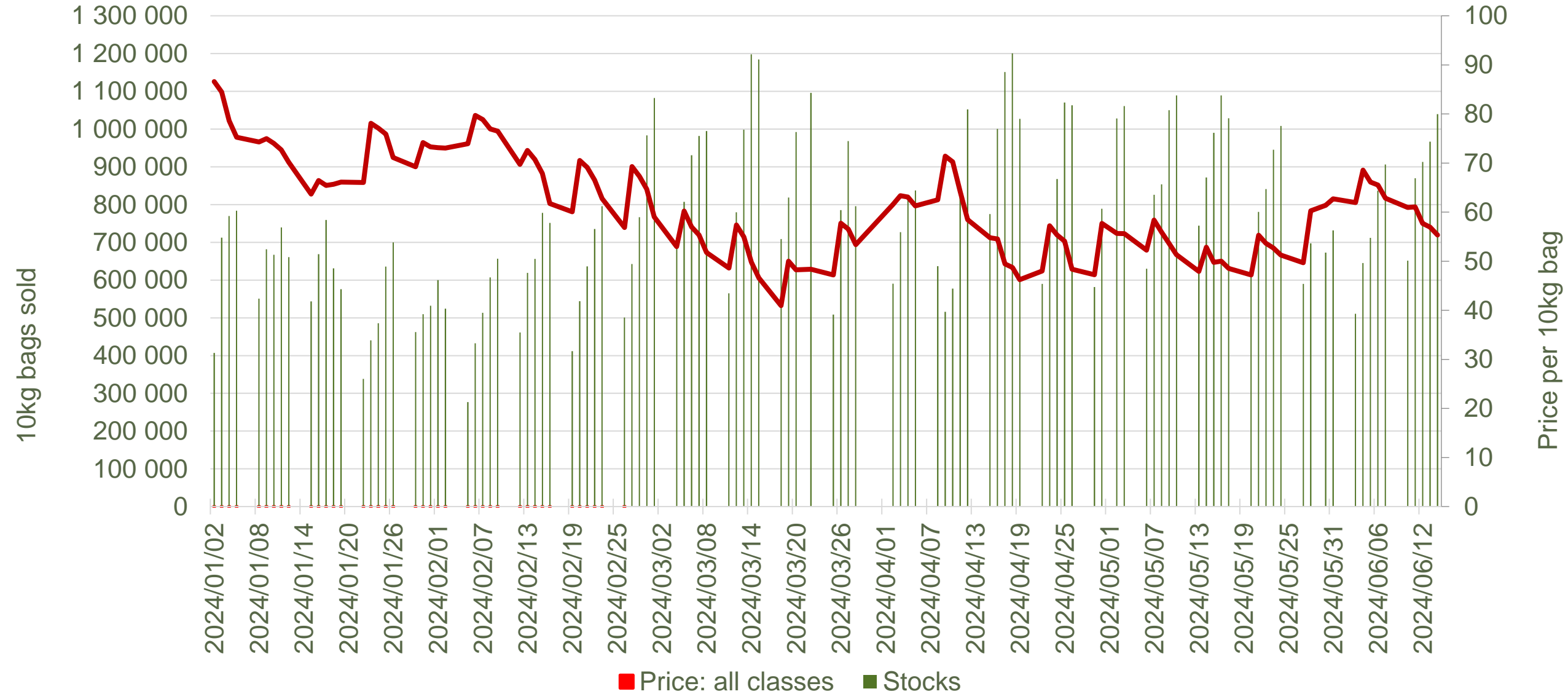


Sold 3 468 578 bags **less** than the **5-year average** (2019 to 2023) of the first 24 weeks of 2024

*Data disclaimer: Potatoes SA does not take responsibility for the accuracy or interpretation of company data re-purposed by 3rd parties*

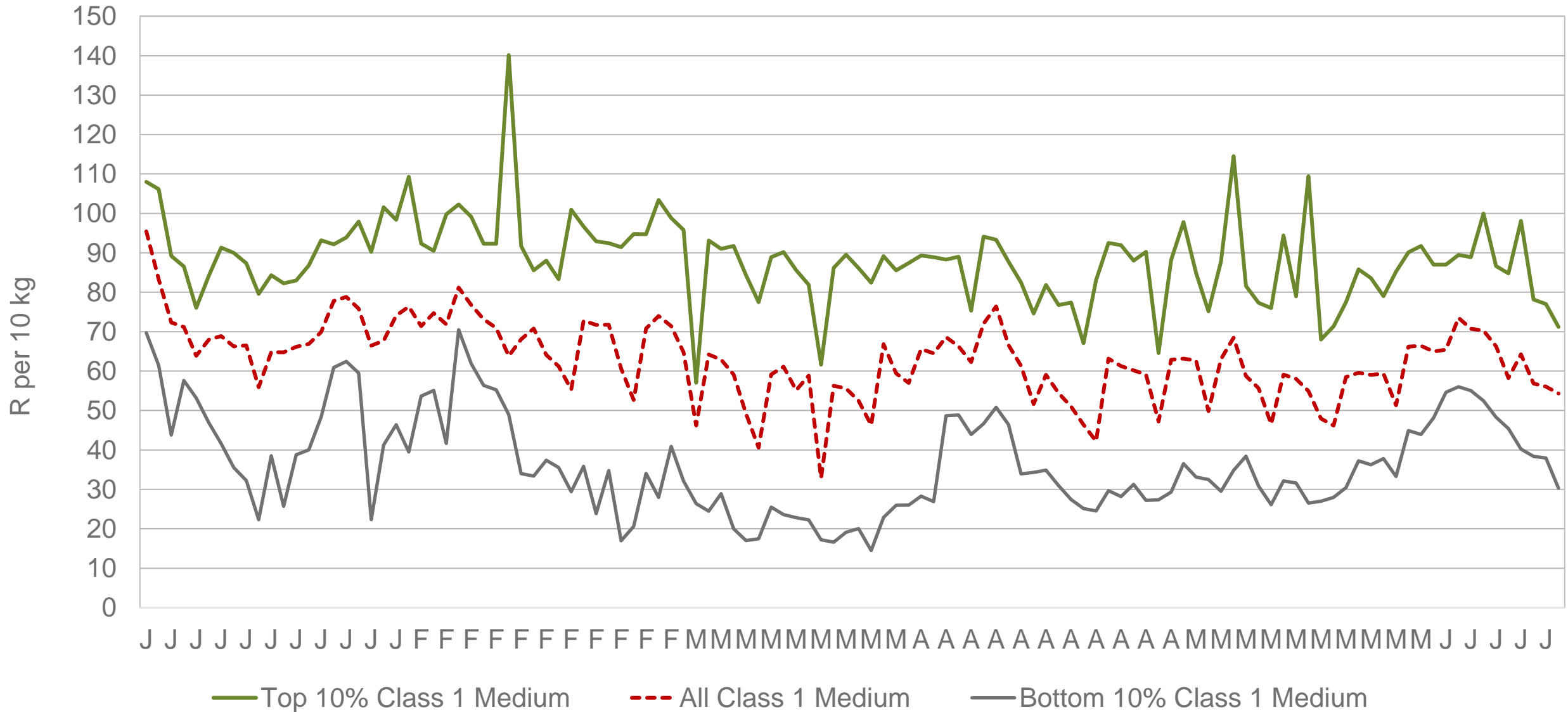


# RSA daily Price versus Daily Available stocks (all classes & all sizes)



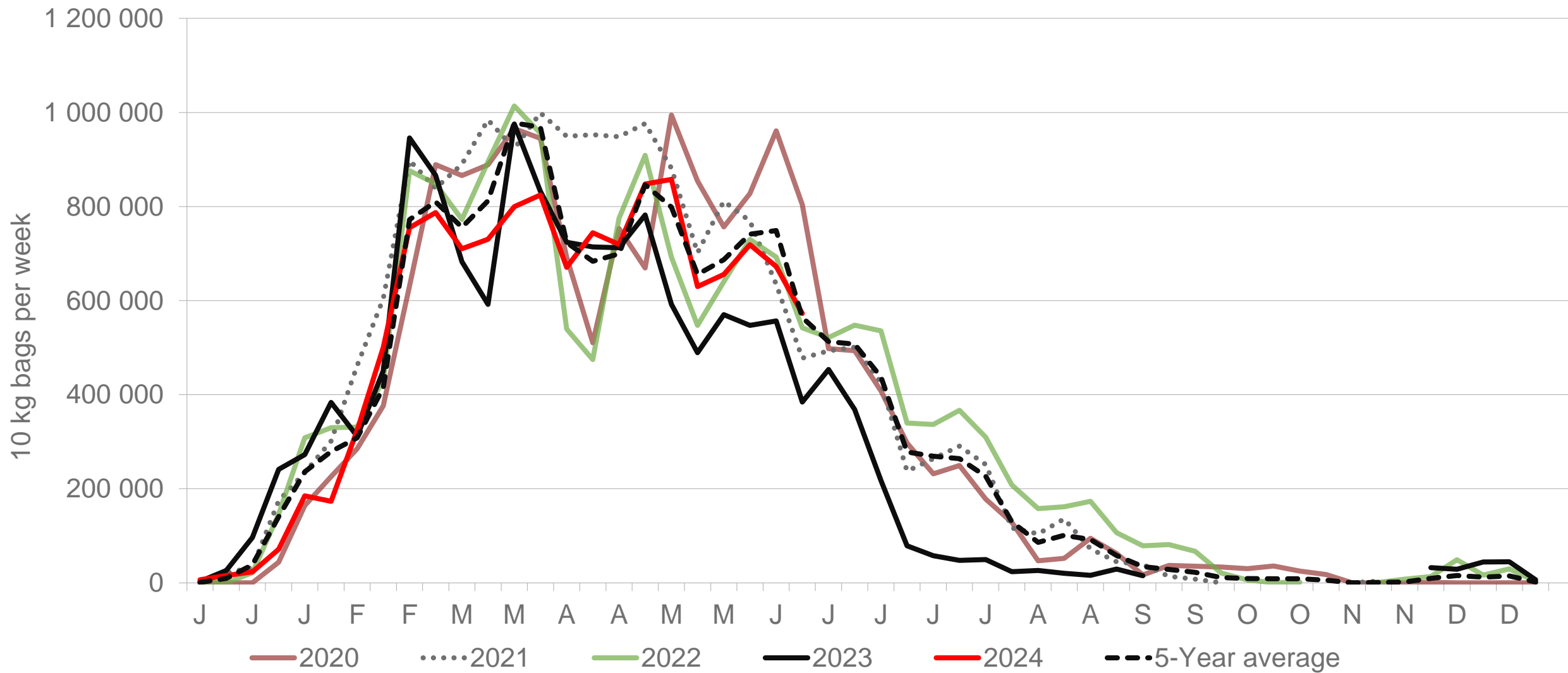
Data disclaimer: Potatoes SA does not take responsibility for the accuracy or interpretation of company data re-purposed by 3rd parties

# JHB market daily : Top 10% versus Bottom 10% prices – Class 1 Medium (Since January 2024)



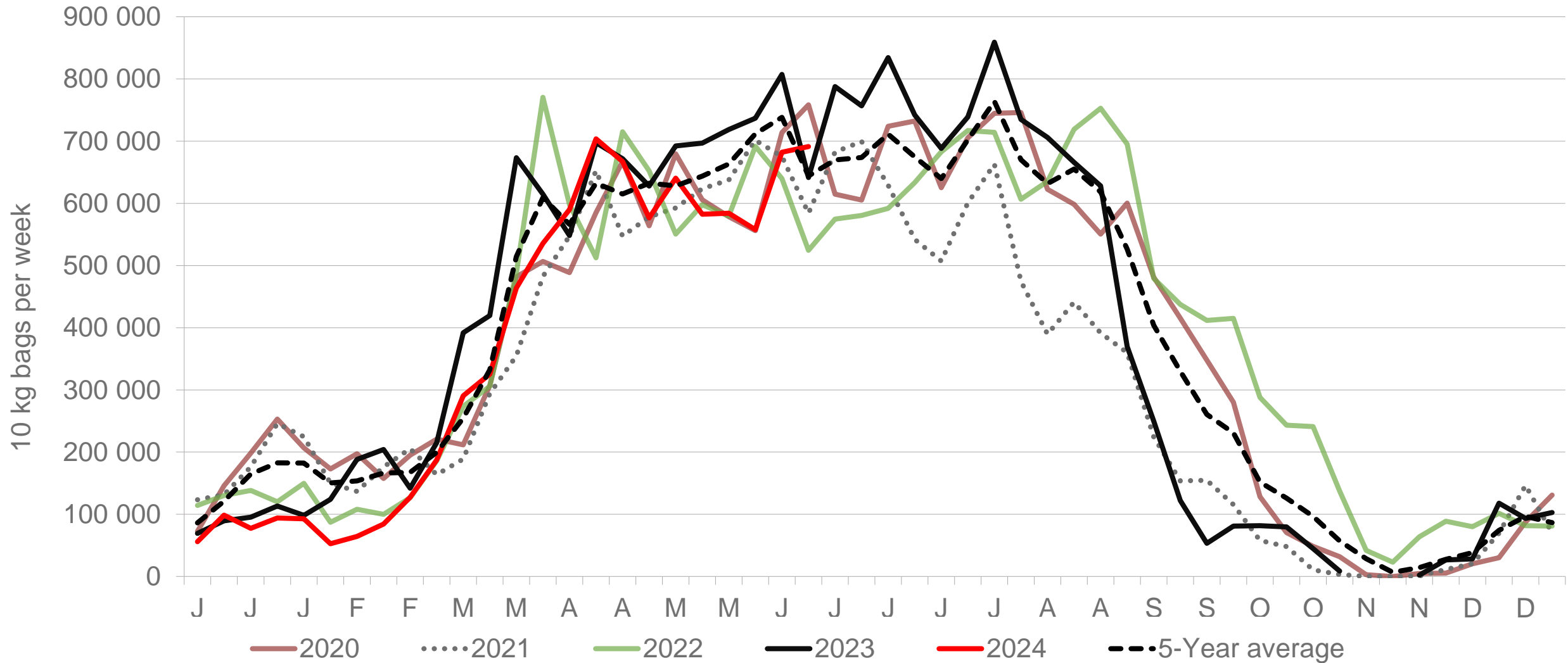
Data disclaimer: Potatoes SA does not take responsibility for the accuracy or interpretation of company data re-purposed by 3rd parties

# Eastern Free State: Amount of 10 kg bags per week sold on FPMs (all classes)



Sold 2% bags **more** than the first 24 weeks of 2023 and 676 018 bags **less** than the 5-year average (2019 to 2023) of the first 24 weeks of each year.

# Western Free State : Amount of 10 kg bags per week sold on FPMs (all classes)

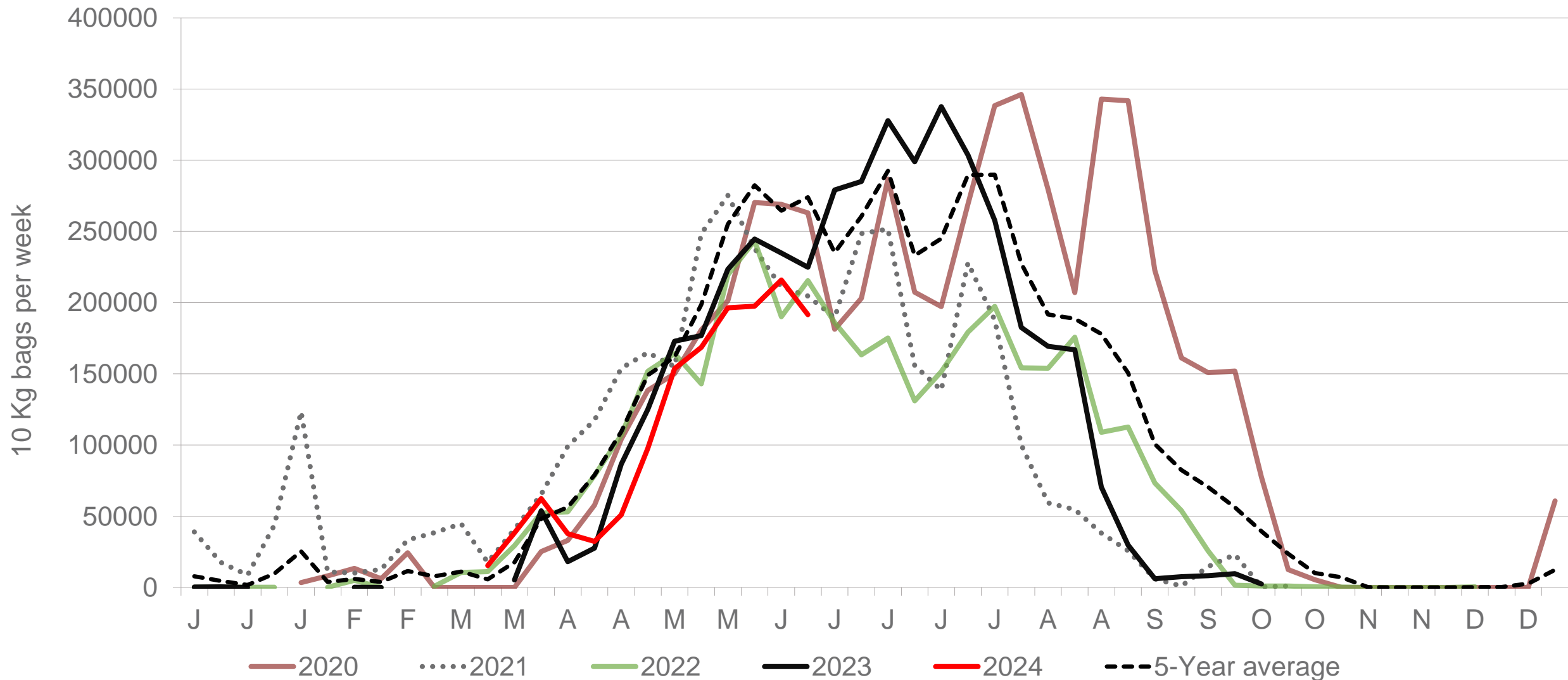


Sold 14% bags **less** than the first 24 weeks of 2023 and 934 213 bags **less** than the 5-year average (2019 to 2023) of the first 24 weeks of each year.

*Data disclaimer: Potatoes SA does not take responsibility for the accuracy or interpretation of company data re-purposed by 3rd parties*



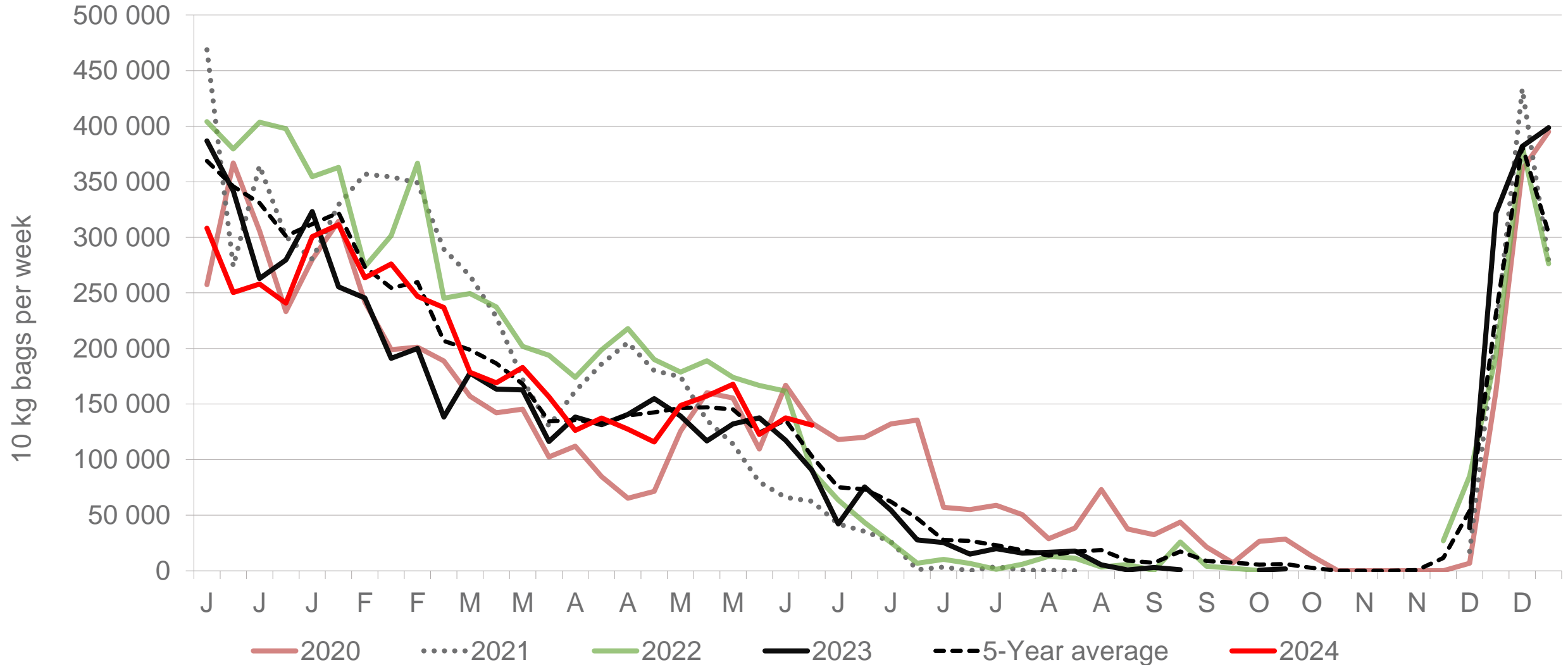
# Northern Cape: Amount of 10 kg bags per week sold on FPMs (all classes)



Sold 9% bags **less** than the first 24 weeks of 2023 and 536 674 bags **less** than the 5-year average (2019 to 2023) of the first 24 weeks of each year.

*Data disclaimer: Potatoes SA does not take responsibility for the accuracy or interpretation of company data re-purposed by 3rd parties*

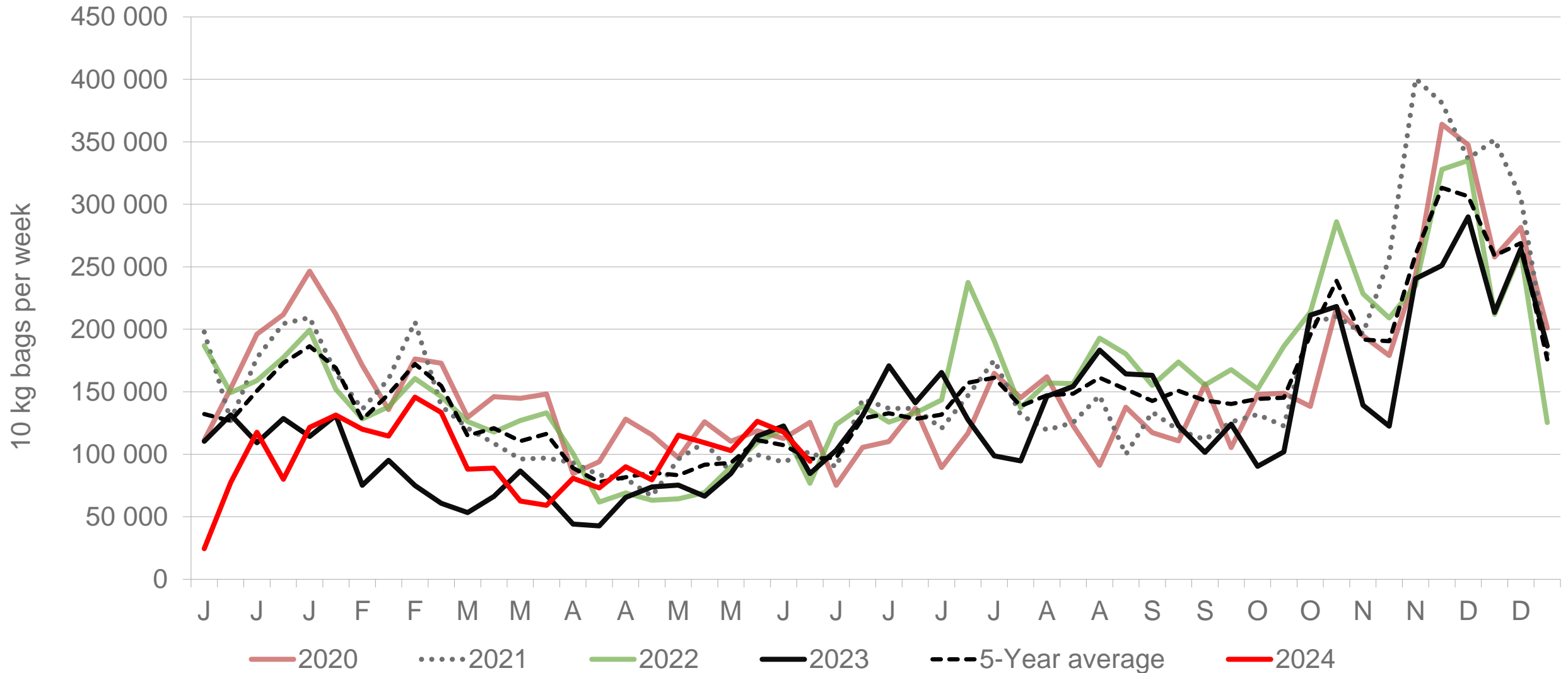
# North-West: Amount of 10 kg bags per week sold on FPMs (all classes)



Sold 5% bags **more** than the first 24 weeks of 2023 and 263 093 bags **less** than the 5-year average (2019 to 2023) of the first 24 weeks of each year.

*Data disclaimer: Potatoes SA does not take responsibility for the accuracy or interpretation of company data re-purposed by 3rd parties*

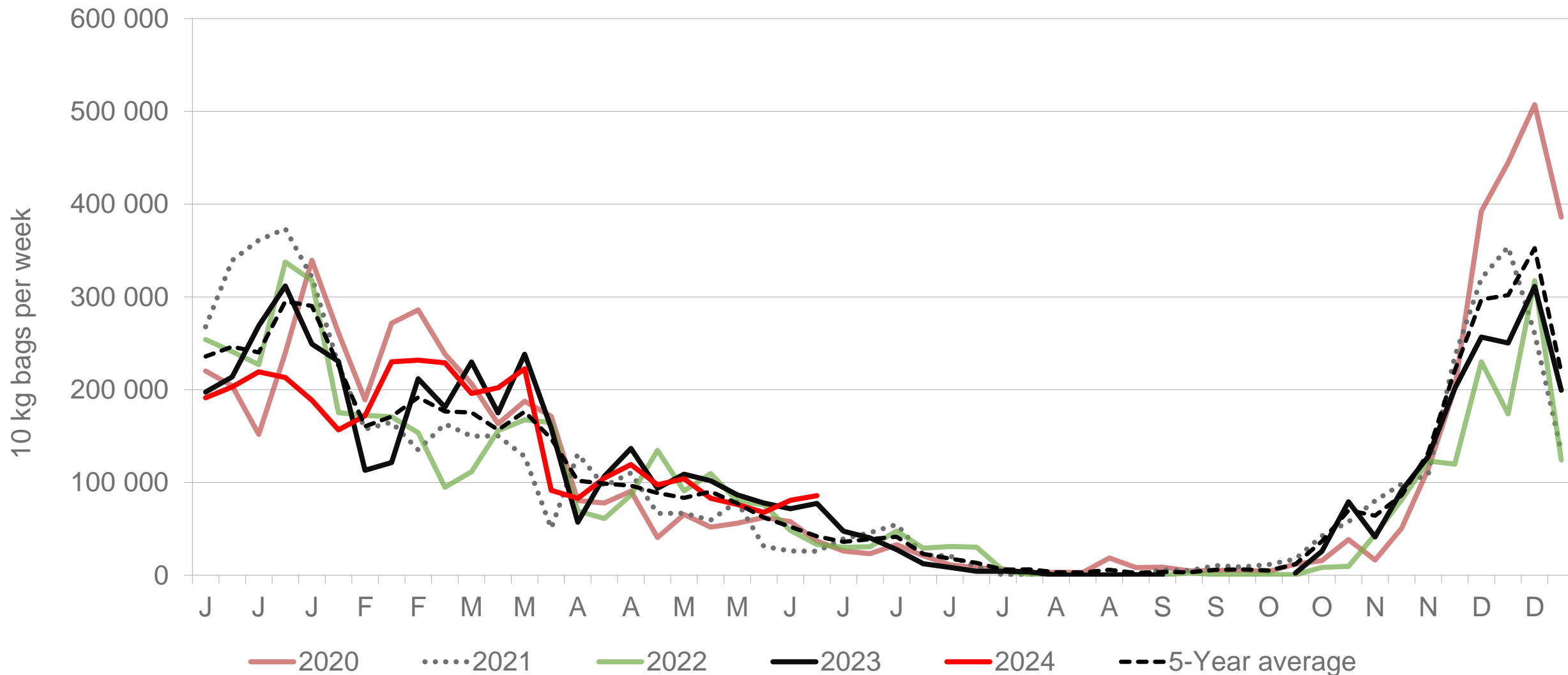
# Sandveld: Amount of 10 kg bags per week sold on FPMs (all classes)



Sold 13% bags **more** than the first 24 weeks of 2023 and 565 410 bags **less** than the 5-year average (2019 to 2023) of the first 24 weeks of each year.

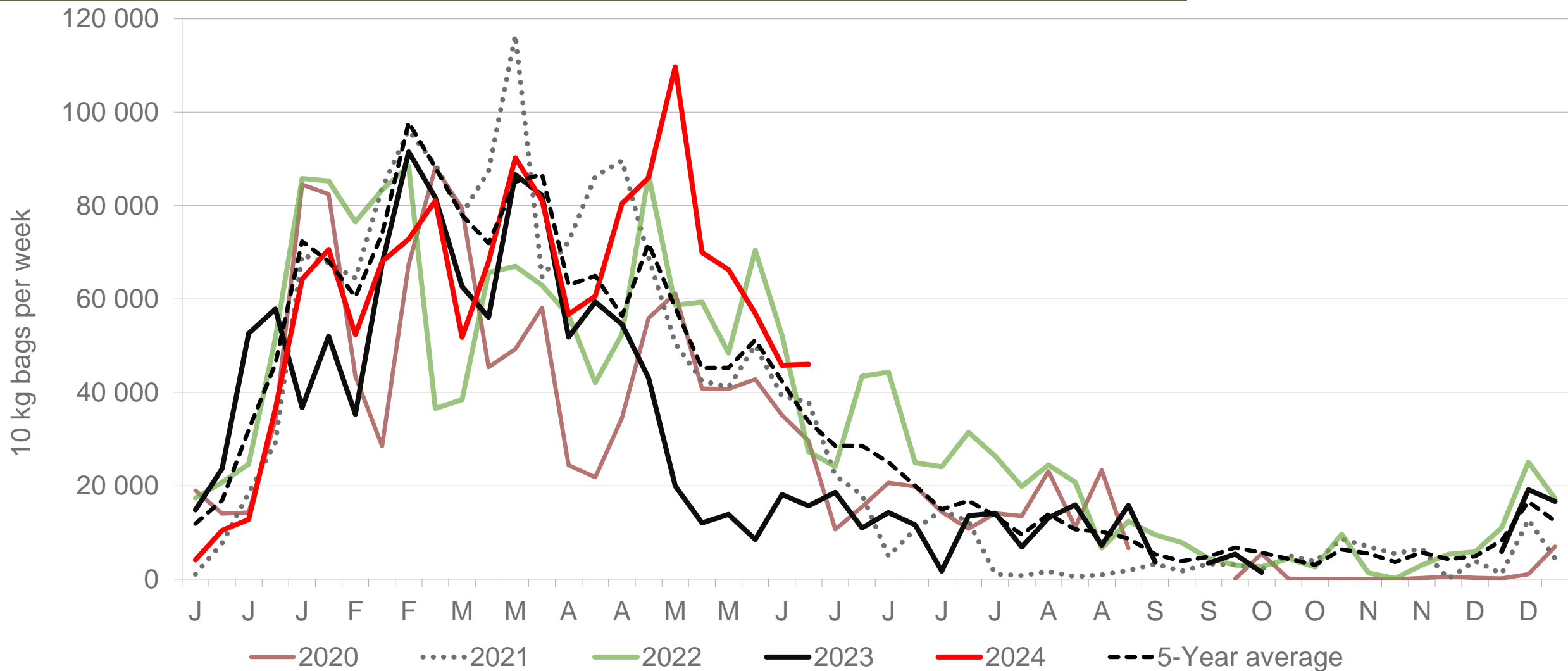
*Data disclaimer: Potatoes SA does not take responsibility for the accuracy or interpretation of company data re-purposed by 3rd parties*

# KwaZulu-Natal: Amount of 10 kg bags per week sold on FPMs (all classes)



Sold 4% bags **less** than the first 24 weeks of 2023 and 33 702 bags **less** than the 5-year average (2019 to 2023) of the first 24 weeks of each year.

# North Eastern Cape: Amount of 10 kg bags per week sold on FPMs (all classes)

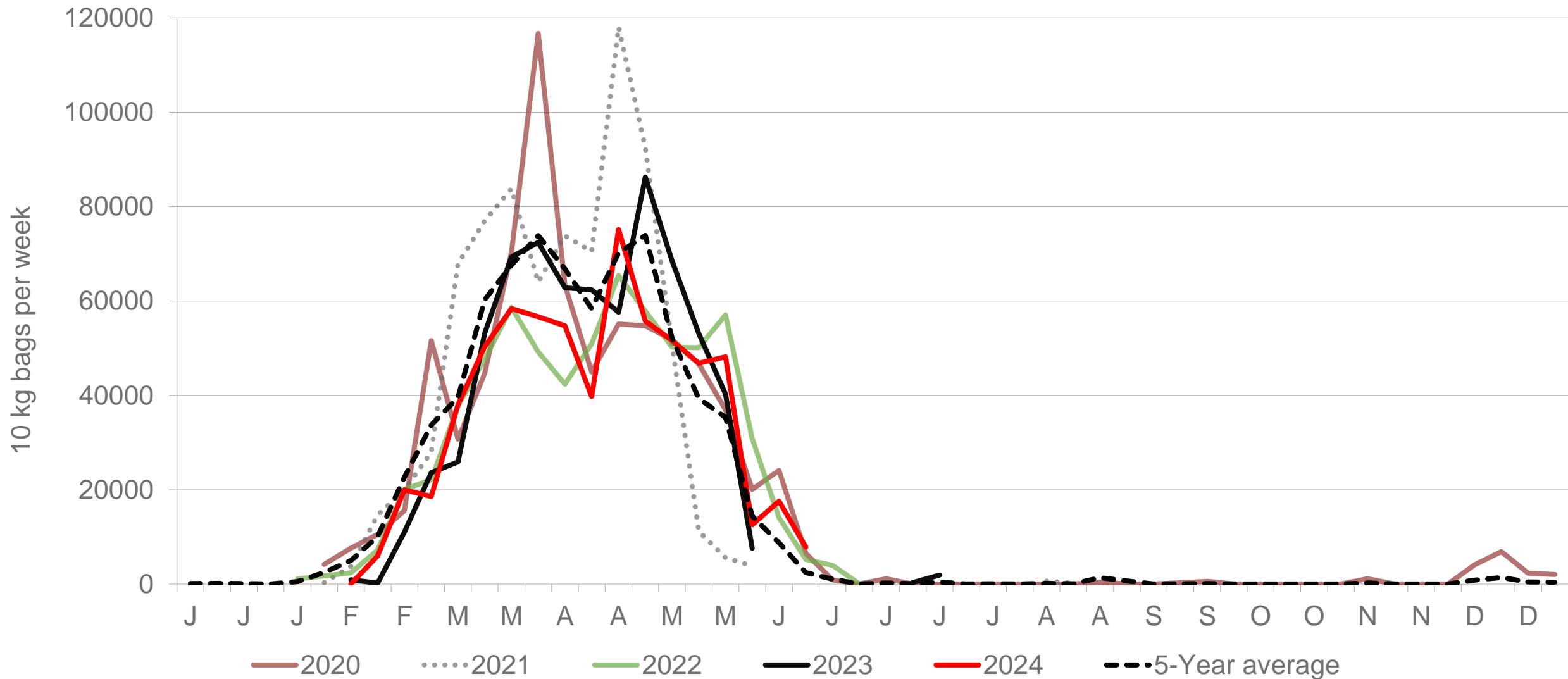


Sold 31% bags **more** than the first 24 weeks of 2023 and 21 174 bags **more** than the 5-year average (2019 to 2023) of the first 24 weeks of each year.

*Data disclaimer: Potatoes SA does not take responsibility for the accuracy or interpretation of company data re-purposed by 3rd parties*



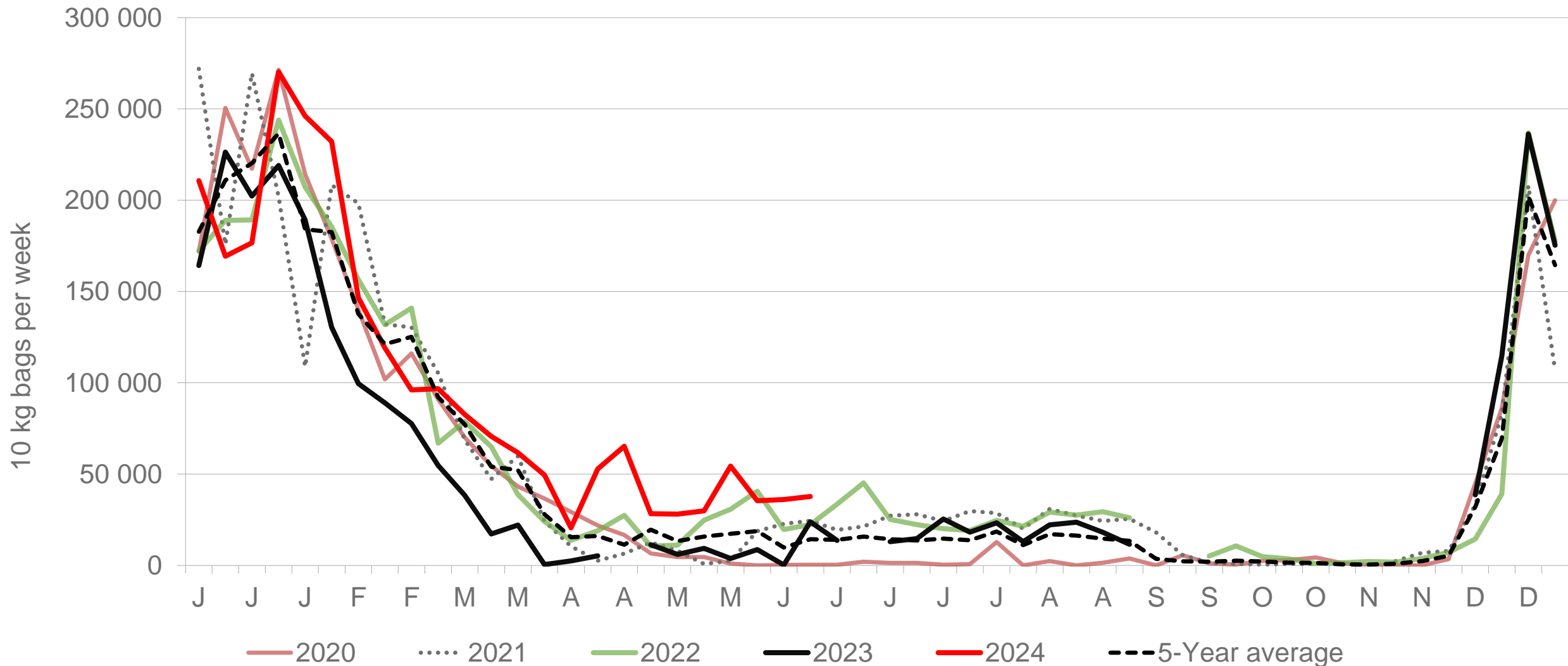
# Ceres: Amount of 10 kg bags per week sold on FPMs (all classes)



Sold 5% bags less than the first 24 weeks of 2023 and 79 857 bags less than the 5-year average (2019 to 2023) of the first 24 weeks of each year.

*Data disclaimer: Potatoes SA does not take responsibility for the accuracy or interpretation of company data re-purposed by 3rd parties*

# Gauteng: Amount of 10 kg bags per week sold on FPMs (all classes)



Sold 51% bags more than the first 24 weeks of 2023 and 360 400 bags more than the 5-year average (2019 to 2023) of the first 24 weeks of each year.

*Data disclaimer: Potatoes SA does not take responsibility for the accuracy or interpretation of company data re-purposed by 3rd parties*

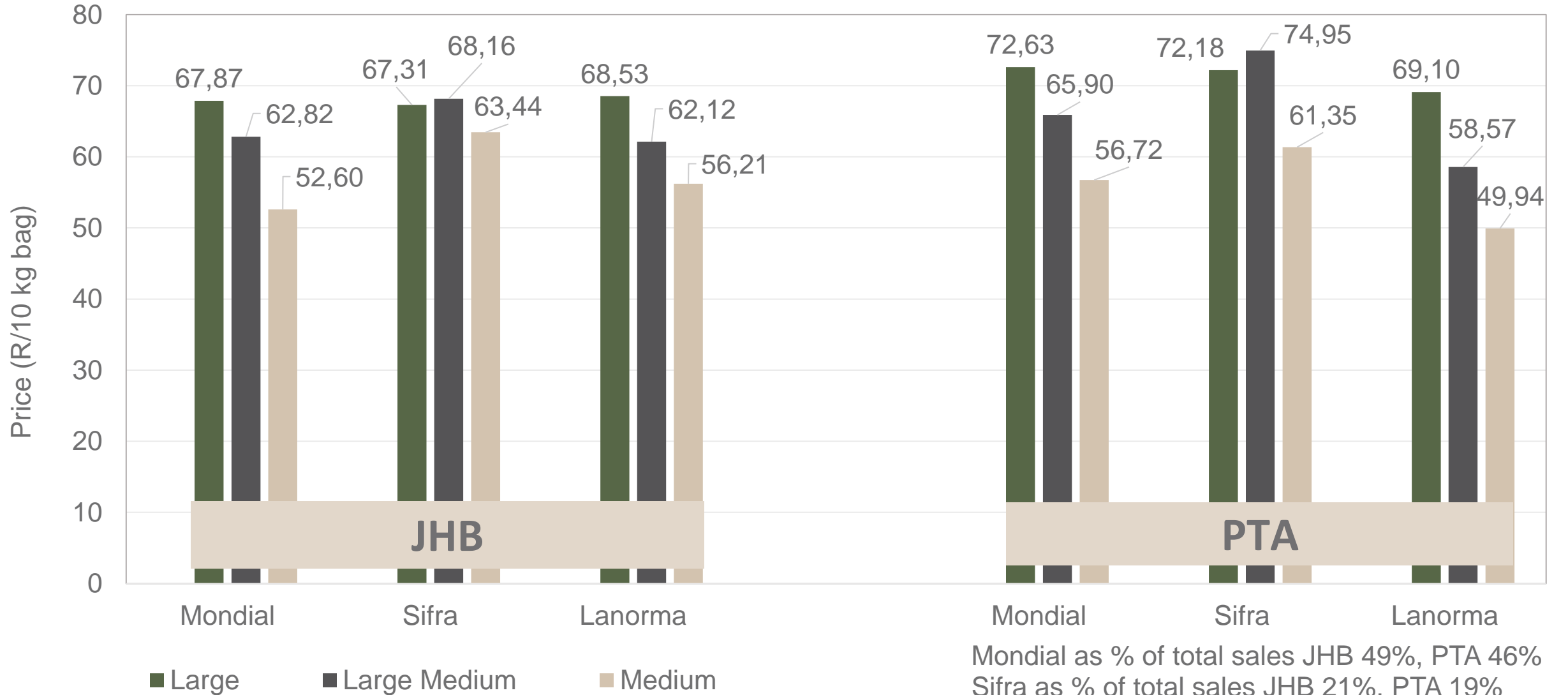
# Average weekly prices and volumes for 10 kg bags of potatoes sold on selected markets from selected production regions



Klas & Grootte	Western Free State				Eastern Free State				Northern Cape				North West				Limpopo				Sandveld		All Regions	
	JOH		PRE		JOH		PRE		JOH		PRE		JOH		PRE		JOH		PRE		CAP		All Markets	
	Volume 10kg	Prices R/10kg	Volume 10kg	Prices R/10kg	Volume 10kg	Prices R/10kg	Volume 10kg	Prices R/10kg	Volume 10kg	Prices R/10kg	Volume 10kg	Prices R/10kg	Volume 10kg	Prices R/10kg	Volume 10kg	Prices R/10kg	Volume 10kg	Prices R/10kg	Volume 10kg	Prices R/10kg	Volume 10kg	Prices R/10kg	Volume 10kg	Prices R/10kg
1L	44 518	67,79	26 939	73,25	85 015	65,70	28 056	68,21	23 245	68,99	4 119	74,96	5 687	69,25	5 086	75,35	10 720	70,26	5 211	72,77	8 636	85,10	369 040	69,37
1L/M	66 395	64,01	34 626	69,22	56 724	57,82	24 176	62,36	20 222	63,53	3 245	63,58	14 271	70,55	8 313	80,65	15 409	63,00	8 709	65,53	18 341	79,30	416 789	65,87
1M	68 564	58,28	29 174	61,11	35 405	50,85	13 157	51,68	11 613	58,15	3 296	57,55	9 066	65,26	4 248	67,67	14 275	55,93	7 109	55,31	22 491	79,20	366 536	61,00
1S	8 236	36,65	1 498	32,60	8 139	33,21	2 022	34,64	607	36,36	412	26,15	2 975	40,51	1 334	45,05	4 892	39,74	2 763	37,59	10 272	61,84	75 532	42,15
1S/M	20 855	47,08	12 064	48,12	9 990	40,67	3 176	41,07	1 770	48,32	1 100	30,13	5 899	53,83	4 311	48,61	922	51,77	902	55,00	4 684	71,65	126 406	50,62
1XL	577	65,73	-	-	-	-	-	-	870	70,01	-	-	-	-	-	-	-	-	-	-	-	-	1 547	67,77
1XS	5 669	35,72	-	-	1 993	25,60	-	-	283	25,90	-	-	5 030	36,52	-	-	2 759	37,16	-	-	-	-	16 707	33,37
1XXS	-	-	-	-	-	-	-	-	-	-	-	-	-	-	-	-	-	-	-	-	-	-	-	-
2L	11 807	56,69	11 930	59,77	35 040	56,19	17 666	59,78	2 289	57,55	2 921	66,50	80	60,00	926	70,37	3 983	58,45	629	61,67	2 229	73,84	144 739	59,19
2L/M	16 079	52,14	13 965	55,86	8 505	51,49	5 966	56,78	3 809	50,81	3 138	57,79	2 702	55,23	1 540	55,07	3 179	53,49	864	51,60	4 938	69,95	115 192	56,41
2M	16 111	44,34	7 193	50,22	11 512	43,83	5 930	45,61	861	46,31	1 058	52,72	898	48,15	1 225	50,90	1 238	45,32	677	45,25	9 885	66,67	101 353	50,74
2S	722	32,70	667	32,14	1 015	29,01	2 691	30,84	-	-	10	35,00	110	34,95	67	23,06	91	30,00	-	-	1 447	49,59	17 059	38,16
2S/M	7 831	33,65	2 302	37,17	2 464	29,74	1 191	40,07	1 032	42,42	54	42,04	660	38,33	254	45,07	95	35,47	-	-	-	-	34 141	40,61
2XL	177	60,00	-	-	-	-	-	-	-	-	-	-	-	-	-	-	-	-	-	-	-	-	539	53,34
2XS	110	17,73	-	-	-	-	-	-	-	-	-	-	-	-	-	-	-	-	-	-	-	-	310	15,97
2XXS	-	-	-	-	-	-	-	-	-	-	-	-	-	-	-	-	-	-	-	-	-	-	-	-
3L	6 134	43,16	5 174	53,64	13 223	46,15	12 186	52,44	5 138	39,81	1 015	48,32	-	-	110	58,18	320	53,13	39	60,38	440	65,50	69 063	48,90
3L/M	5 118	46,71	5 606	46,24	11 705	41,70	6 478	47,02	3 177	35,24	-	-	-	-	1 205	52,81	100	50,00	330	58,38	-	-	51 480	45,26
3M	16 435	26,82	7 396	32,27	10 560	34,49	6 218	37,86	4 905	34,54	319	36,24	110	33,55	220	32,50	110	40,00	220	59,07	266	48,23	85 159	34,99
3S/M	320	23,77	399	29,77	810	28,49	601	33,82	1 304	28,31	110	22,96	-	-	550	25,00	-	-	-	-	-	-	13 050	27,31
3XS	-	-	-	-	-	-	-	-	-	-	-	-	-	-	-	-	-	-	-	-	-	-	1 221	14,00
3XXS	-	-	-	-	-	-	-	-	-	-	-	-	-	-	-	-	-	-	-	-	-	-	-	-
4L	-	-	329	33,98	-	-	3 693	42,91	-	-	-	-	-	-	-	-	-	-	-	-	-	-	5 260	41,30
4L/M	-	-	-	-	-	-	220	35,00	-	-	-	-	-	-	-	-	-	-	-	-	-	-	831	37,00
4M	-	-	903	19,76	-	-	752	32,42	-	-	-	-	-	-	110	40,00	-	-	-	-	-	-	5 941	26,54
4S	-	-	-	-	-	-	-	-	-	-	-	-	-	-	-	-	-	-	-	-	-	-	-	-
4S/M	-	-	-	-	-	-	407	26,96	-	-	-	-	-	-	-	-	-	-	-	-	-	-	407	26,96
Total	295 658	55,00	160 686	59,56	292 100	54,41	135 868	55,49	84 533	56,62	20 899	59,70	47 488	59,90	30 970	65,43	58 093	57,81	27 965	59,32	94 433	70,32	2 048 501	57,85

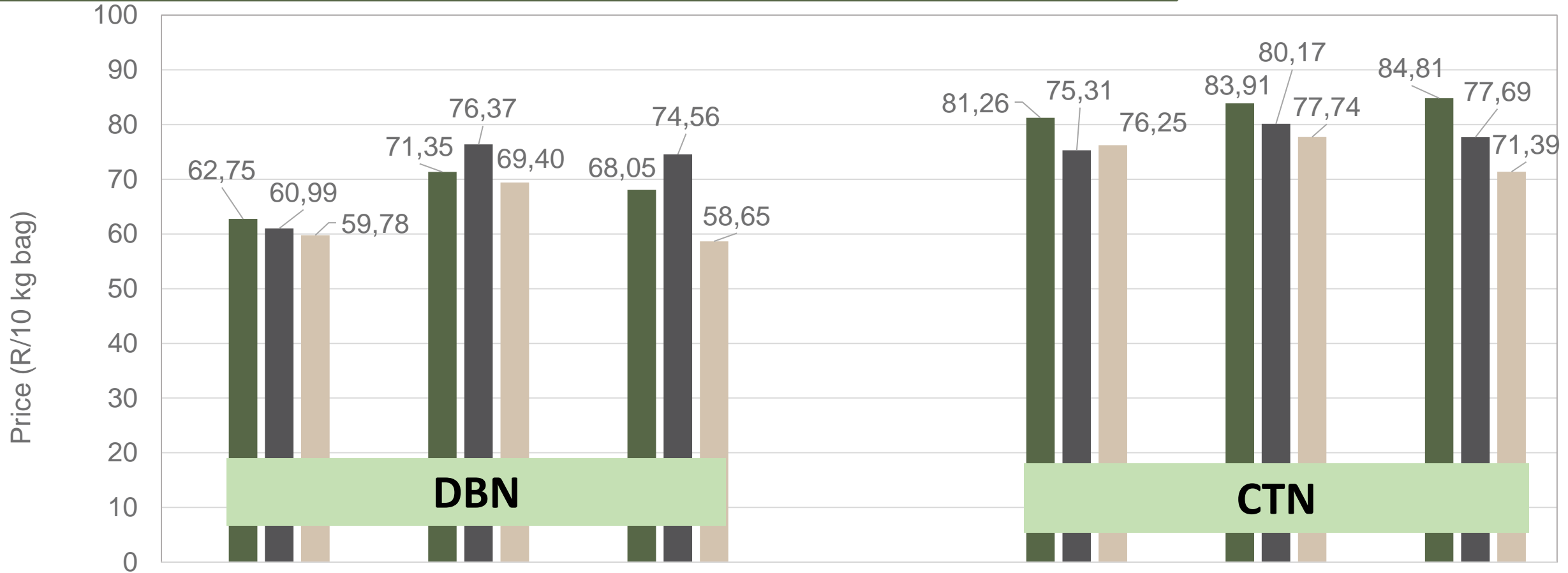
Data disclaimer: Potatoes SA does not take responsibility for the accuracy or interpretation of company data re-purposed by 3rd parties

# PTA & JHB markets: Average Prices - Different Sizes (only 10 kg bags)



Mondial as % of total sales JHB 49%, PTA 46%  
 Sifra as % of total sales JHB 21%, PTA 19%  
 Lanorma as % of total sales JHB 9%, PTA 7,18%

# DBN & CTN markets: Average Prices - Different Sizes (only 10 kg bags)



Mondial as % of total sales DBN 41%, CTN 25%  
 Sifra as % of total sales DBN 33%, CTN 32%  
 Lanorma as % of total sales DBN 9%, CTN 14%



# Hectares planted to date for season 2023 versus 2024

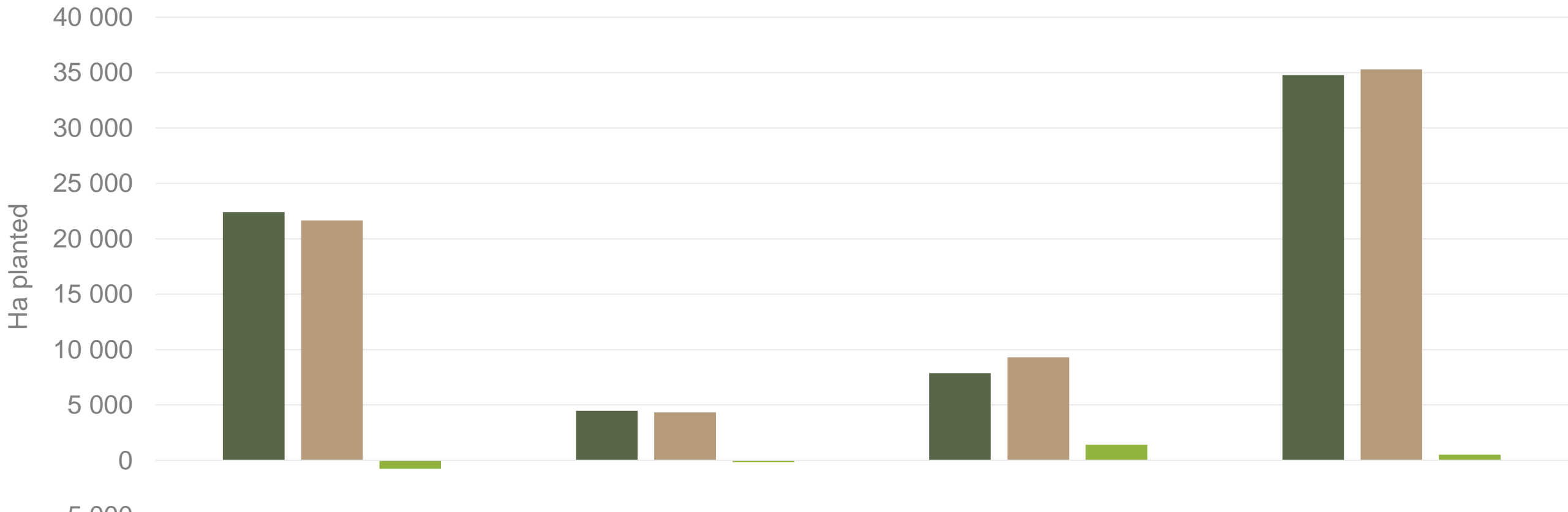



	Table	Process	Seed	Total
■ 2023	22 420	4 481	7 880	34 781
■ 2024	21 660	4 328	9 302	35 290
■ Changes	-760	-154	1 423	509


*Regions finished: Limpopo early, Gauteng late, North west main, Eastern Free State main, Western Free State early and late, Southwestern Free State main, Ceres main, Eastern Cape winter and summer, North Eastern Cape main, Northern cape early and main*


**Data disclaimer: Potatoes SA does not take responsibility for the accuracy or interpretation of company data re-purposed by 3rd parties**


# Thank you for your time

Feel free to contact us

 [Dikgetho@potatoes.co.za](mailto:Dikgetho@potatoes.co.za)  
[Billy@potatoes.co.za](mailto:Billy@potatoes.co.za)

 +27 (0)12 349 1906

 6 De Havilland Crescent  
Persequor Techno Park  
Persequor Park  
Pretoria

 [www.potatoes.co.za](http://www.potatoes.co.za)



Potatoes  
Aartappels SA