



**Weekly Market Information**

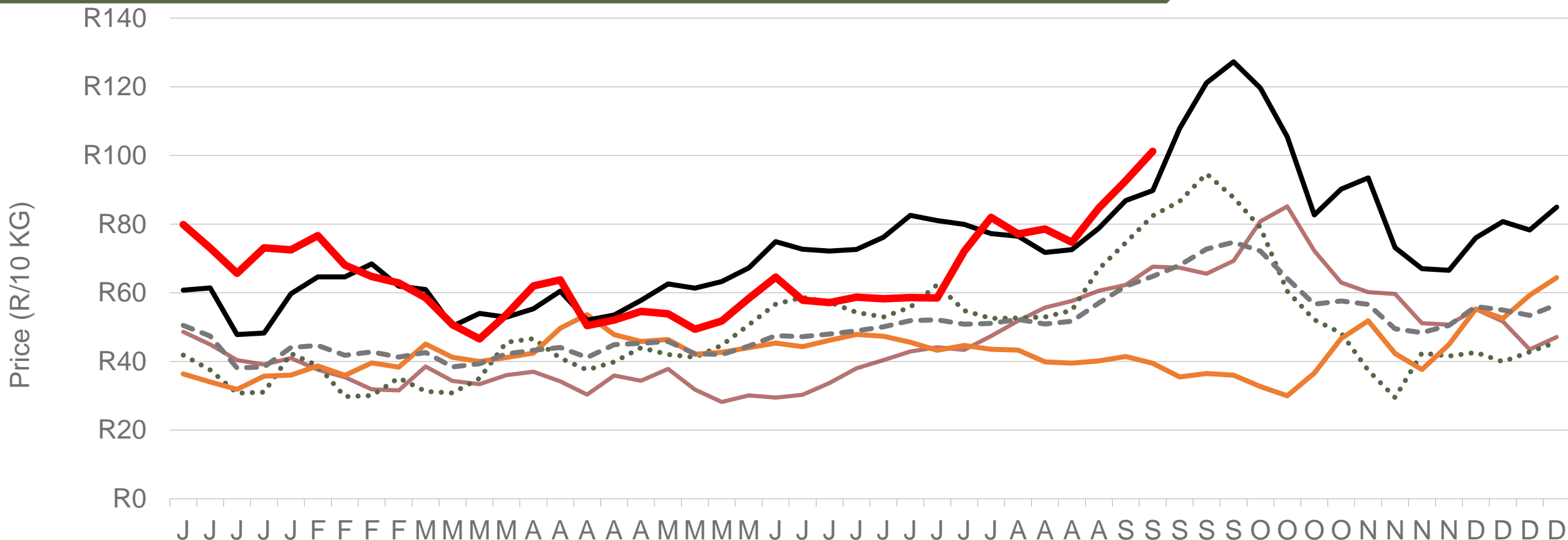
**13 September 2024**



**Potatoes  
Aartappels SA**

[www.potatoes.co.za](http://www.potatoes.co.za)

# Average weekly price – all markets & all classes





— 2020    ..... 2021    — 2022    — 2023    — 2024    - - - 5-Year average



Number of bags sold

**19%**

(Week on Week)



Average weekly price

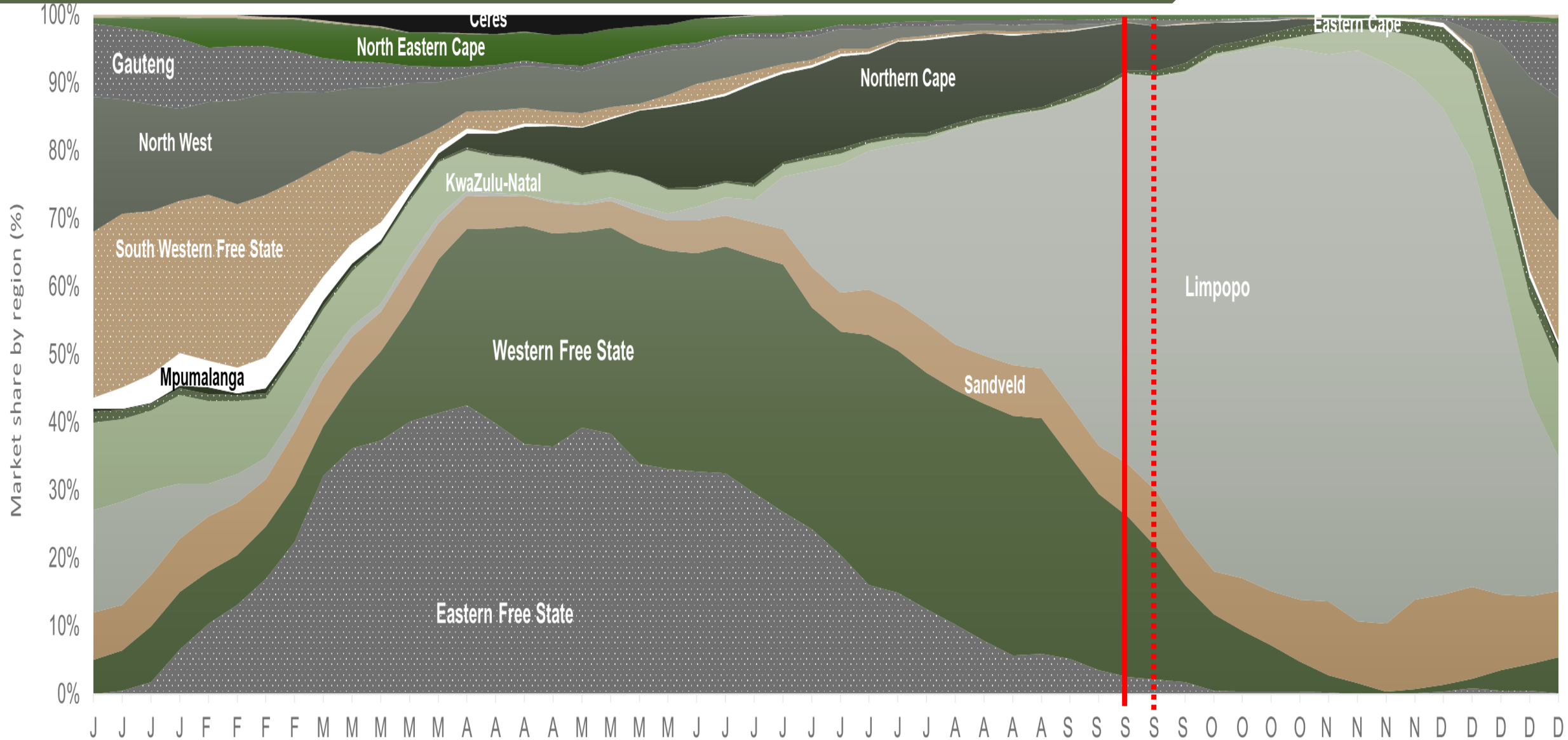
**9%**

(Week on week)



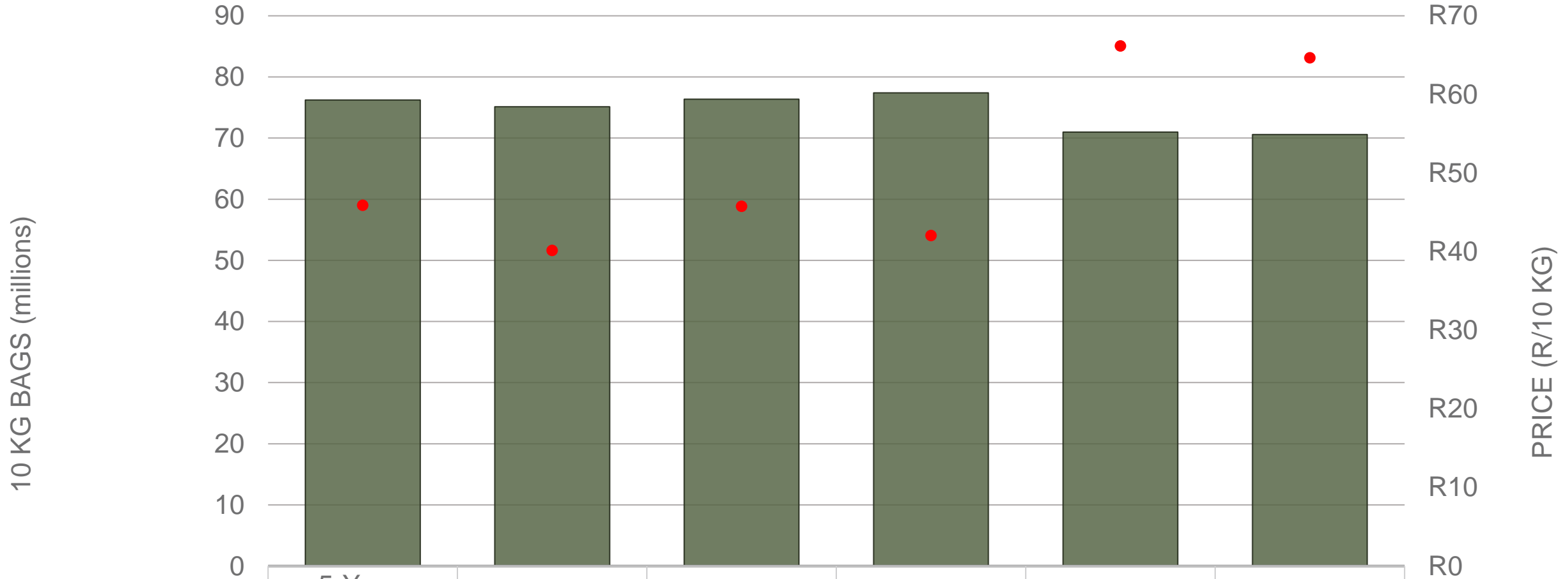
Data disclaimer: Potatoes SA does not take responsibility for the accuracy or interpretation of company data re-purposed by 3rd parties

# Market share of regions on fresh produce markets



Data disclaimer: Potatoes SA does not take responsibility for the accuracy or interpretation of company data re-purposed by 3rd parties

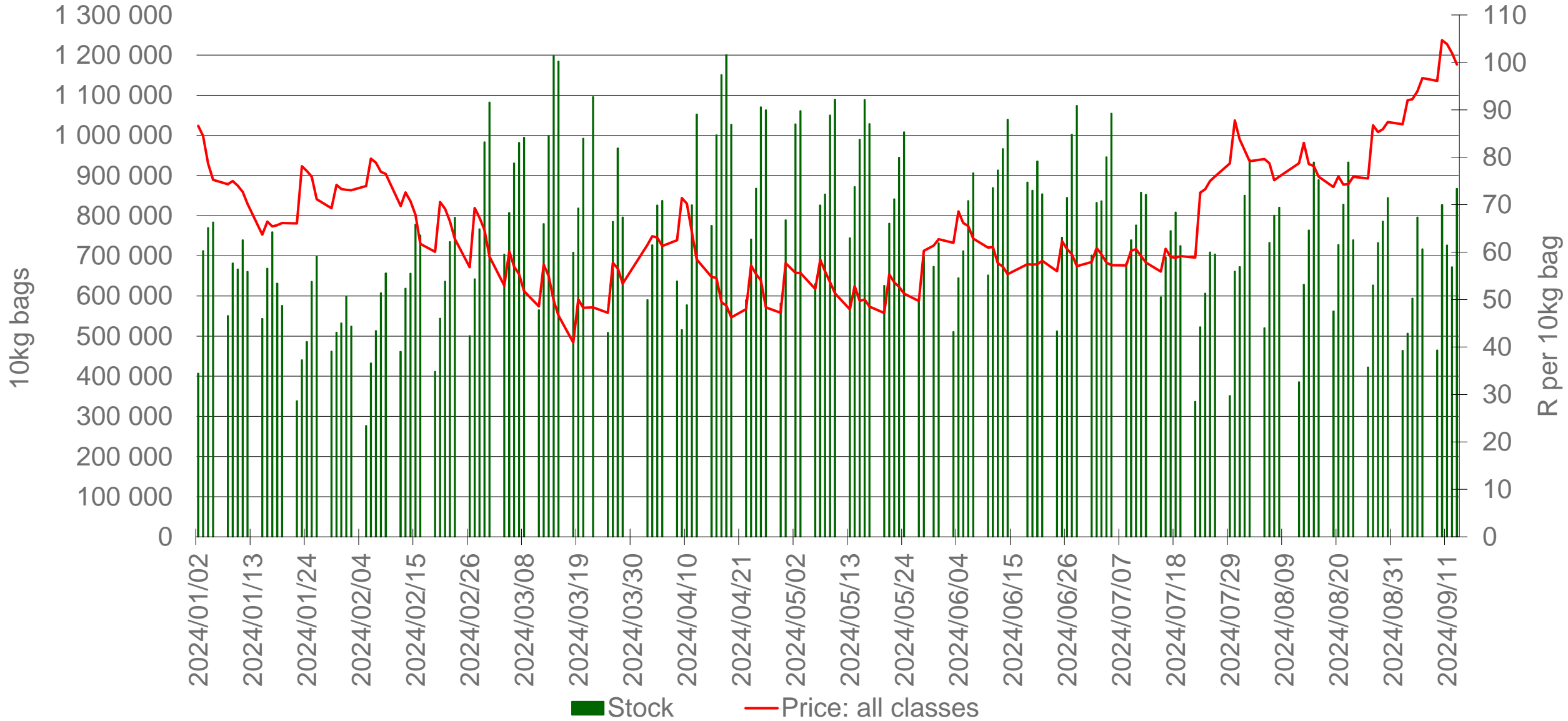
# Cumulative total number of 10 kg bags sold on markets:



Sold 5 629 152 bags **less** than the **5-year average** (2019 to 2023) of the first 37 weeks of 2024

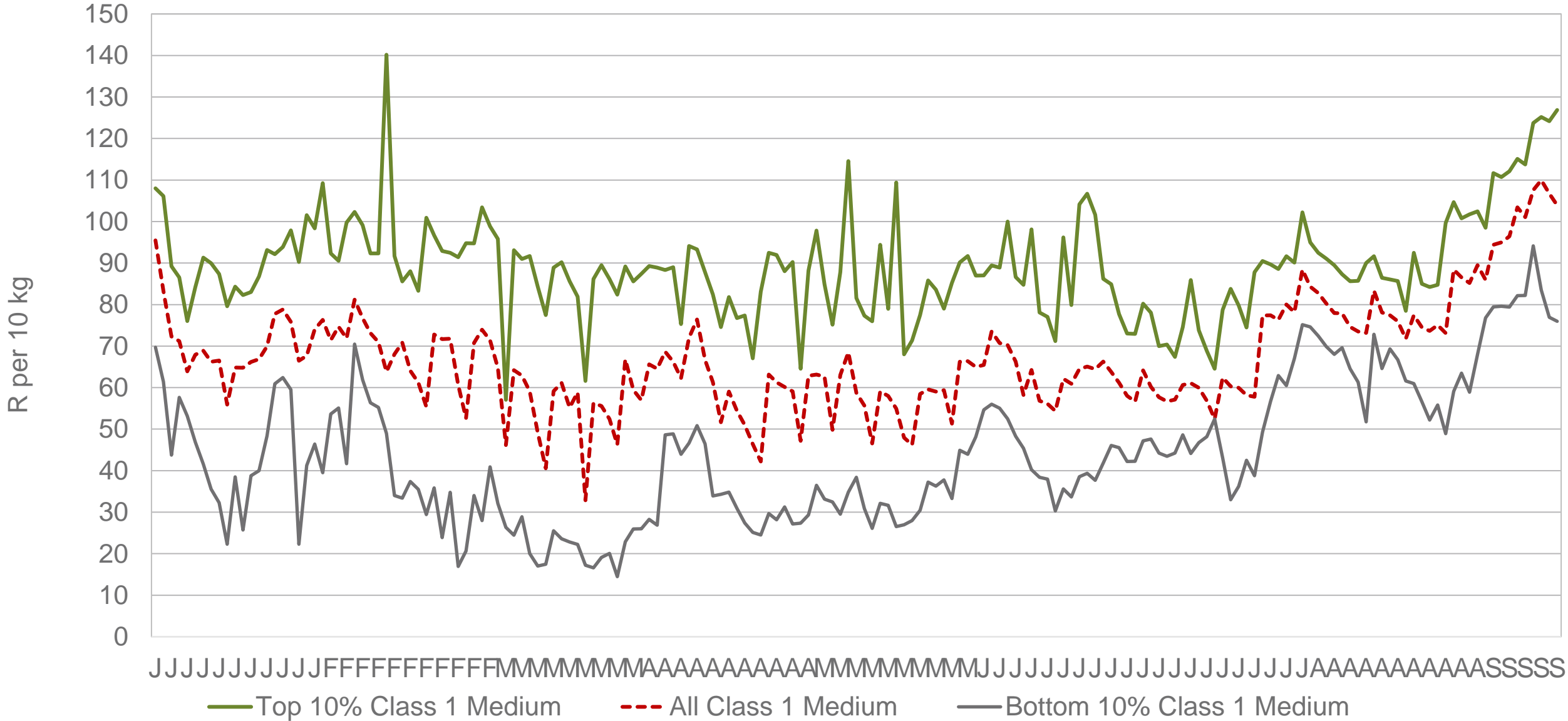
*Data disclaimer: Potatoes SA does not take responsibility for the accuracy or interpretation of company data re-purposed by 3rd parties*

# RSA daily Price versus Daily Available stocks (all classes & all sizes)



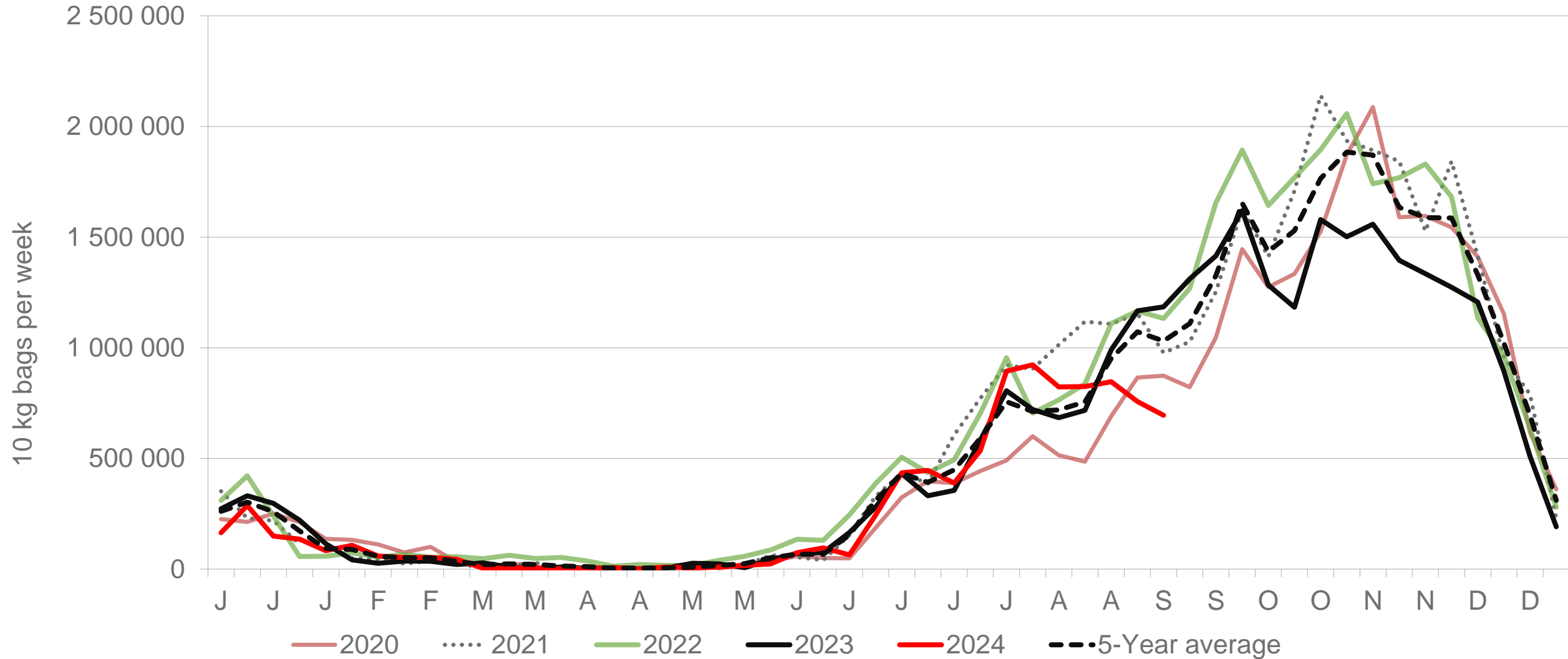
Data disclaimer: Potatoes SA does not take responsibility for the accuracy or interpretation of company data re-purposed by 3rd parties

# JHB market daily : Top 10% versus Bottom 10% prices – Class 1 Medium (Since January 2024)



Data disclaimer: Potatoes SA does not take responsibility for the accuracy or interpretation of company data re-purposed by 3rd parties

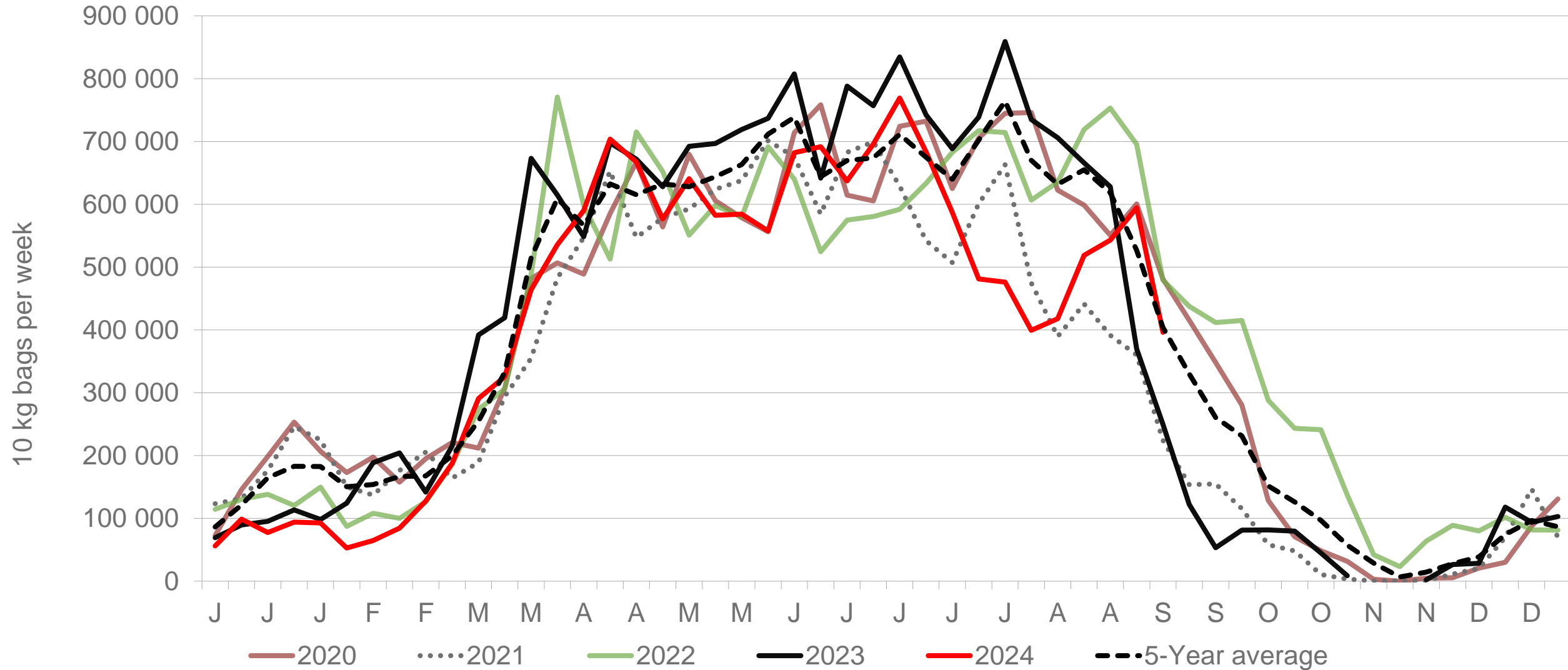
# Limpopo: Amount of 10 kg bags per week sold on FPMs (all classes)



Sold 8% bags **less** than the first 37 weeks of 2023 and 765 789 bags **less** than the 5-year average (2019 to 2023) of the first 37 week of each year.

*Data disclaimer: Potatoes SA does not take responsibility for the accuracy or interpretation of company data re-purposed by 3rd parties*

# Western Free State : Amount of 10 kg bags per week sold on FPMs (all classes)

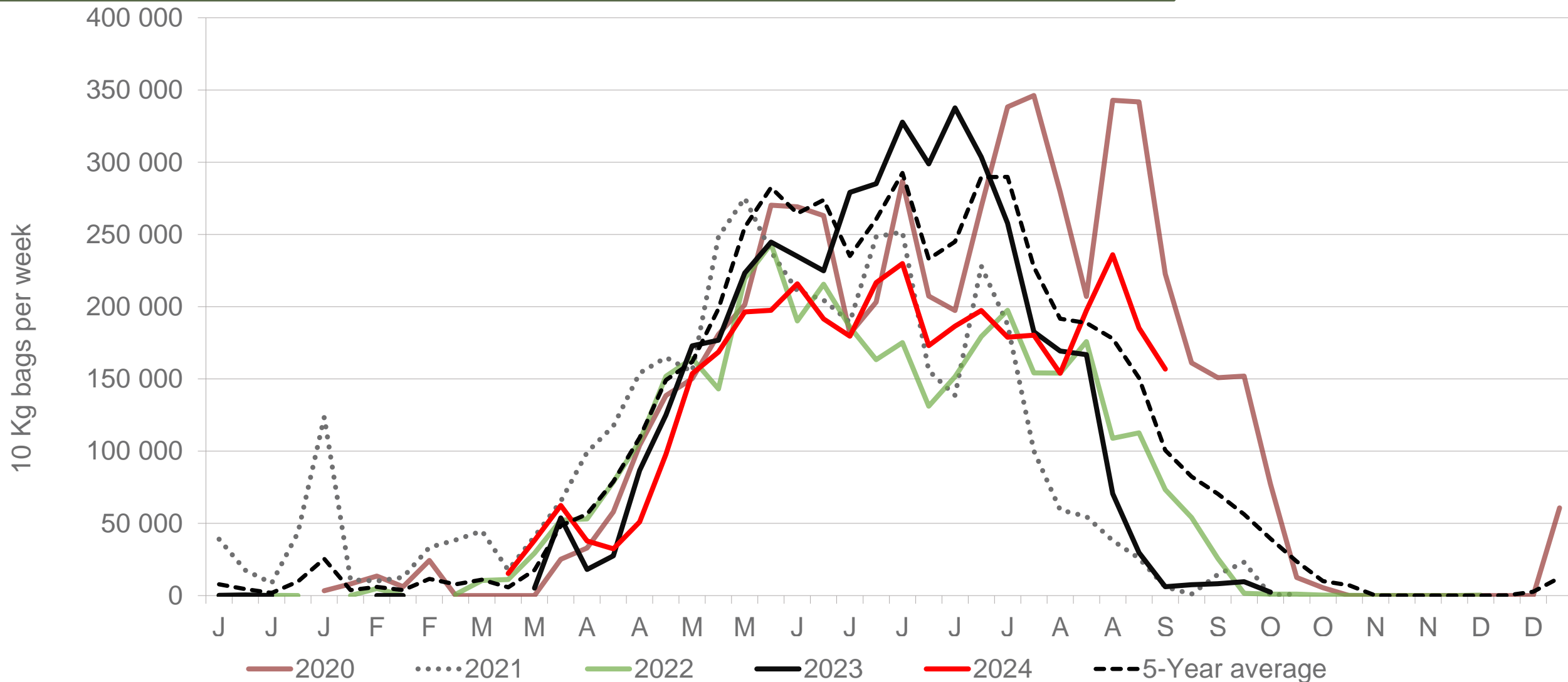


Sold 16% bags **less** than the first 37 weeks of 2023 and 2 076 197 bags **less** than the 5-year average (2019 to 2023) of the first 37 weeks of each year.

*Data disclaimer: Potatoes SA does not take responsibility for the accuracy or interpretation of company data re-purposed by 3rd parties*



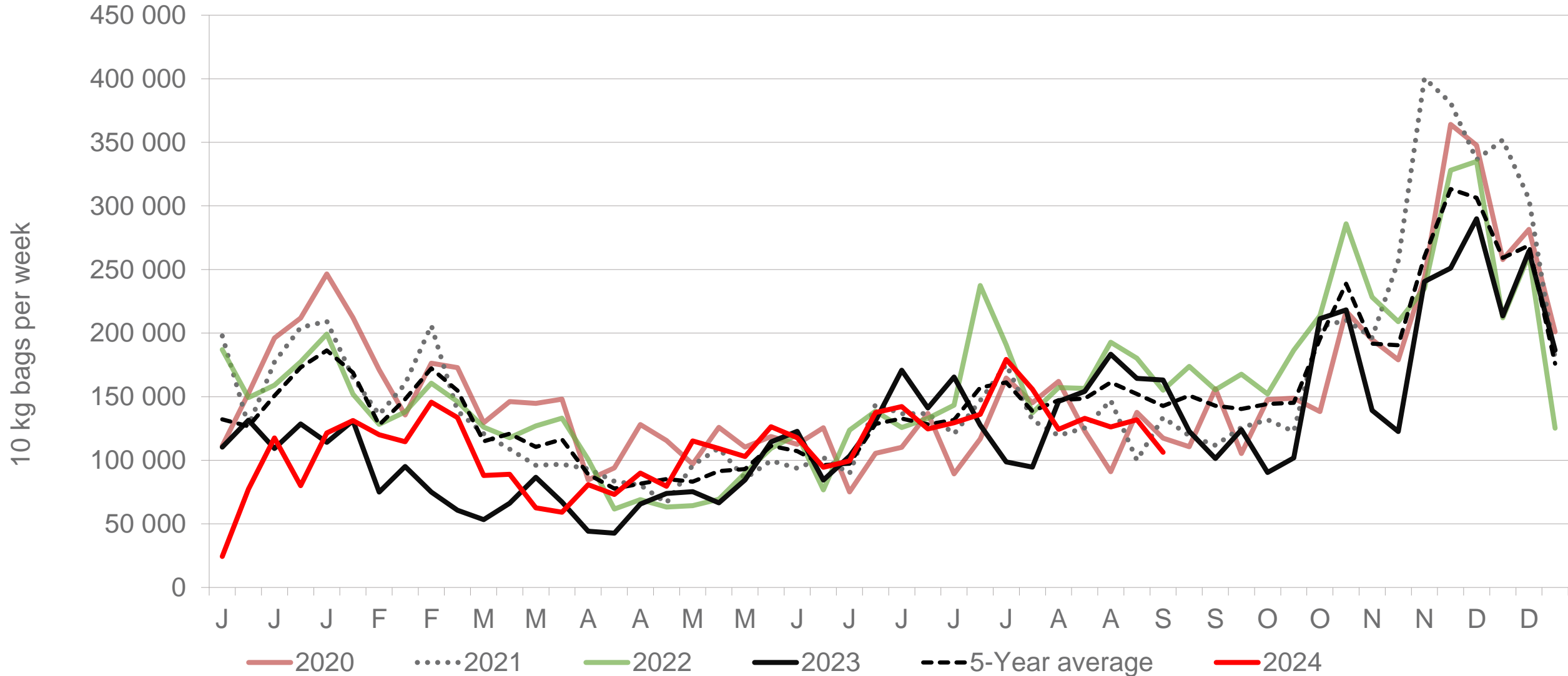
# Northern Cape: Amount of 10 kg bags per week sold on FPMs (all classes)



Sold 9% bags **less** than the first 37 weeks of 2023 and 948 206 bags **less** than the 5-year average (2019 to 2023) of the first 37 weeks of each year.

*Data disclaimer: Potatoes SA does not take responsibility for the accuracy or interpretation of company data re-purposed by 3rd parties*

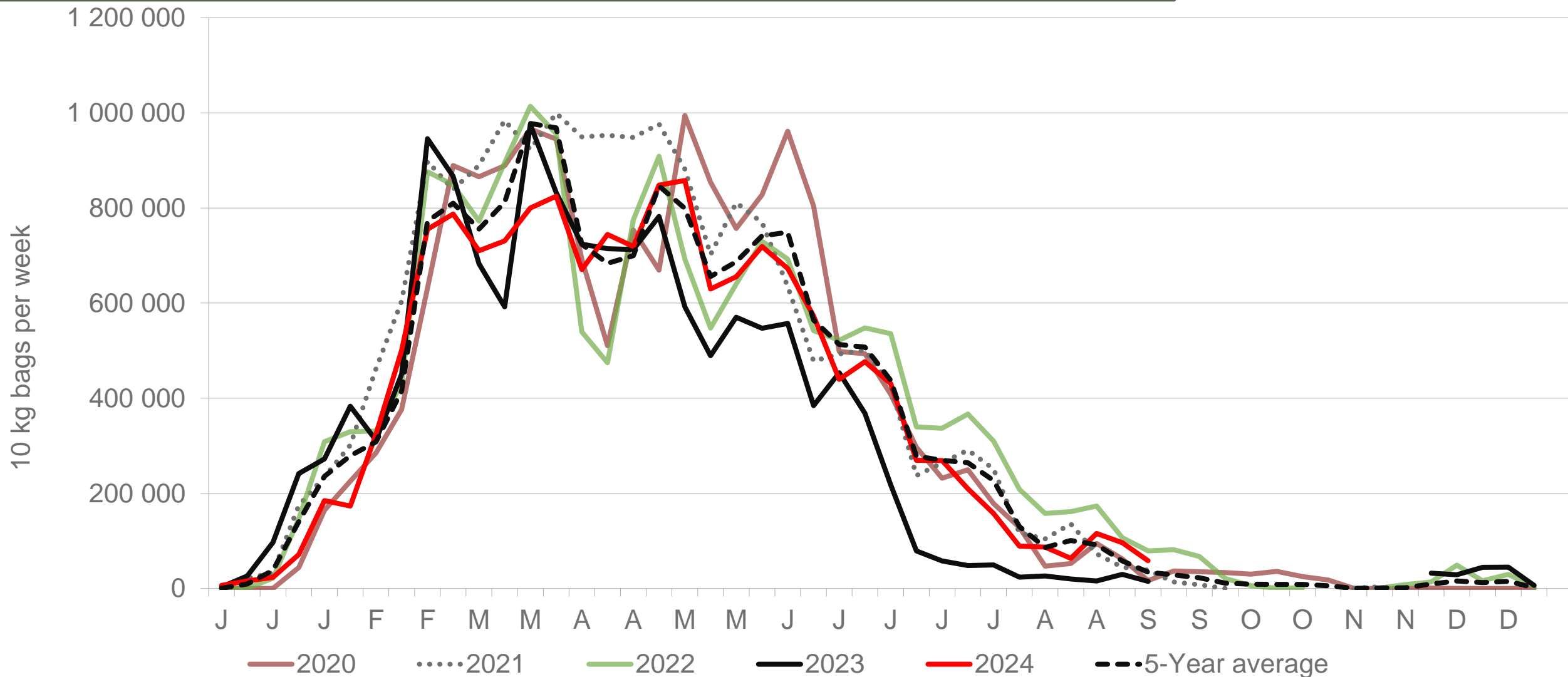
# Sandveld: Amount of 10 kg bags per week sold on FPMs (all classes)



Sold 4% bags **more** than the first 37 weeks of 2023 and 666 451 bags **less** than the 5-year average (2019 to 2023) of the first 37 weeks of each year.

*Data disclaimer: Potatoes SA does not take responsibility for the accuracy or interpretation of company data re-purposed by 3rd parties*

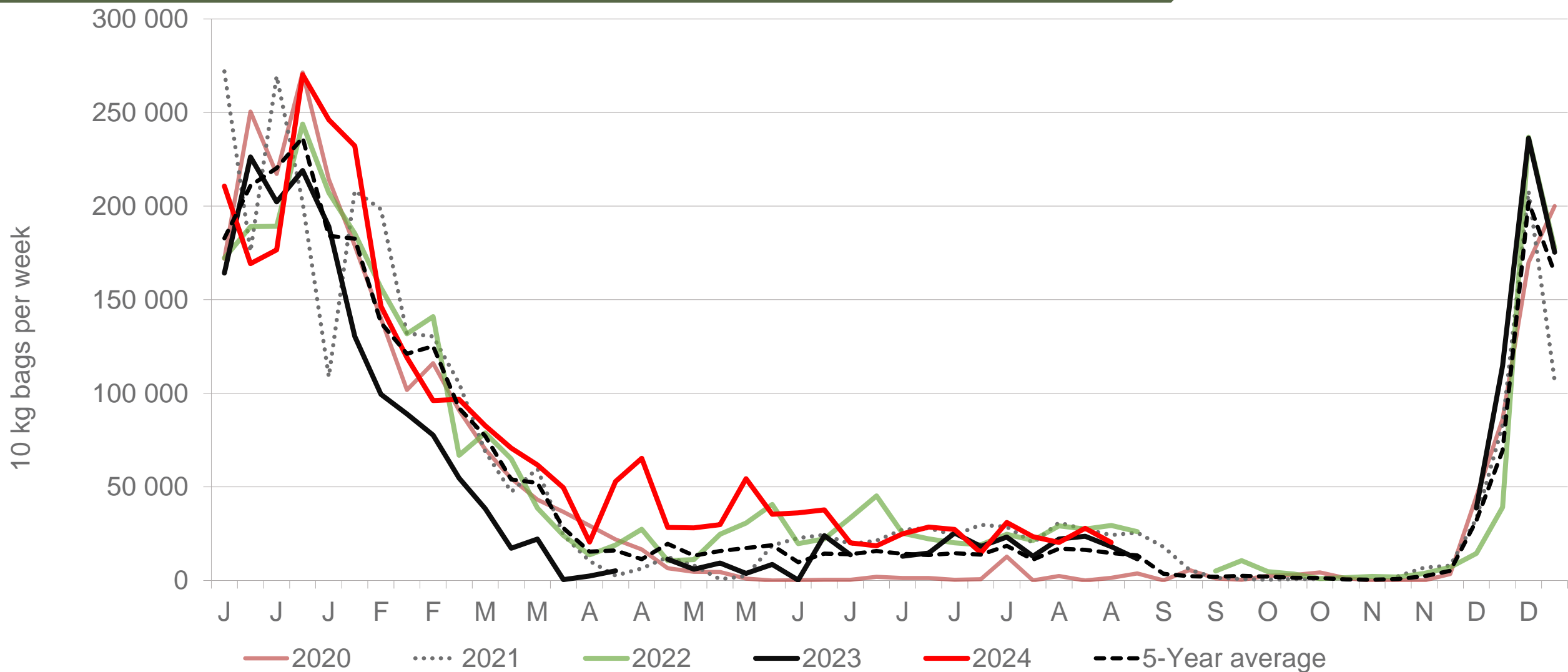
# Eastern Free State: Amount of 10 kg bags per week sold on FPMs (all classes)



Sold 11% bags **more** than the first 37 weeks of 2023 and 912 101 bags **less** than the 5-year average (2019 to 2023) of the first 37 weeks of each year.

*Data disclaimer: Potatoes SA does not take responsibility for the accuracy or interpretation of company data re-purposed by 3rd parties*

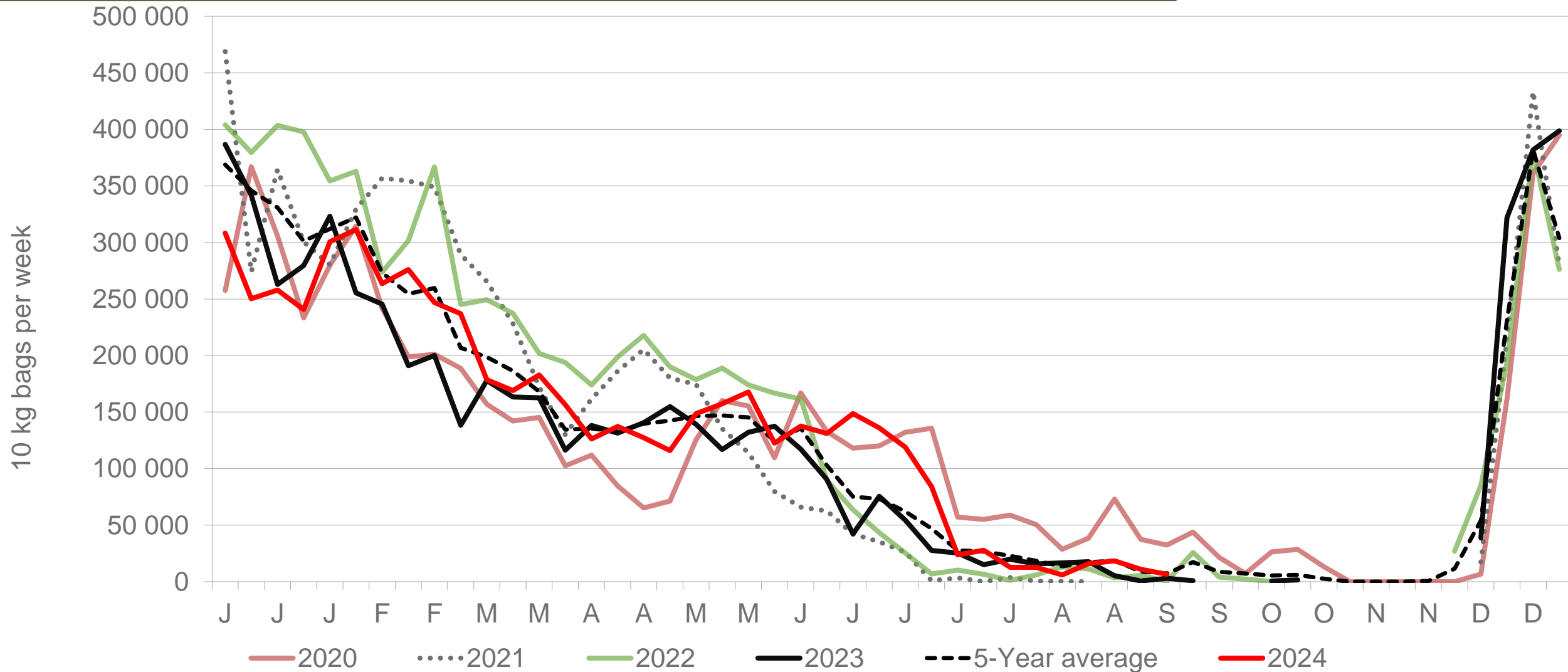
# Gauteng: Amount of 10 kg bags per week sold on FPMs (all classes)



Sold 49% bags more than the first 37 weeks of 2023 and 436 903 bags more than the 5-year average (2019 to 2023) of the first 37 weeks of each year.

*Data disclaimer: Potatoes SA does not take responsibility for the accuracy or interpretation of company data re-purposed by 3rd parties*

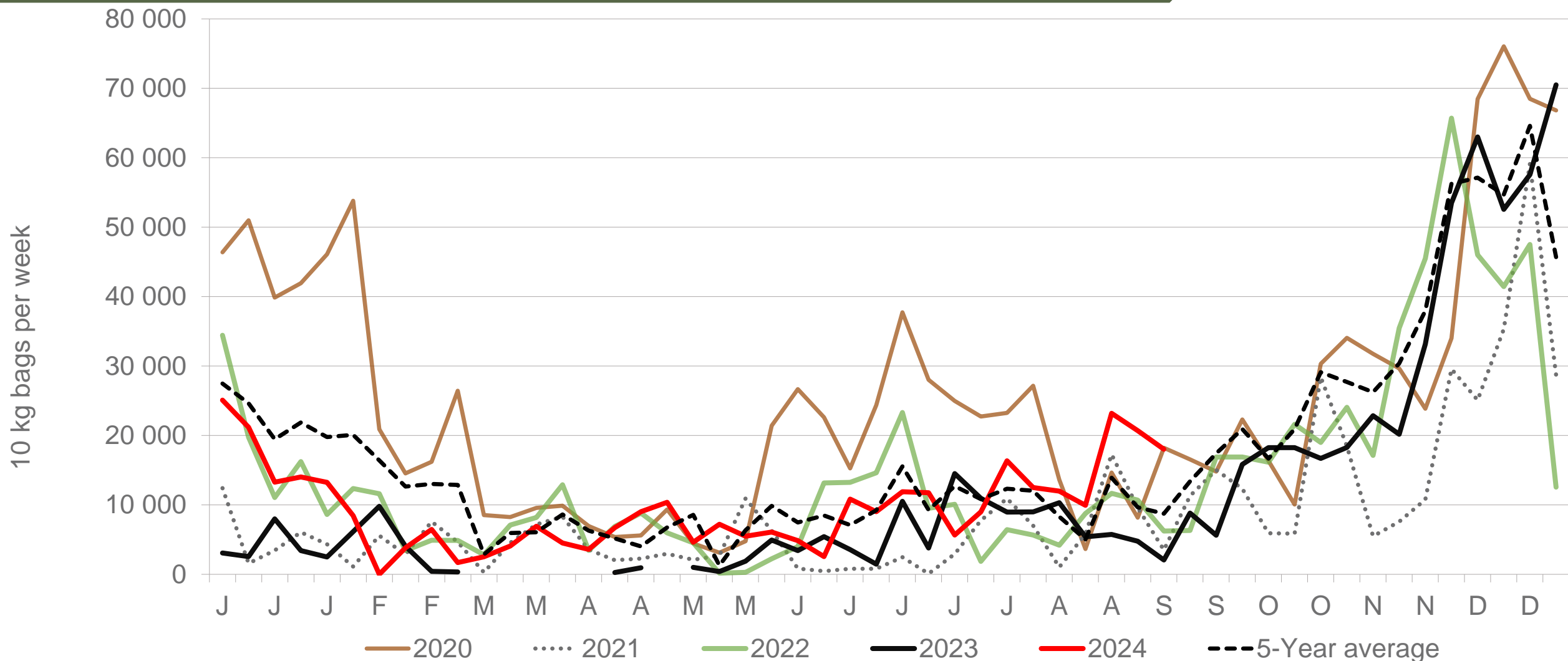
# North-West: Amount of 10 kg bags per week sold on FPMs (all classes)



Sold 11% bags **more** than the first 37 weeks of 2023 and 58 763 bags **less** than the 5-year average (2019 to 2023) of the first 37 weeks of each year.

*Data disclaimer: Potatoes SA does not take responsibility for the accuracy or interpretation of company data re-purposed by 3rd parties*

# Eastern Cape: Amount of 10 kg bags per week sold on FPMs (all classes)



Sold 137% bags **more** than the first 37 weeks of 2023 and 54 015 bags **less** than the 5-year average (2019 to 2023) of the 37 week of each year.

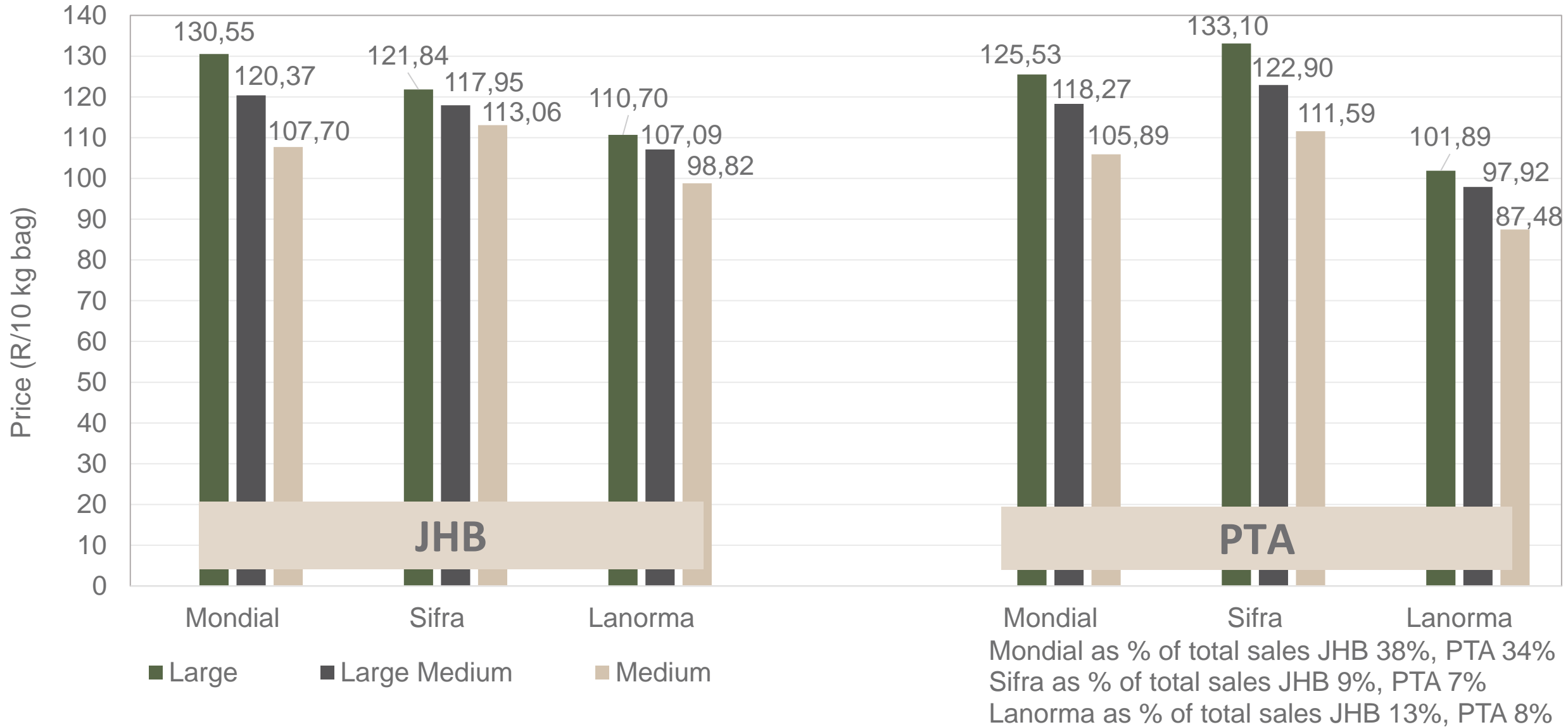
# Average weekly prices and volumes for 10 kg bags of potatoes sold on selected markets from selected production regions



Klas & Grootte	Limpopo								Western Free State				Northern Cape				Sandveld		Eastern Free State				All Regions	
	JOH		PRE		DUR		KLE		JOH		PRE		JOH		PRE		CAP		JOH		PRE		All Markets	
	Volume 10kg	Prices R/10kg	Volume 10kg	Prices R/10kg	Volume 10kg	Prices R/10kg	Volume 10kg	Prices R/10kg	Volume 10kg	Prices R/10kg	Volume 10kg	Prices R/10kg	Volume 10kg	Prices R/10kg	Volume 10kg	Prices R/10kg	Volume 10kg	Prices R/10kg	Volume 10kg	Prices R/10kg	Volume 10kg	Prices R/10kg	Volume 10kg	Prices R/10kg
1L	76 090	128,18	37 695	122,51	5 093	126,16	1 768	125,95	21 028	118,44	17 448	119,45	7 684	111,38	1 761	105,60	13 393	110,85	9 446	109,44	3 821	114,72	276 406	119,59
1L/M	95 334	117,46	38 740	118,23	16 949	120,94	3 668	116,41	24 963	110,28	11 134	112,98	12 586	101,57	987	110,79	18 908	107,97	4 735	97,12	1 718	104,06	313 118	113,36
1M	92 419	107,96	27 621	106,03	14 819	120,12	3 656	112,51	19 729	100,88	10 966	105,17	12 841	98,03	2 430	101,35	24 835	103,48	4 139	83,77	1 239	92,28	282 880	105,45
1S	35 675	78,75	7 185	77,21	10 911	87,38	2 892	73,36	2 407	70,14	1 318	75,06	1 063	65,58	957	73,23	10 886	87,10	479	63,84	-	-	94 327	79,28
1S/M	28 293	98,50	8 169	91,51	4 613	100,04	1	80,00	8 636	79,78	5 327	82,28	2 898	83,34	1 129	89,69	3 805	98,37	602	73,35	395	77,25	91 841	90,36
1XL	531	137,93	-	-	-	-	-	-	550	123,99	-	-	342	116,30	-	-	-	-	451	124,88	-	-	2 023	125,88
1XS	24 167	63,04	-	-	-	-	-	-	1 324	52,88	-	-	774	46,49	-	-	-	-	110	44,27	-	-	26 814	61,57
1XXS	-	-	-	-	-	-	-	-	-	-	-	-	-	-	-	-	-	-	-	-	-	-	-	-
2L	6 306	116,33	7 822	111,91	1 066	111,05	973	114,34	8 212	110,01	9 770	110,35	4 567	106,15	2 858	101,41	5 733	103,69	2 924	99,55	4 081	101,62	102 578	105,42
2L/M	3 763	104,94	7 027	111,96	110	100,00	324	110,18	6 602	100,58	9 913	106,38	3 182	95,21	2 277	102,83	5 902	97,25	1 028	88,08	1 540	97,67	84 574	100,09
2M	2 308	95,63	4 790	97,36	169	93,67	985	101,36	9 472	79,47	5 858	95,60	4 411	86,36	1 147	92,60	9 887	88,27	563	77,07	942	89,52	71 907	87,83
2S	1 281	56,77	2 017	78,79	480	75,67	455	80,10	1 466	58,39	2 426	61,29	383	64,13	253	74,34	2 898	75,76	-	-	116	51,71	24 404	64,26
2S/M	1 030	75,51	1 104	85,05	110	97,68	-	-	2 415	70,11	2 616	84,50	1 711	71,98	302	84,49	1 036	77,17	-	-	-	-	18 211	73,43
2XL	-	-	-	-	-	-	-	-	523	112,87	-	-	-	-	-	-	-	-	1 424	117,91	-	-	1 947	116,56
2XS	440	56,25	-	-	-	-	-	-	426	45,93	-	-	-	-	-	-	-	-	-	-	-	-	2 654	44,11
2XXS	-	-	-	-	-	-	-	-	-	-	-	-	-	-	-	-	-	-	-	-	-	-	-	-
3L	1 178	97,21	785	98,86	-	-	309	85,29	1 476	88,00	1 600	87,64	3 698	90,62	768	86,78	170	85,47	2 525	73,98	1 873	87,03	28 027	85,09
3L/M	1 423	85,55	2 092	83,08	1	120,00	-	-	2 177	94,65	3 279	83,26	1 457	85,86	501	86,71	40	75,00	1 210	90,00	110	91,18	20 912	84,15
3M	6 478	80,52	2 588	76,39	110	90,00	220	100,00	2 505	71,70	2 613	77,58	6 314	72,27	880	78,75	1 202	71,44	1 064	55,99	810	59,68	43 852	71,67
3S/M	474	70,44	440	77,50	-	-	-	-	6 157	56,63	-	-	107	59,30	110	60,00	-	-	-	-	-	-	9 628	58,69
3XS	-	-	-	-	-	-	-	-	-	-	-	-	-	-	-	-	-	-	-	-	-	-	440	50,52
3XXS	-	-	-	-	-	-	-	-	-	-	-	-	-	-	-	-	-	-	-	-	-	-	-	-
4L	-	-	-	-	-	-	-	-	-	-	-	-	-	-	-	-	-	-	-	-	110	80,00	1 043	82,88
4L/M	-	-	-	-	-	-	-	-	-	-	-	-	-	-	-	-	-	-	-	-	-	-	110	60,45
4M	-	-	8	75,00	-	-	219	67,79	-	-	-	-	-	-	16	40,00	60	72,67	-	-	-	-	1 964	67,85
4S	-	-	-	-	-	-	-	-	-	-	106	20,00	-	-	-	-	-	-	-	-	-	-	106	20,00
4S/M	-	-	-	-	-	-	-	-	-	-	-	-	-	-	-	-	-	-	-	-	-	-	110	80,15
Total	377 213	107,21	153 221	108,47	57 560	109,48	15 864	103,35	120 068	97,84	85 558	102,47	64 018	94,02	16 533	95,64	106 283	97,26	31 000	95,34	16 755	98,34	1 530 274	101,20

Data disclaimer: Potatoes SA does not take responsibility for the accuracy or interpretation of company data re-purposed by 3rd parties

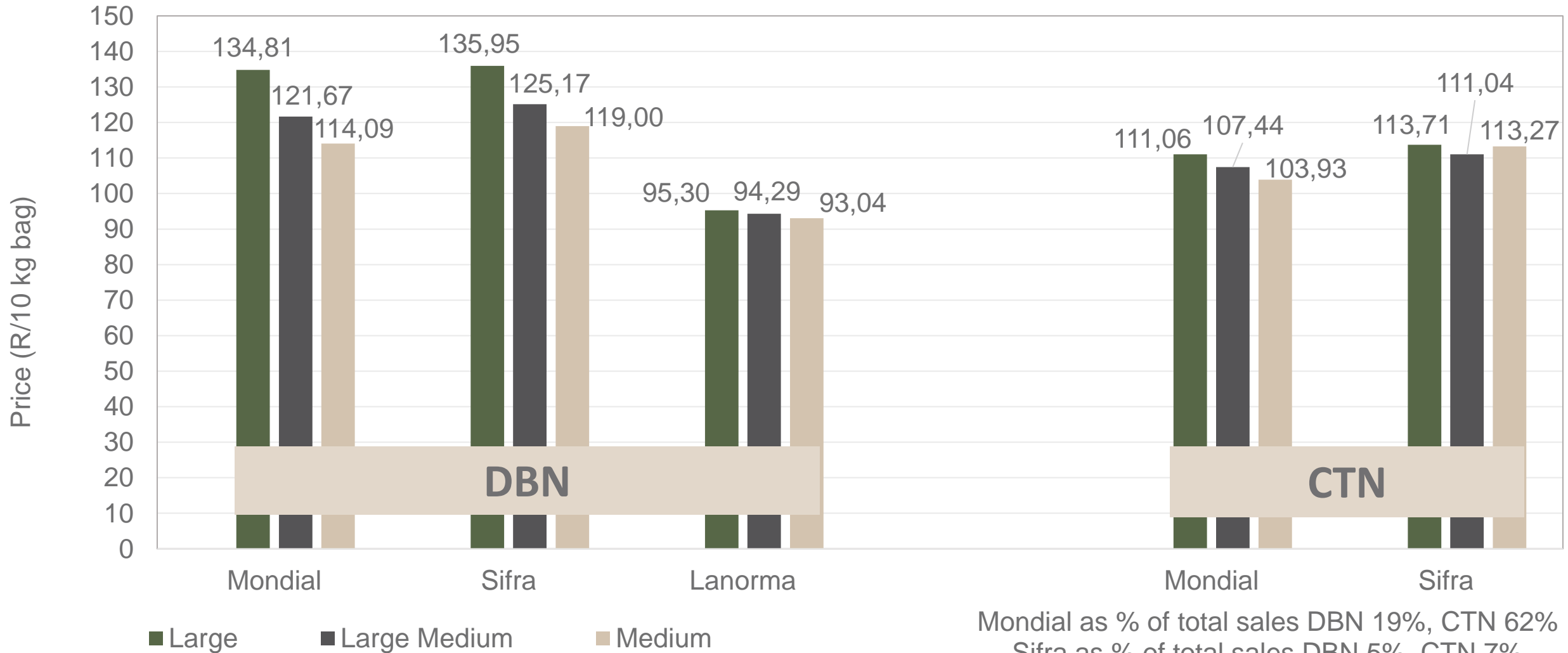
# PTA & JHB markets: Average Prices - Different Sizes (only 10 kg bags)



Data disclaimer: Potatoes SA does not take responsibility for the accuracy or interpretation of company data re-purposed by 3rd parties

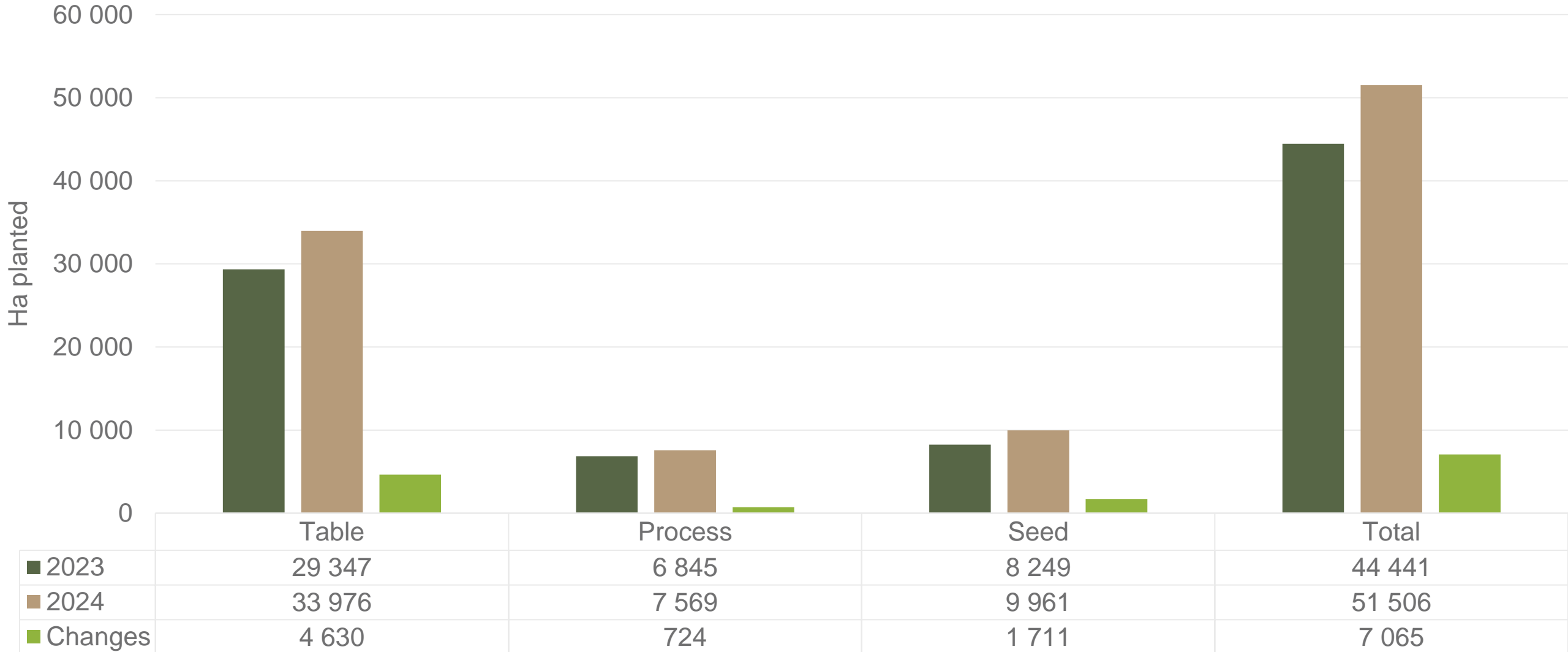


# DBN & CTN markets: Average Prices - Different Sizes (only 10 kg bags)



Mondial as % of total sales DBN 19%, CTN 62%  
 Sifra as % of total sales DBN 5%, CTN 7%  
 Lanorma as % of total sales DBN 14%, CTN 0%

# Hectares planted to date for season 2023 versus 2024



*Regions finished: Limpopo early and main, Gauteng late, North west main and late, Eastern Free State main, Western Free State early and late, Southwestern Free State main, Ceres main, Eastern Cape winter and summer, North Eastern Cape main, Northern cape early and main, KwaZulu Natal summer and winter, Marble hall main, Sandveld summer and early winter*

**Data disclaimer: Potatoes SA does not take responsibility for the accuracy or interpretation of company data re-purposed by 3rd parties**

# Thank you for your time

Feel free to contact us



[Dikgetho@potatoes.co.za](mailto:Dikgetho@potatoes.co.za)

[Billy@potatoes.co.za](mailto:Billy@potatoes.co.za)

[anje@potatoes.co.za](mailto:anje@potatoes.co.za)



+27 (0)12 349 1906



6 De Havilland Crescent  
Persequor Techno Park  
Persequor Park  
Pretoria



[www.potatoes.co.za](http://www.potatoes.co.za)



Potatoes  
Aartappels SA