



**Weekly Market Information**

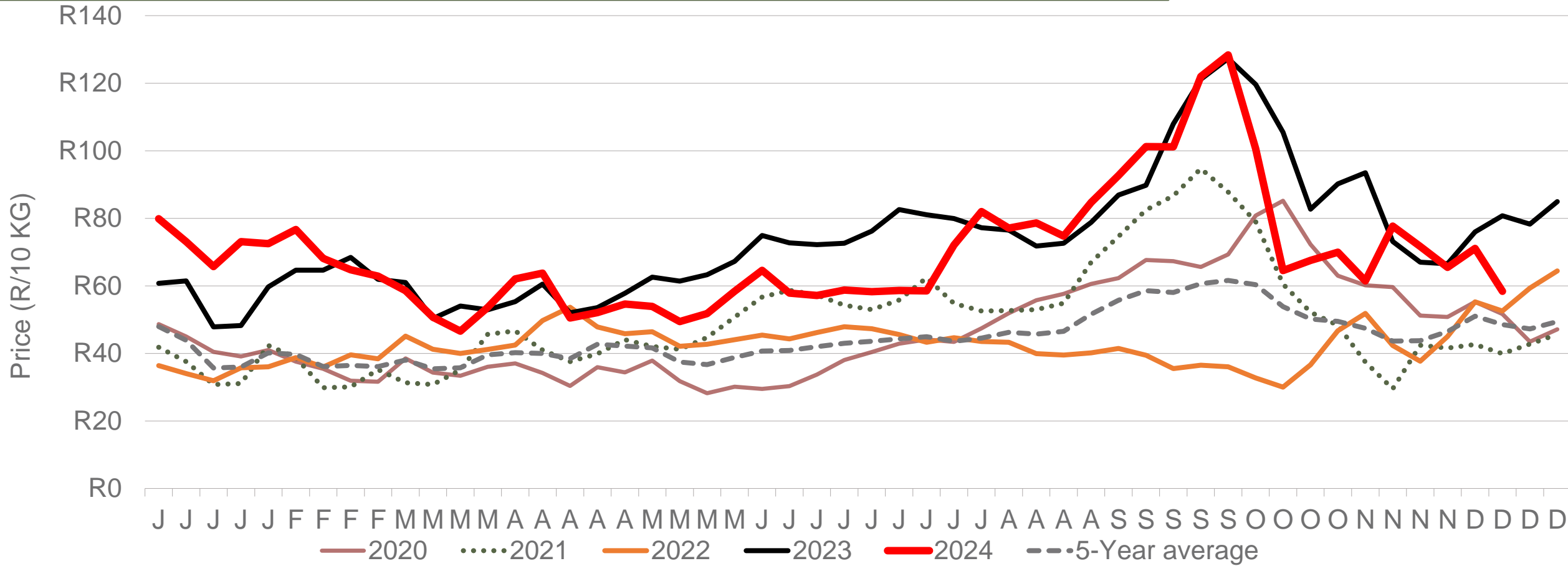
**13 December 2024**



**Potatoes  
Aartappels SA**

[www.potatoes.co.za](http://www.potatoes.co.za)


# Average weekly price – all markets & all classes



Number of bags sold

**3%**


(Week on Week)



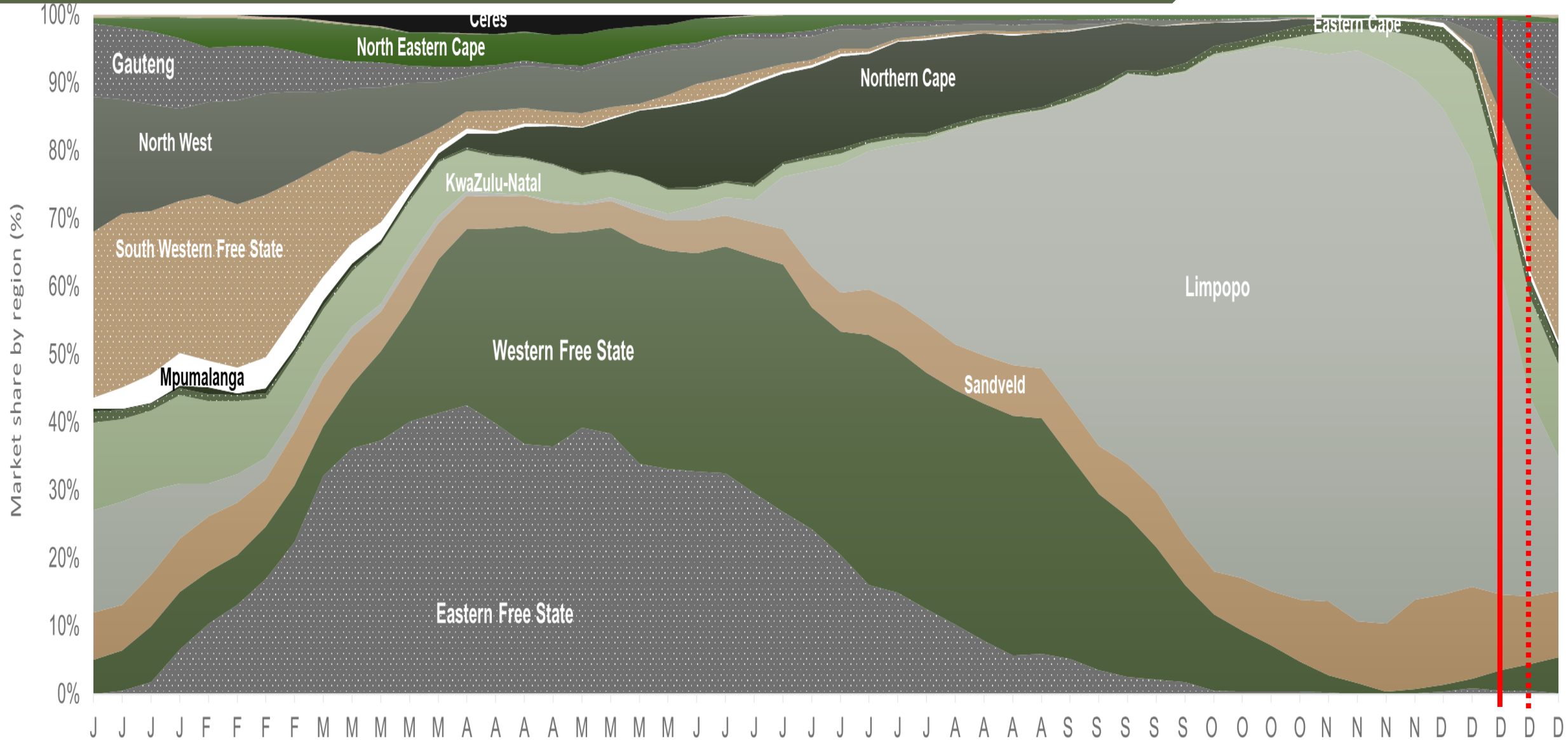
Average weekly price

**18%**

(Week on week)

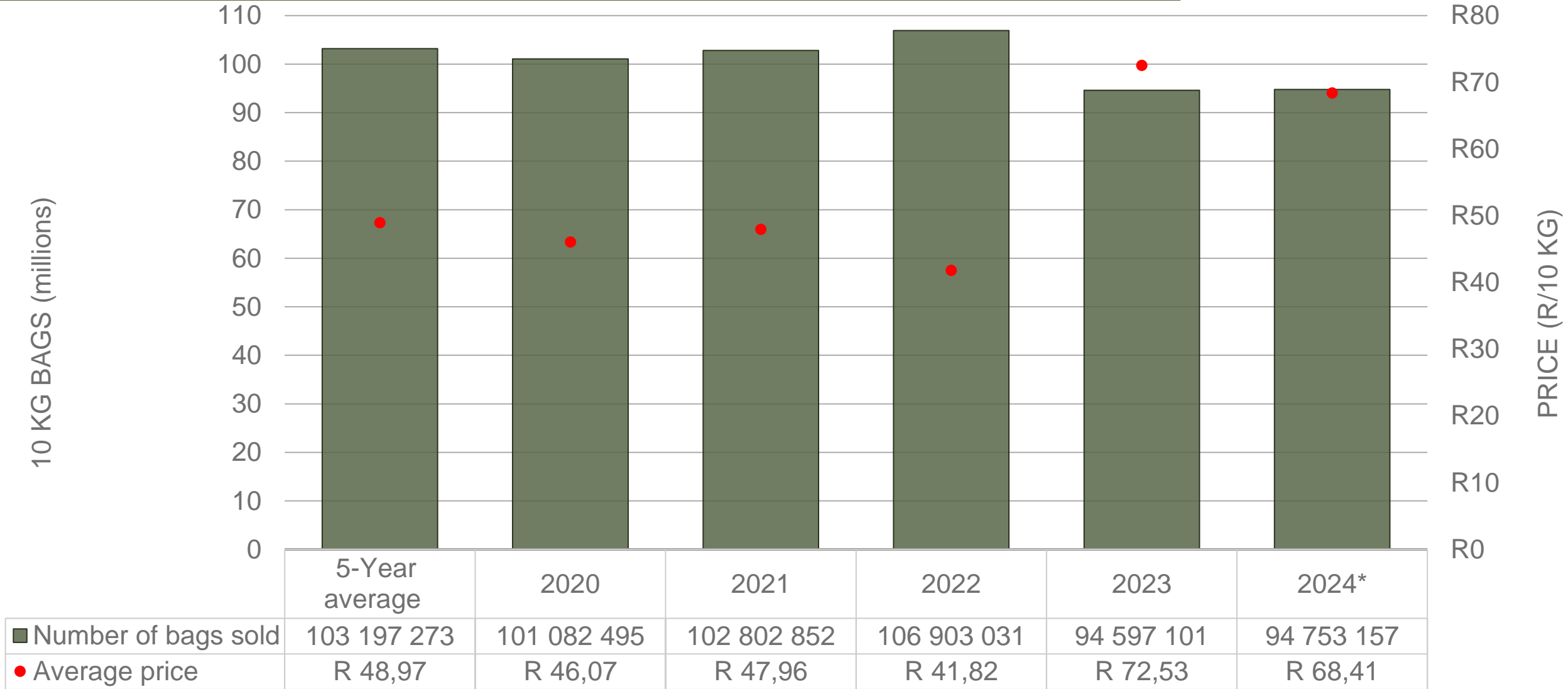


# Market share of regions on fresh produce markets



Data disclaimer: Potatoes SA does not take responsibility for the accuracy or interpretation of company data re-purposed by 3rd parties

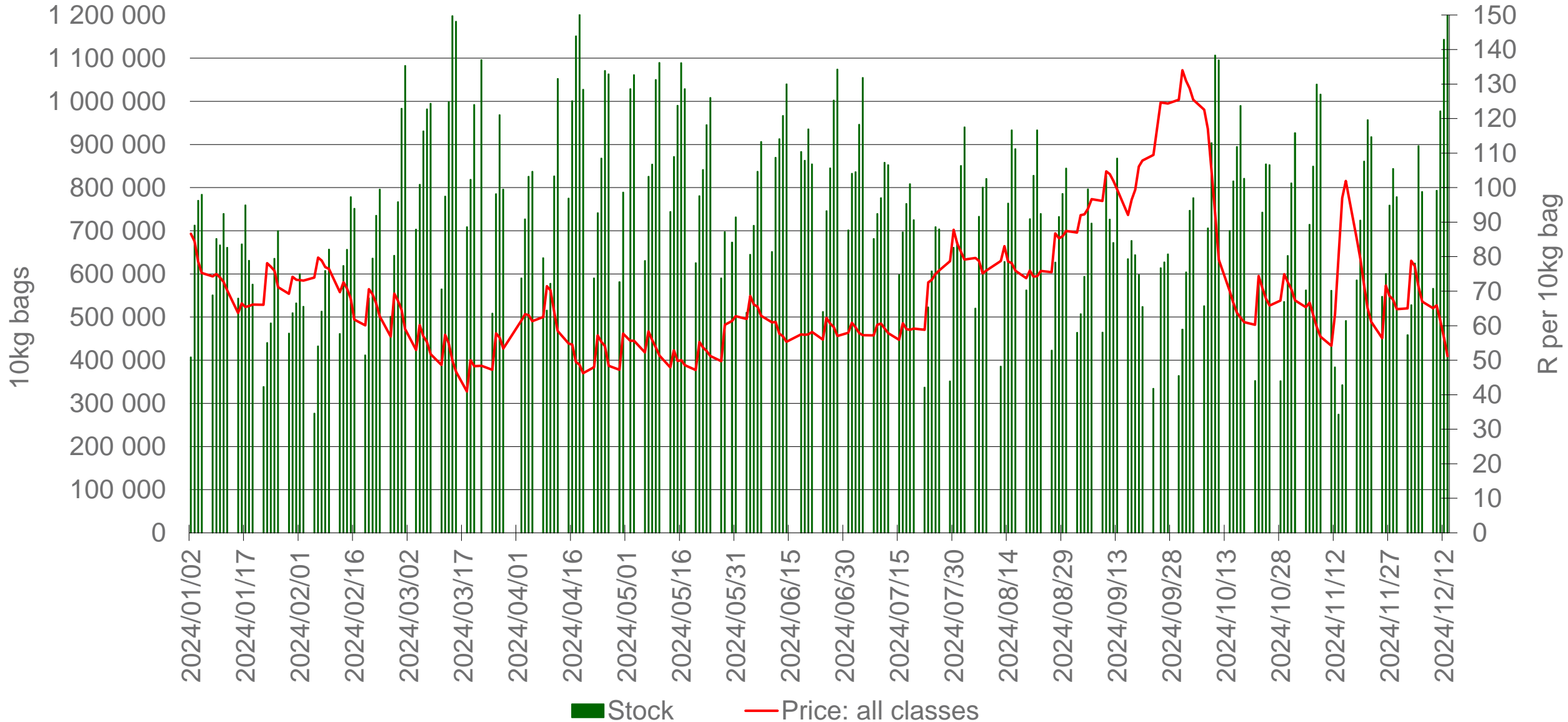
# Cumulative total number of 10 kg bags sold on markets:



Sold 8 444 116 bags **less** than the **5-year average** (2019 to 2023) of the first 50 weeks of 2024

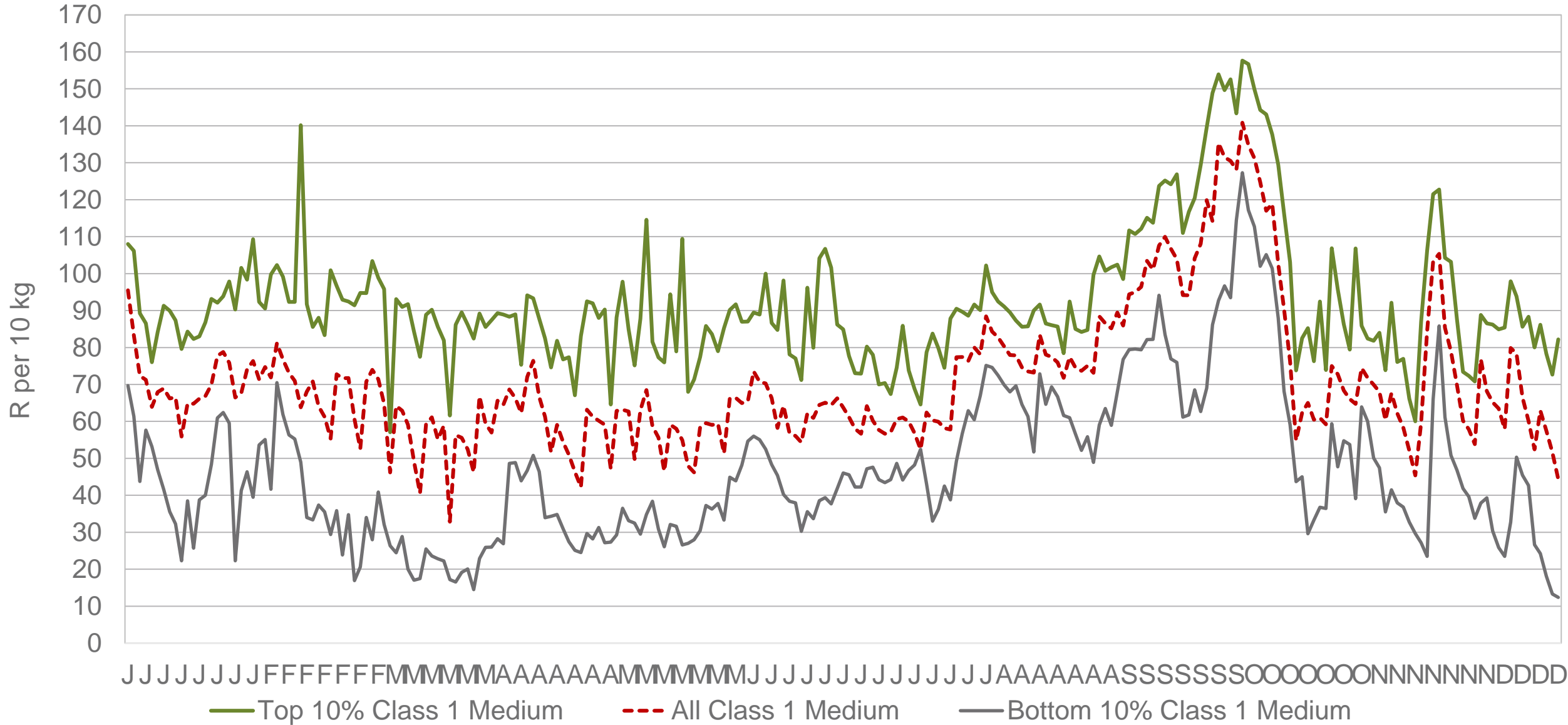
*Data disclaimer: Potatoes SA does not take responsibility for the accuracy or interpretation of company data re-purposed by 3rd parties*

# RSA daily Price versus Daily Available stocks (all classes & all sizes)



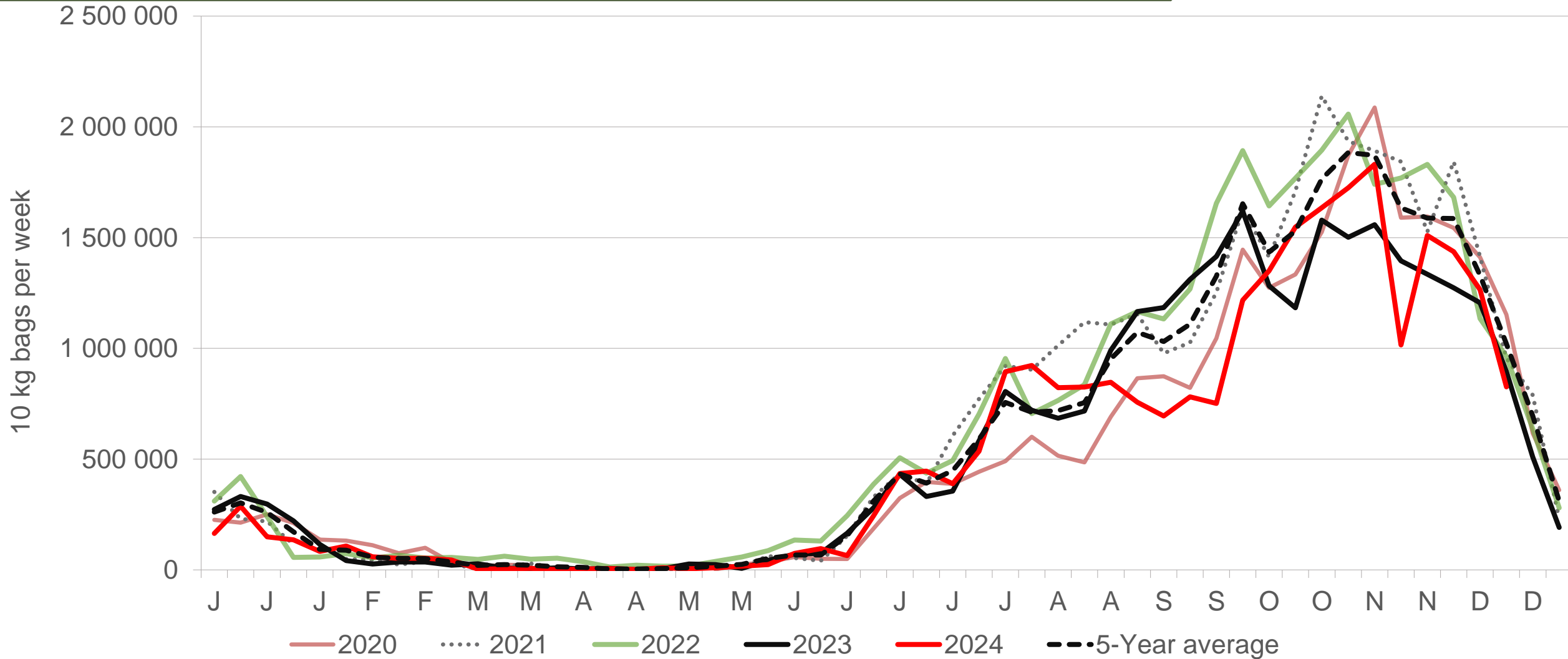
Data disclaimer: Potatoes SA does not take responsibility for the accuracy or interpretation of company data re-purposed by 3rd parties

# JHB market daily : Top 10% versus Bottom 10% prices – Class 1 Medium (Since January 2024)



Data disclaimer: Potatoes SA does not take responsibility for the accuracy or interpretation of company data re-purposed by 3rd parties

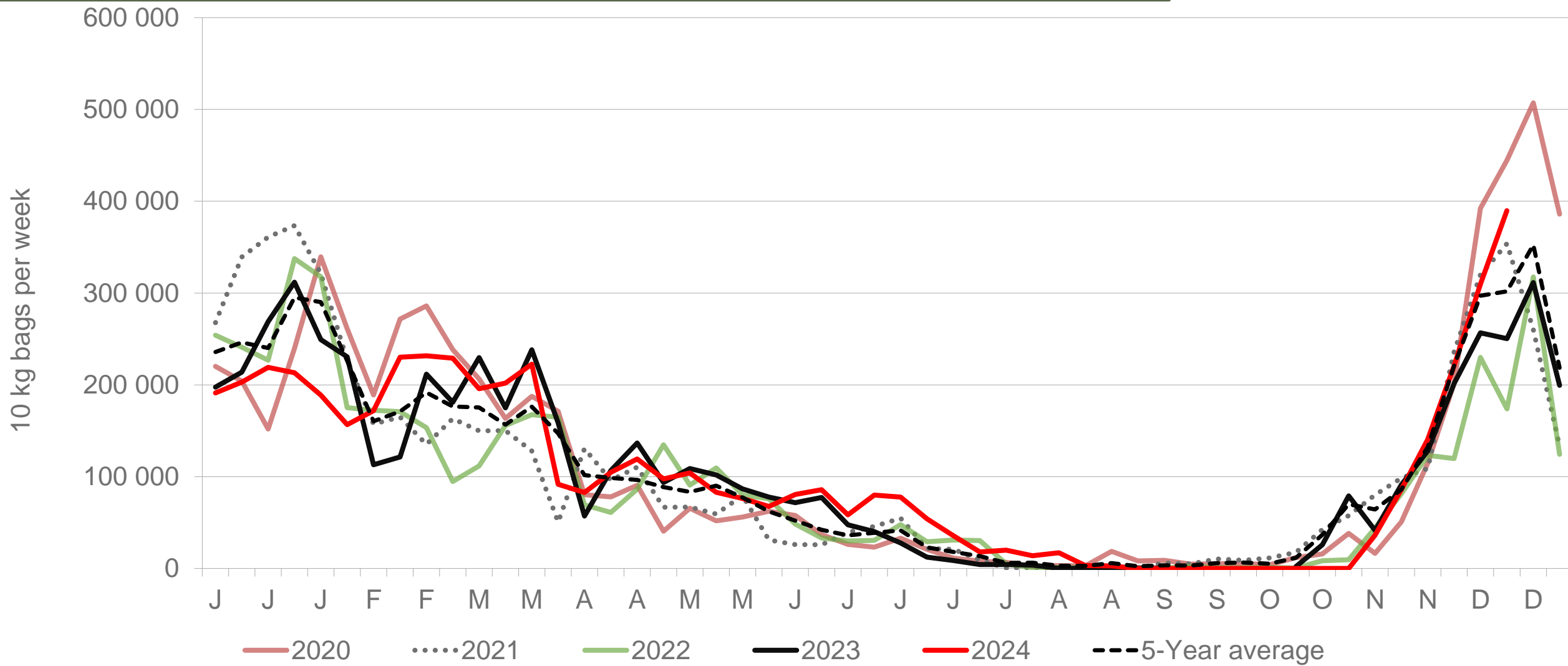
# Limpopo: Amount of 10 kg bags per week sold on FPMs (all classes)



Sold 5% bags **less** than the first 50 weeks of 2023 and 3 605 426 bags **less** than the 5-year average (2019 to 2023) of the first 50 weeks of each year.

*Data disclaimer: Potatoes SA does not take responsibility for the accuracy or interpretation of company data re-purposed by 3rd parties*

# KwaZulu-Natal: Amount of 10 kg bags per week sold on FPMs (all classes)

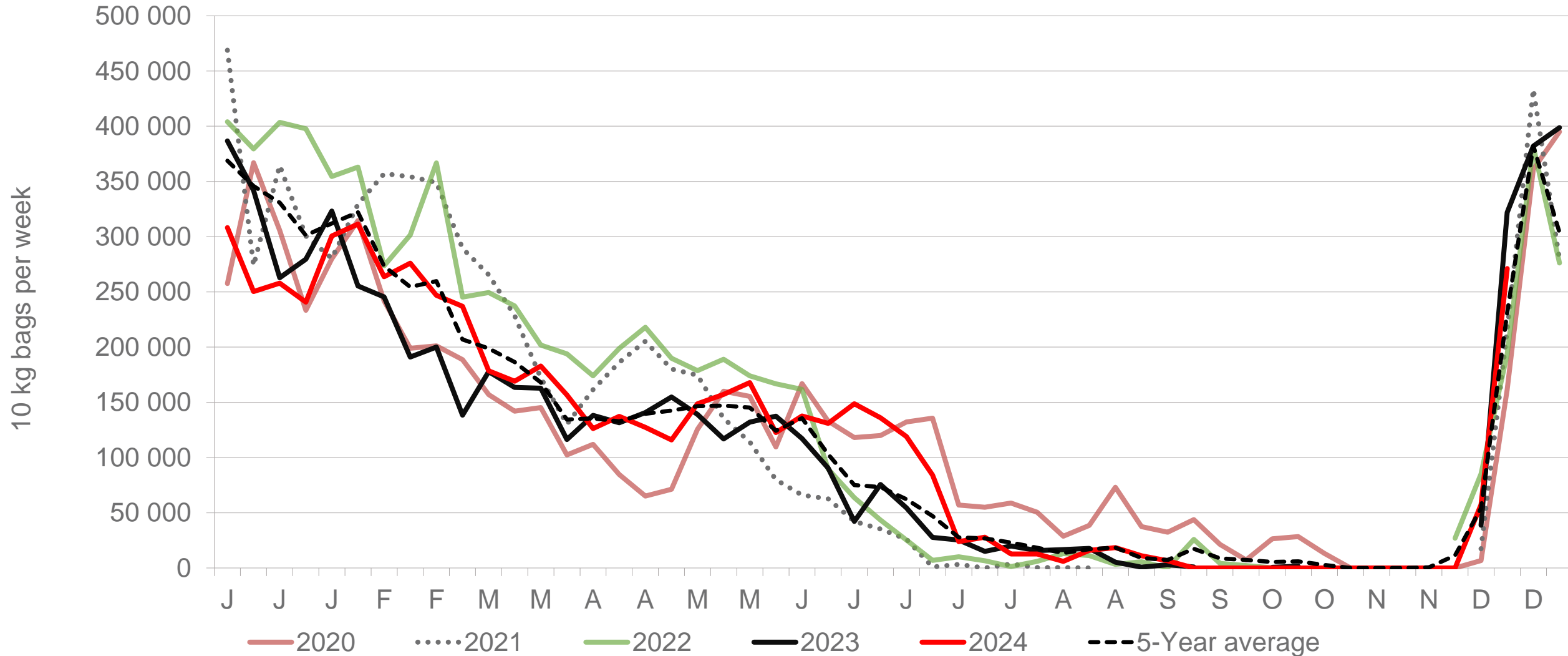


Sold 3,31% bags **more** than the first 50 weeks of 2023 and 89 012 bags **more** than the 5-year average (2019 to 2023) of the first 50 weeks of each year.

*Data disclaimer: Potatoes SA does not take responsibility for the accuracy or interpretation of company data re-purposed by 3rd parties*



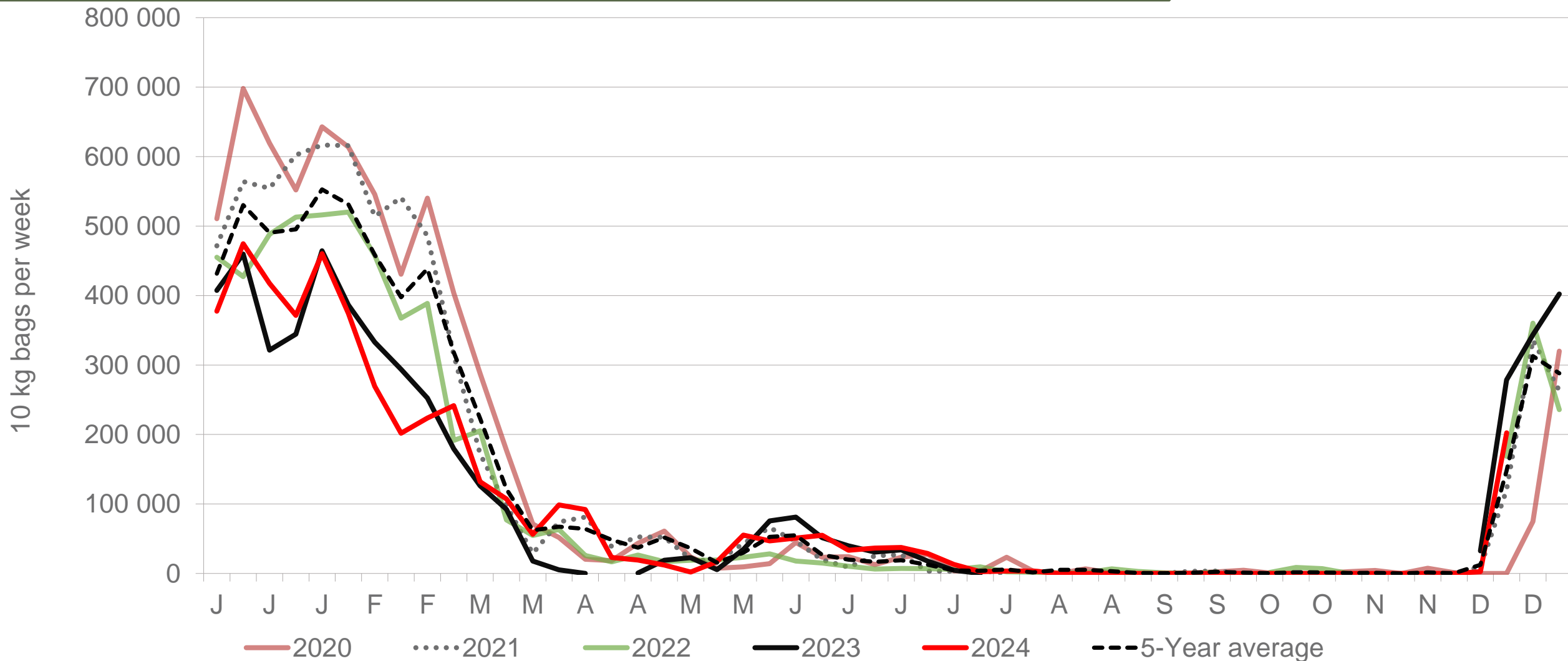
# North-West: Amount of 10 kg bags per week sold on FPMs (all classes)



Sold 9% bags **more** than the first 50 weeks of 2023 and 75 134 bags **less** than the 5-year average (2019 to 2023) of the first 50 weeks of each year.

*Data disclaimer: Potatoes SA does not take responsibility for the accuracy or interpretation of company data re-purposed by 3rd parties*

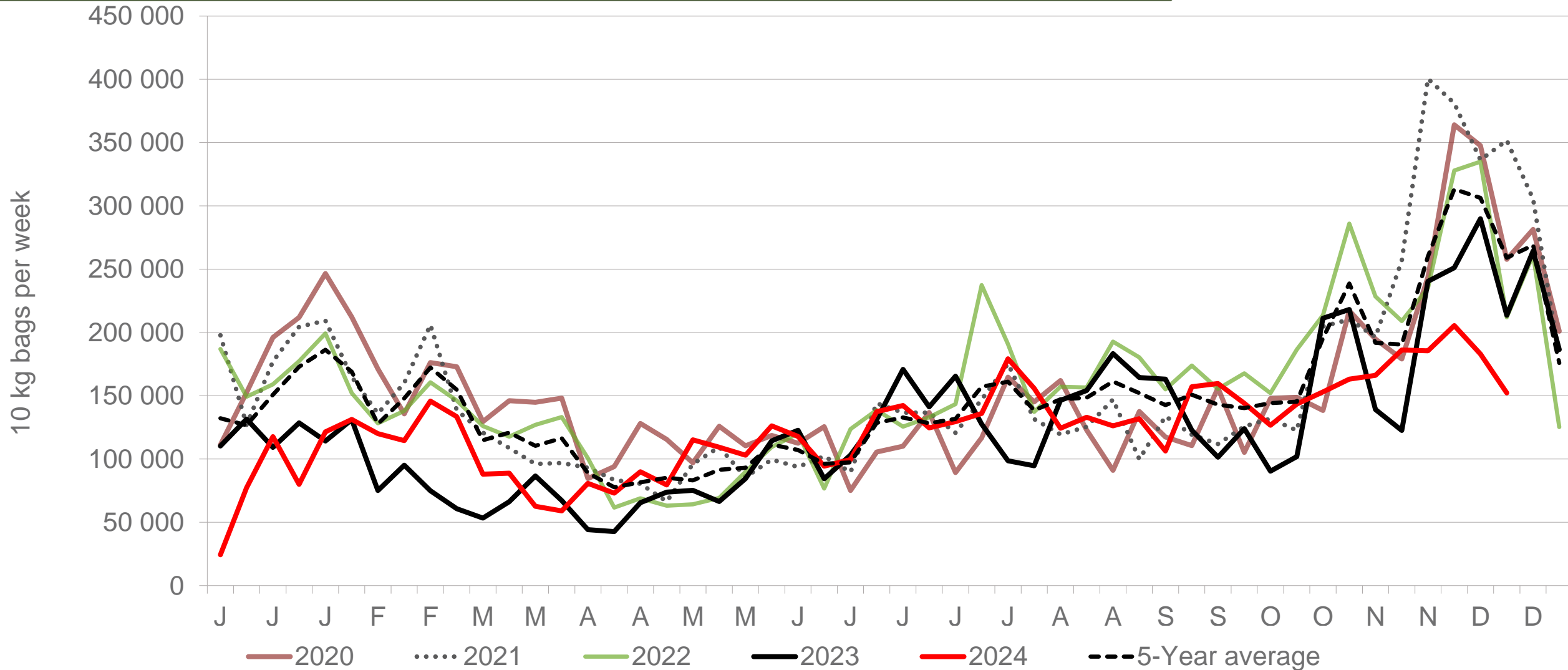
# Southwestern Free State: Amount of 10 kg bags per week sold on FPMs (all classes)



Sold 2,81% bags **more** than the first 50 weeks of 2023 and 1 262 039 bags **less** than the 5-year average (2019 to 2023) of the first 50 weeks of each year.

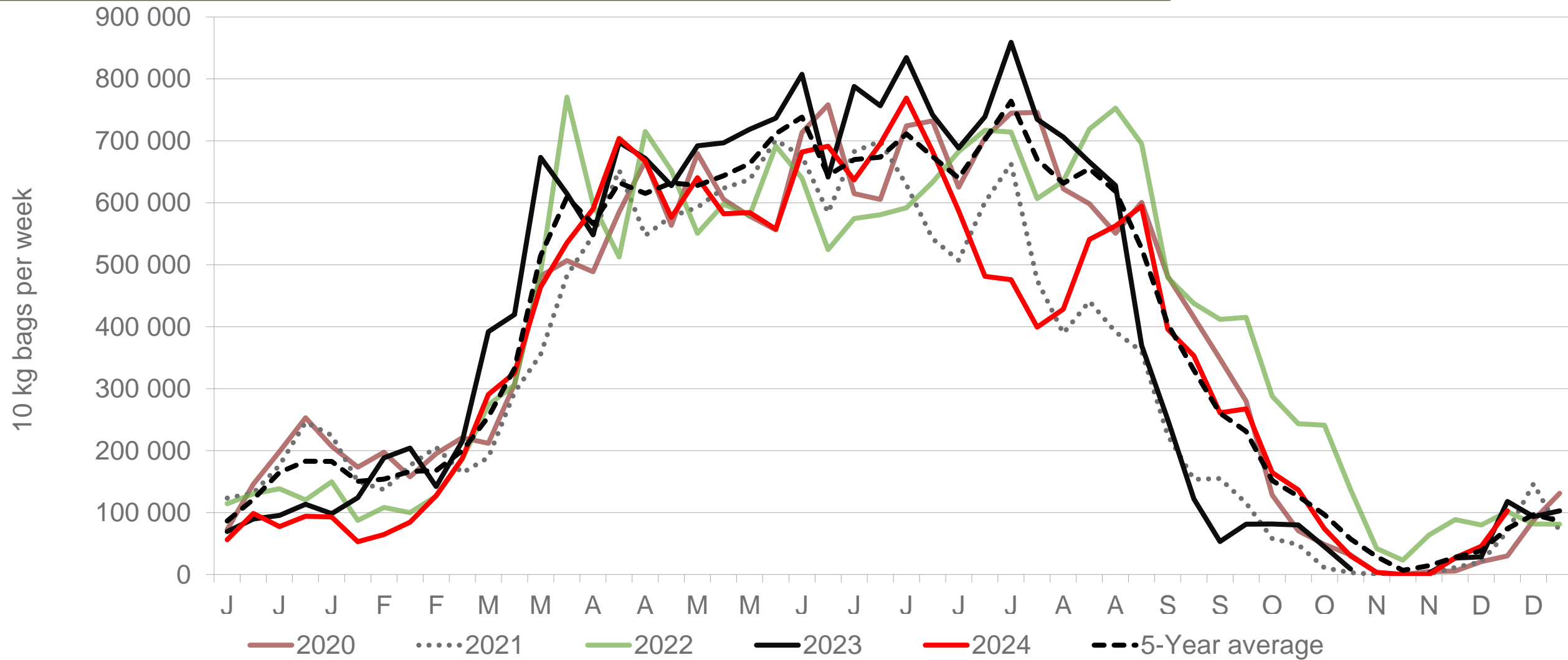
*Data disclaimer: Potatoes SA does not take responsibility for the accuracy or interpretation of company data re-purposed by 3rd parties*

# Sandveld: Amount of 10 kg bags per week sold on FPMs (all classes)



Sold 1% bags **more** than the first 50 weeks of 2023 and 1 219 239 bags **less** than the 5-year average (2019 to 2023) of the first 50 weeks of each year.

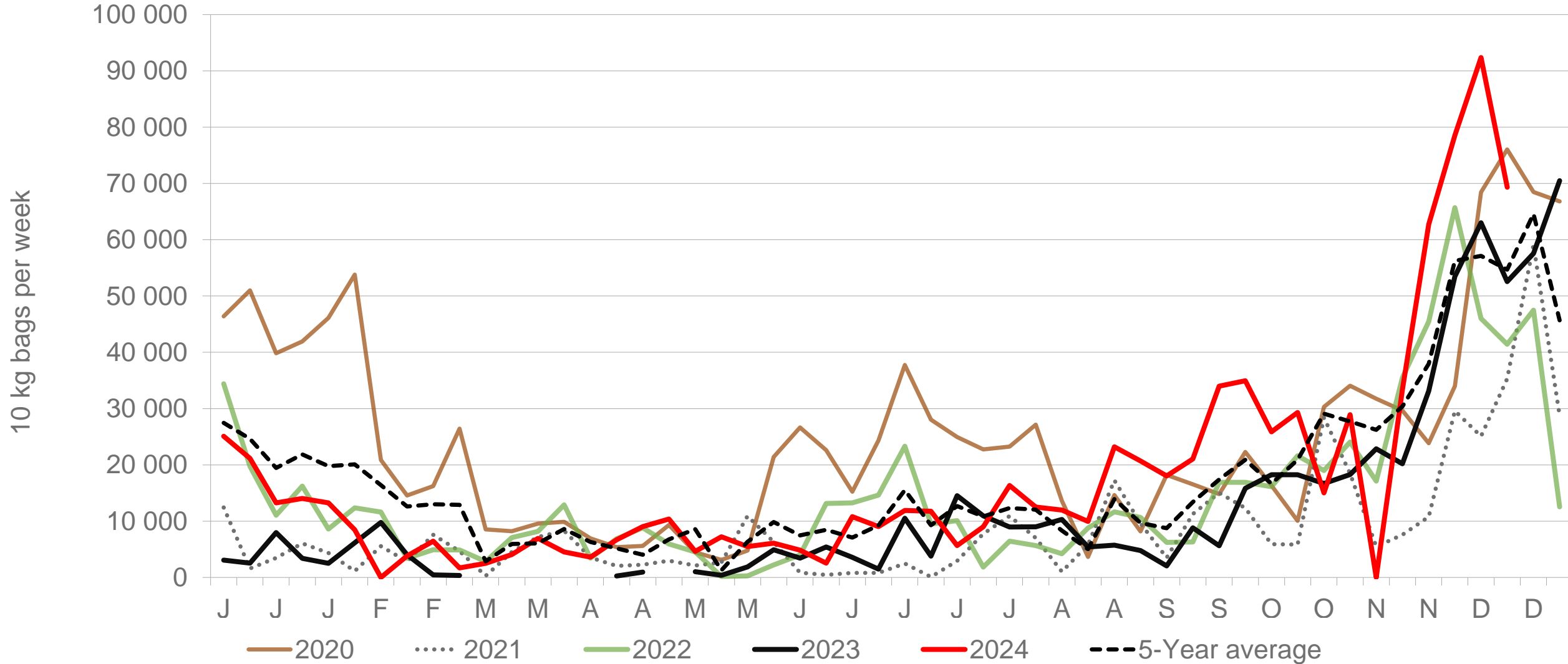
# Western Free State : Amount of 10 kg bags per week sold on FPMs (all classes)



Sold 11% bags **less** than the first 50 weeks of 2023 and 2 001 743 bags **less** than the 5-year average (2019 to 2023) of the first 50 weeks of each year.

*Data disclaimer: Potatoes SA does not take responsibility for the accuracy or interpretation of company data re-purposed by 3rd parties*

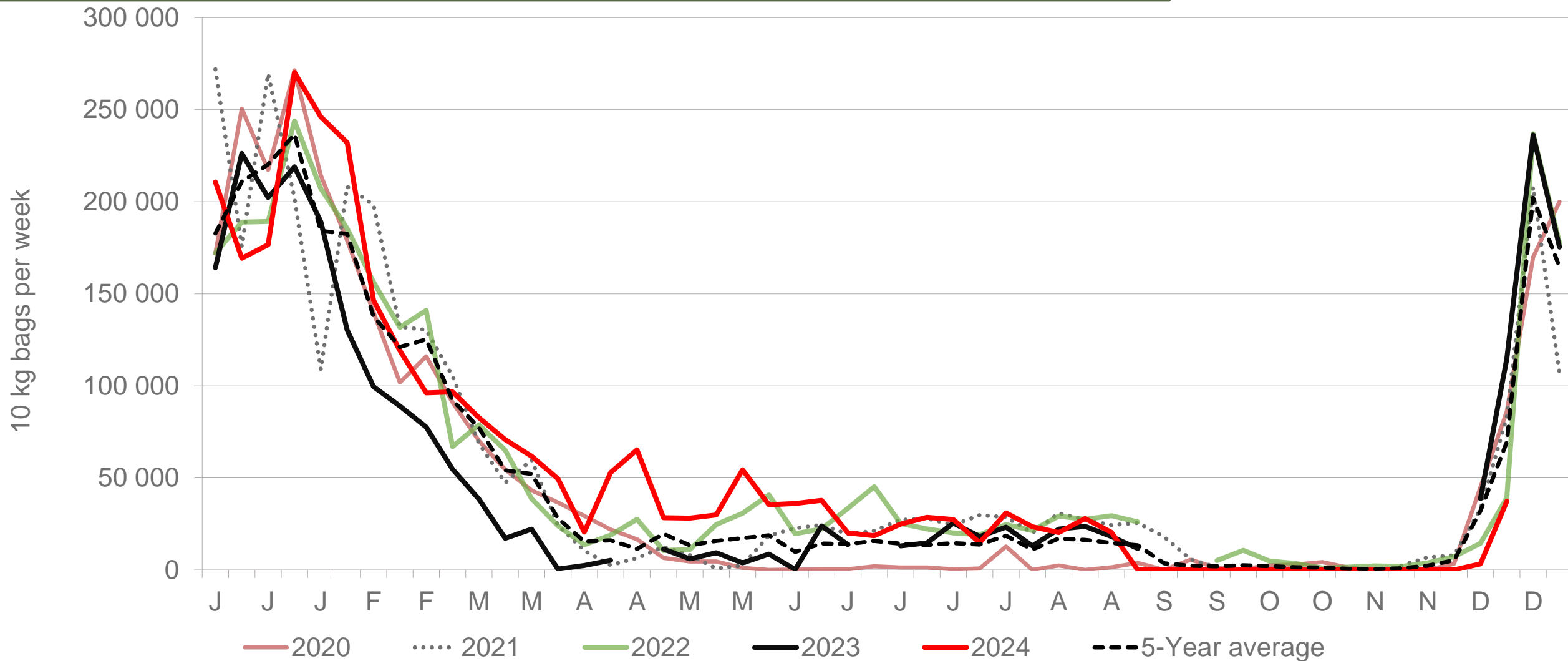
# Eastern Cape: Amount of 10 kg bags per week sold on FPMs (all classes)



Sold 77% bags **more** than the first 50 weeks of 2023 and 62 668 bags **more** than the 5-year average (2019 to 2023) of the 50 weeks of each year.

*Data disclaimer: Potatoes SA does not take responsibility for the accuracy or interpretation of company data re-purposed by 3rd parties*

# Gauteng: Amount of 10 kg bags per week sold on FPMs (all classes)



Sold 39% bags **more** than the first 50 weeks of 2023 and 354 974 bags **more** than the 5-year average (2019 to 2023) of the first 50 weeks of each year.

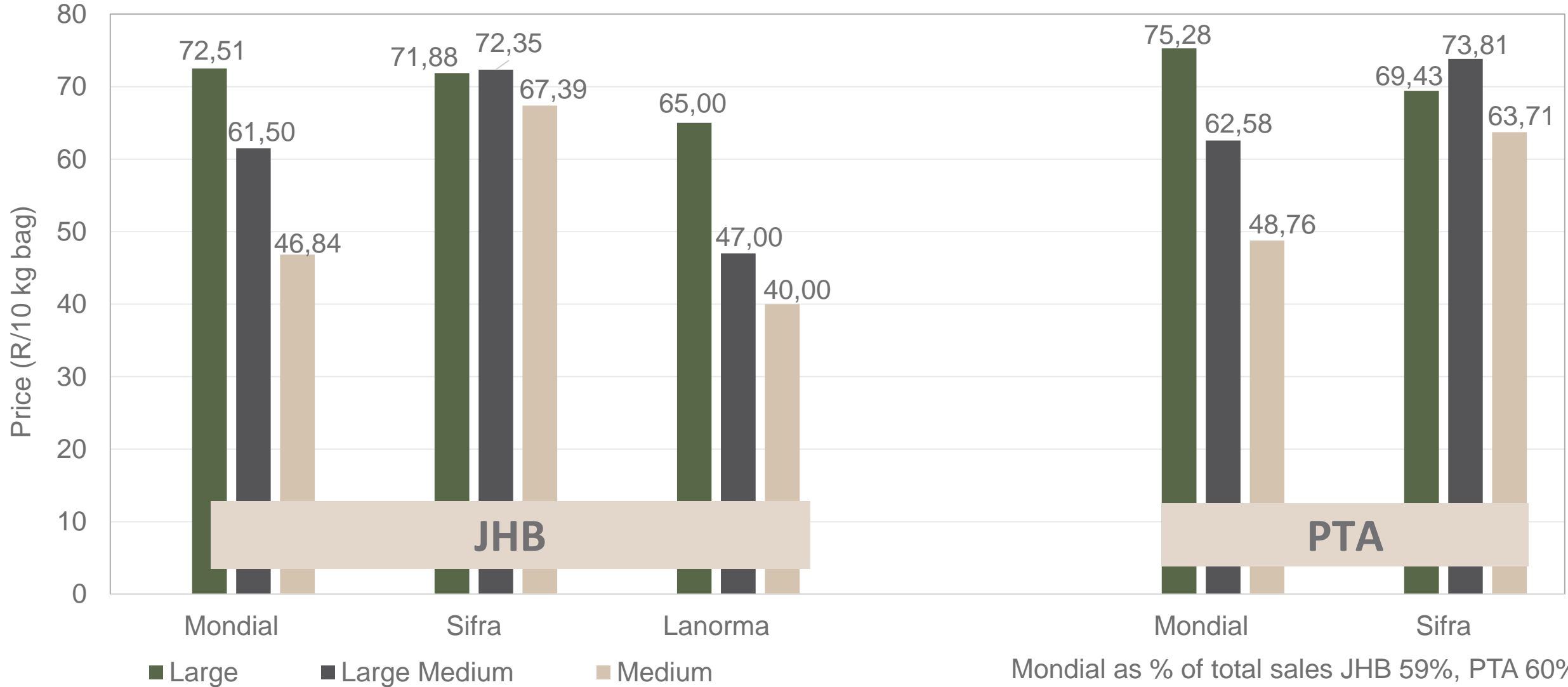
*Data disclaimer: Potatoes SA does not take responsibility for the accuracy or interpretation of company data re-purposed by 3rd parties*

# Average weekly prices and volumes for 10 kg bags of potatoes sold on selected markets from selected production regions

Klas & Grootte	Limpopo				KwaZulu-Natal				North West				South Western Freestate				Sandveld		Western Free State				All Regions	
	JOH		PRE		DUR		PIE		JOH		PRE		JOH		PRE		CAP		JOH		PRE		All Markets	
	Volume 10kg	Prices R/10kg	Volume 10kg	Prices R/10kg	Volume 10kg	Prices R/10kg	Volume 10kg	Prices R/10kg	Volume 10kg	Prices R/10kg	Volume 10kg	Prices R/10kg	Volume 10kg	Prices R/10kg	Volume 10kg	Prices R/10kg	Volume 10kg	Prices R/10kg	Volume 10kg	Prices R/10kg	Volume 10kg	Prices R/10kg	Volume 10kg	Prices R/10kg
1L	82 808	66,82	55 036	73,61	17 511	69,35	6 339	67,80	26 939	73,12	14 493	69,95	11 836	68,11	1 839	72,75	13 074	95,67	16 738	60,24	1 767	67,87	446 225	71,99
1L/M	85 107	56,56	65 485	61,90	22 912	68,82	9 317	64,43	37 772	73,22	22 917	69,94	29 713	65,14	7 166	70,45	35 859	83,94	17 926	53,07	4 445	67,48	540 692	65,72
1M	107 479	42,74	49 881	49,48	27 196	66,01	5 427	68,63	40 529	67,95	17 048	66,88	30 679	64,10	9 584	71,40	32 672	74,08	9 100	52,47	2 622	60,47	475 155	57,93
1S	30 766	22,96	10 425	27,94	6 571	43,66	1 887	48,07	11 495	43,16	1 488	42,21	3 538	38,95	1 782	41,59	11 322	52,41	719	31,04	-	-	121 589	37,89
1S/M	45 431	23,57	16 274	34,83	1 875	69,54	205	74,10	16 015	55,23	4 507	53,81	7 216	47,74	2 270	48,80	6 782	63,59	2 855	51,19	576	41,85	147 362	42,66
1XL	-	-	-	-	-	-	-	-	-	-	-	-	-	-	-	-	-	-	-	-	-	-	-	-
1XS	11 784	9,14	-	-	-	-	-	-	7 183	56,74	-	-	1 655	46,95	-	-	-	-	10	20,00	-	-	21 681	29,72
1XXS	-	-	-	-	-	-	-	-	-	-	-	-	-	-	-	-	-	-	-	-	-	-	-	-
2L	7 435	51,75	12 084	68,51	3 221	59,50	2 576	63,07	444	55,16	1 445	55,13	503	58,71	130	63,46	4 441	82,44	446	48,35	289	60,25	89 360	61,66
2L/M	5 479	44,51	13 614	57,65	3 545	53,38	2 229	53,95	1 456	61,83	534	57,30	600	50,05	723	61,61	7 172	72,89	1 153	33,75	101	59,75	88 659	54,65
2M	4 705	31,64	10 193	41,02	3 173	53,82	2 378	54,24	1 773	50,17	634	38,42	630	38,70	1 650	47,69	11 474	63,73	1 816	31,91	98	28,73	85 467	46,27
2S	2 400	13,57	645	16,61	1 451	34,80	294	38,33	-	-	-	-	-	-	147	51,09	7 159	42,32	-	-	-	-	21 589	32,30
2S/M	2 241	23,66	3 657	32,97	-	-	255	43,20	680	38,38	-	-	-	-	4	40,00	1 369	51,84	315	15,85	-	-	16 623	32,05
2XL	-	-	-	-	-	-	-	-	-	-	-	-	-	-	-	-	-	-	-	-	-	-	-	-
2XS	1 391	9,09	-	-	-	-	-	-	193	79,53	-	-	-	-	-	-	-	-	-	-	-	-	3 851	13,33
2XXS	-	-	-	-	-	-	-	-	-	-	-	-	-	-	-	-	-	-	-	-	-	-	-	-
3L	702	25,79	375	44,74	405	76,05	575	57,10	99	53,84	634	39,54	234	32,47	37	27,54	309	65,37	-	-	110	60,00	6 871	44,17
3L/M	696	30,76	1 826	42,02	12	275,00	480	33,18	1 543	48,25	1 976	47,39	100	10,00	-	-	-	-	80	20,00	-	-	12 446	45,25
3M	1 486	23,85	2 185	30,83	-	-	3 736	35,71	1 080	37,27	2 797	33,45	3 368	17,24	1 206	25,44	2 525	40,78	-	-	110	38,00	39 845	38,71
3S/M	330	26,67	-	-	-	-	-	-	440	40,00	440	24,75	-	-	-	-	109	5,00	-	-	-	-	1 980	29,47
3XS	-	-	-	-	-	-	-	-	-	-	-	-	-	-	-	-	-	-	-	-	-	-	-	-
3XXS	-	-	-	-	-	-	-	-	-	-	-	-	-	-	-	-	-	-	-	-	-	-	-	-
4L	-	-	730	60,28	-	-	-	-	-	-	-	-	-	-	-	-	-	-	-	-	-	-	1 114	56,08
4L/M	-	-	732	50,54	70	250,00	-	-	-	-	219	42,51	-	-	-	-	396	35,00	-	-	-	-	1 665	52,66
4M	-	-	770	44,63	1 692	25,76	-	-	-	-	110	45,00	-	-	-	-	-	-	-	-	-	-	4 241	34,08
4S	-	-	290	17,64	-	-	-	-	-	-	-	-	-	-	-	-	-	-	-	-	-	-	545	18,40
4S/M	-	-	668	23,56	-	-	-	-	-	-	-	-	-	-	-	-	-	-	-	-	-	-	668	23,56
Total	390 240	45,58	250 682	55,84	90 895	63,14	37 227	58,41	147 641	65,43	70 639	63,77	90 072	60,16	27 122	63,13	144 920	69,78	51 158	53,38	10 118	63,21	2 160 757	58,36

Data disclaimer: Potatoes SA does not take responsibility for the accuracy or interpretation of company data re-purposed by 3rd parties

# PTA & JHB markets: Average Prices - Different Sizes (only 10 kg bags)

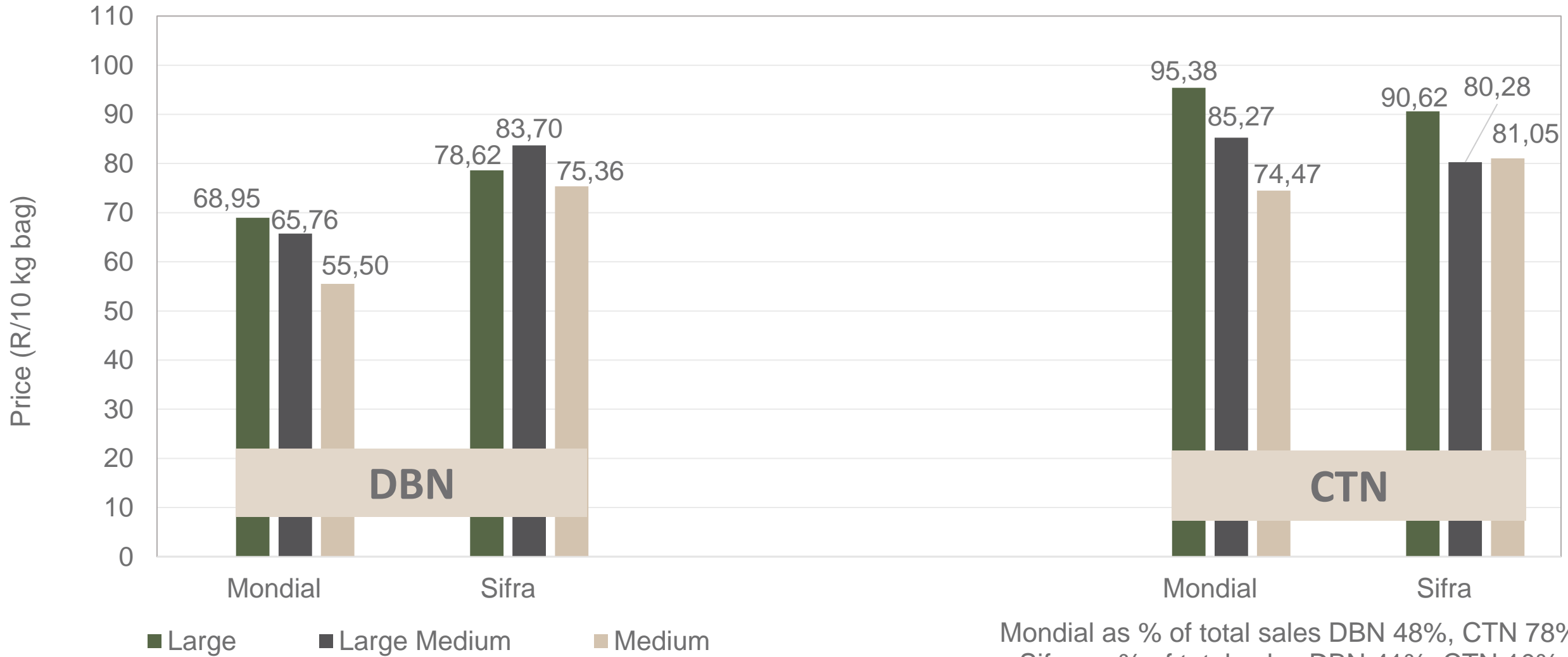


Mondial as % of total sales JHB 59%, PTA 60%  
 Sifra as % of total sales JHB 25%, PTA 22%

*Data disclaimer: Potatoes SA does not take responsibility for the accuracy or interpretation of company data re-purposed by 3rd parties*



# DBN & CTN markets: Average Prices - Different Sizes (only 10 kg bags)



Mondial as % of total sales DBN 48%, CTN 78%  
 Sifra as % of total sales DBN 41%, CTN 10%

# Hectares planted to date for season 2023 versus 2024

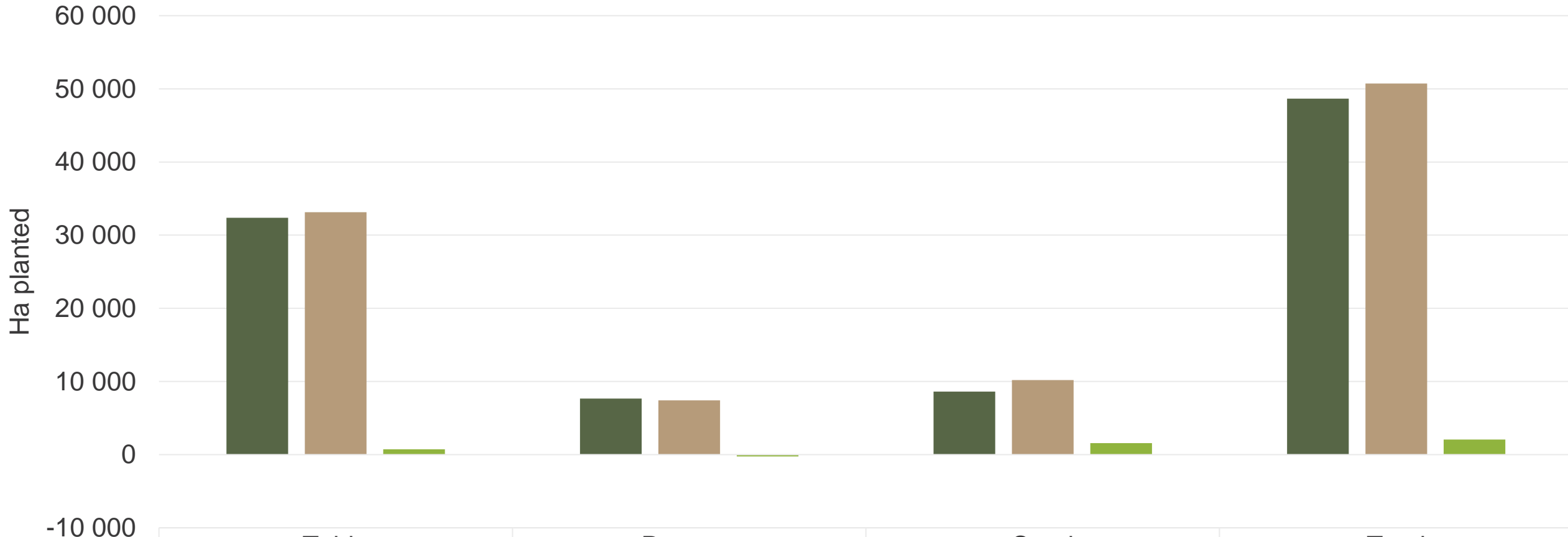


	Table	Process	Seed	Total
2023	32 389	7 658	8 613	48 660
2024	33 127	7 419	10 181	50 727
Changes	738	-240	1 568	2 066

Regions finished: Limpopo early and main, Gauteng early and late, North west main and late, Eastern Free State main, Western Free State early and late, Southwestern Free State main, Ceres main, Eastern Cape winter and summer, North Eastern Cape main, Northern cape early and main, KwaZulu Natal summer and winter, Marble hall main, Sandveld summer and early winter

**Data disclaimer: Potatoes SA does not take responsibility for the accuracy or interpretation of company data re-purposed by 3rd parties**

# Thank you for your time

Feel free to contact us

 [Dikgetho@potatoes.co.za](mailto:Dikgetho@potatoes.co.za)

[Billy@potatoes.co.za](mailto:Billy@potatoes.co.za)

[Jodie@potatoes.co.za](mailto:Jodie@potatoes.co.za)



+27 (0)12 349 1906



6 De Havilland Crescent  
Persequor Techno Park  
Persequor Park  
Pretoria



[www.potatoes.co.za](http://www.potatoes.co.za)



Potatoes  
Aartappels SA