



Weekly Market Information

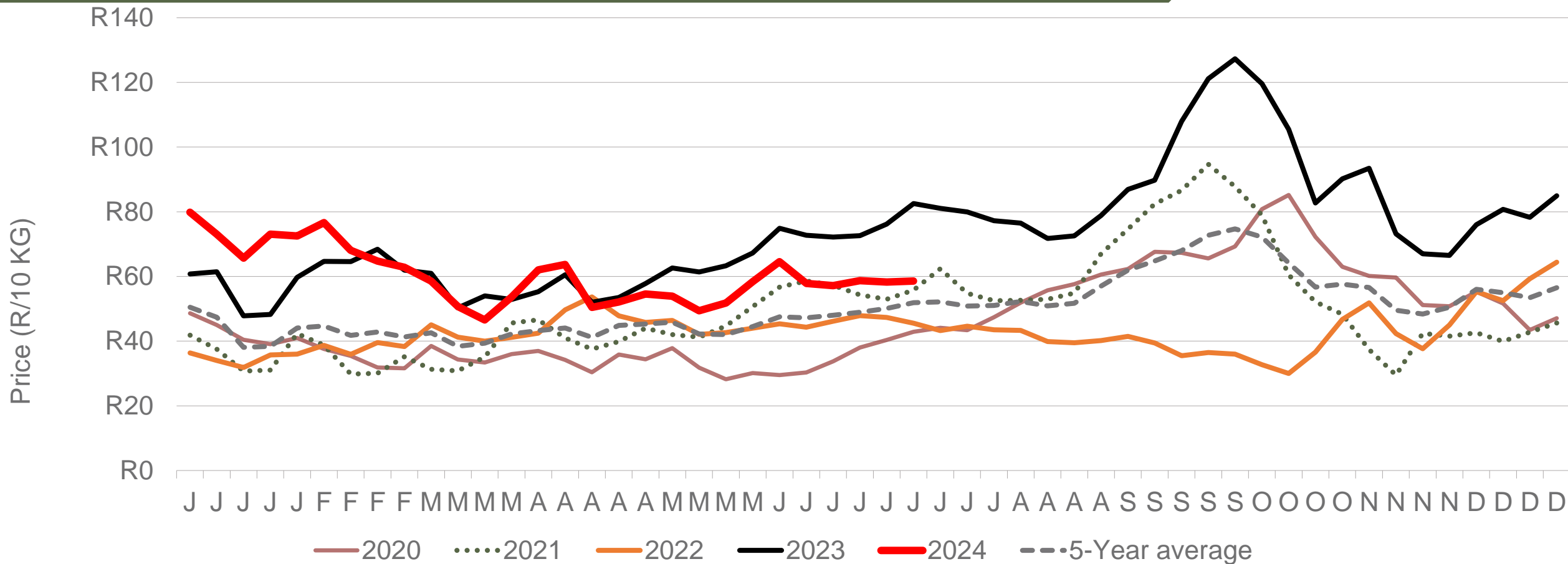
12 July 2024



Potatoes
Aartappels SA

www.potatoes.co.za


Average weekly price – all markets & all classes



Number of bags sold

16%

(Week on Week)



Average weekly price

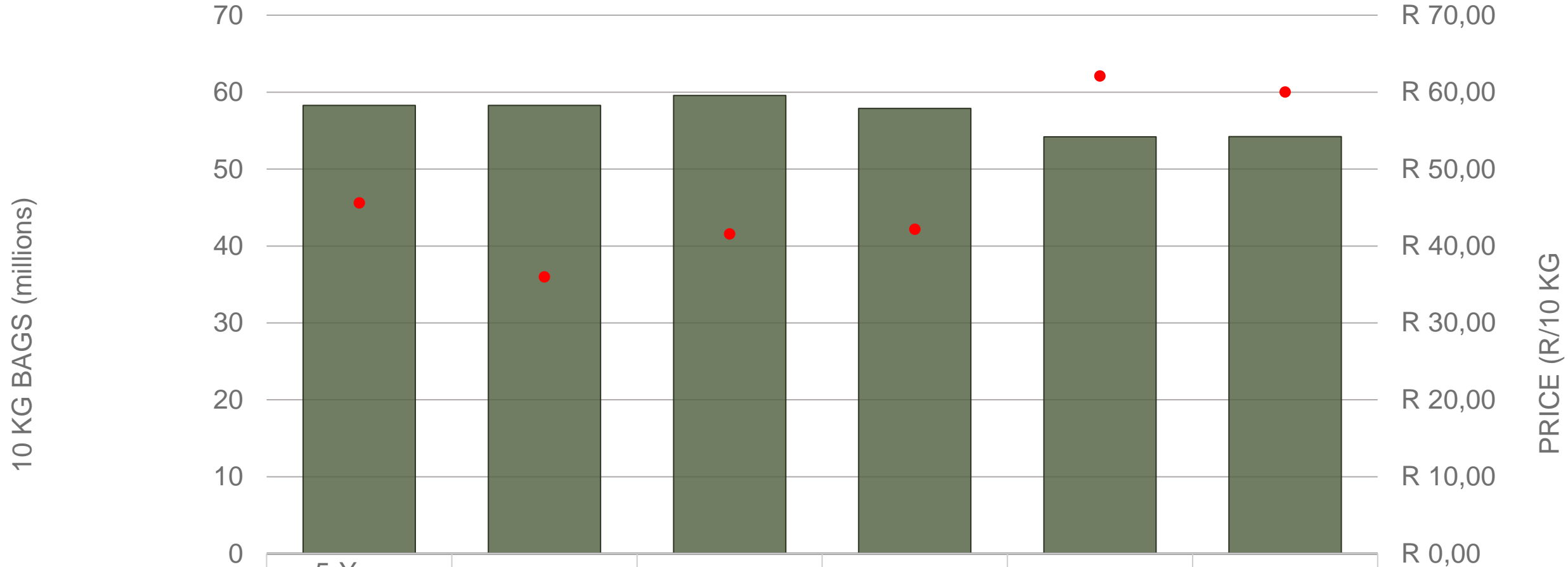
1%

(Week on week)



Data disclaimer: Potatoes SA does not take responsibility for the accuracy or interpretation of company data re-purposed by 3rd parties

Cumulative total number of 10 kg bags sold on markets:

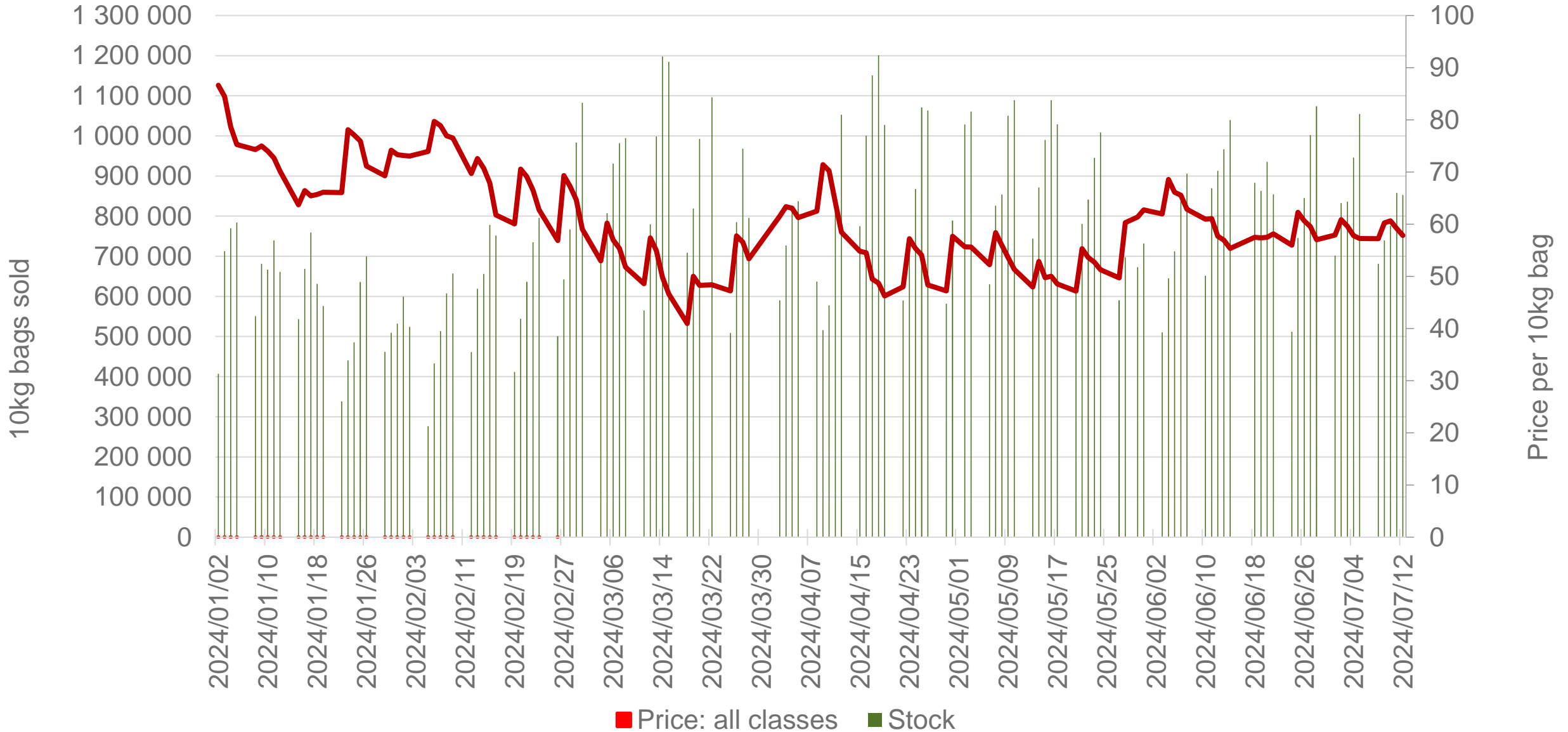


	5-Year average	2020	2021	2022	2023	2024*
■ Number of bags sold	58 268 673	58 276 642	59 579 940	57 879 900	54 196 227	54 226 323
● Average price	R 45,60	R 35,99	R 41,58	R 42,17	R 62,11	R 60,03

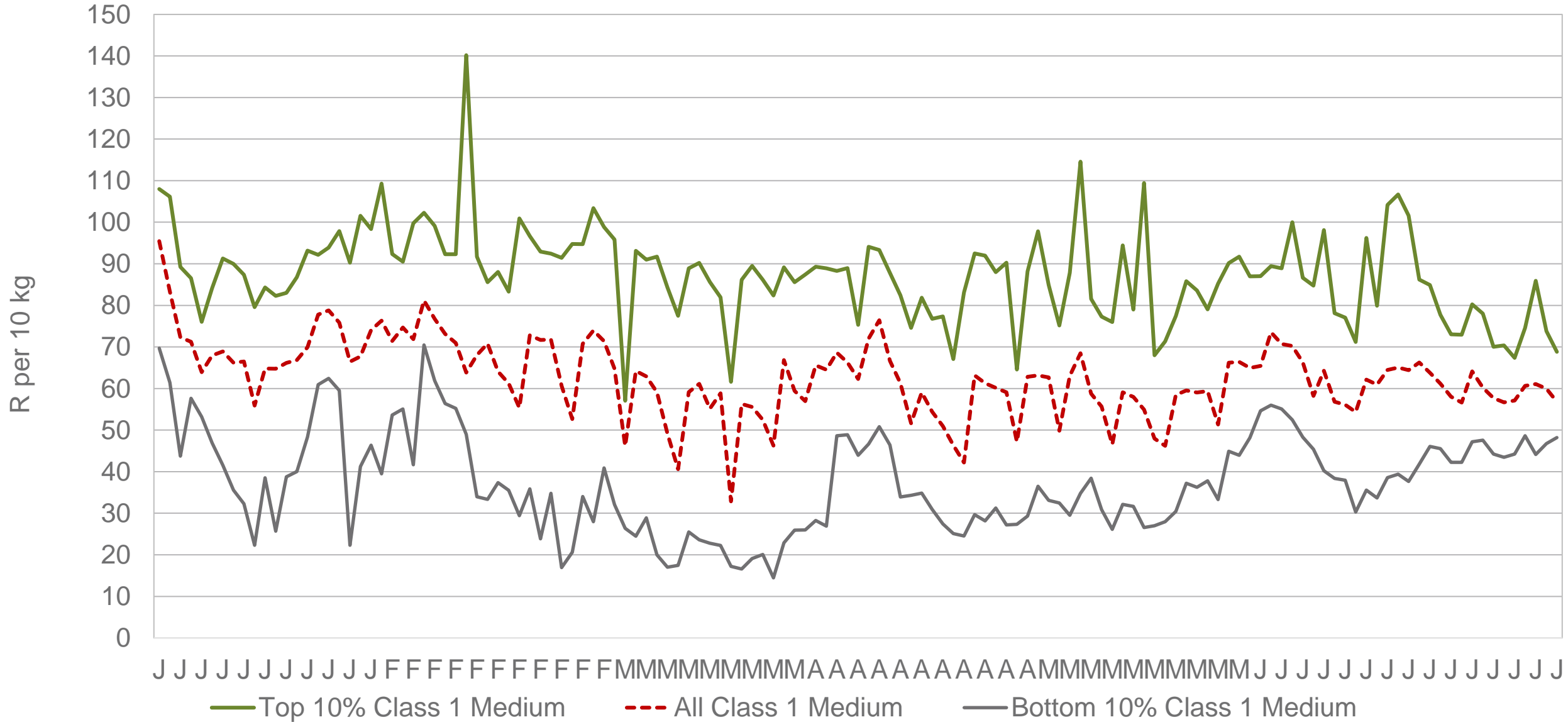
Sold 4 042 350 bags **less** than the **5-year average** (2019 to 2023) of the first 28 weeks of 2024

Data disclaimer: Potatoes SA does not take responsibility for the accuracy or interpretation of company data re-purposed by 3rd parties

RSA daily Price versus Daily Available stocks (all classes & all sizes)

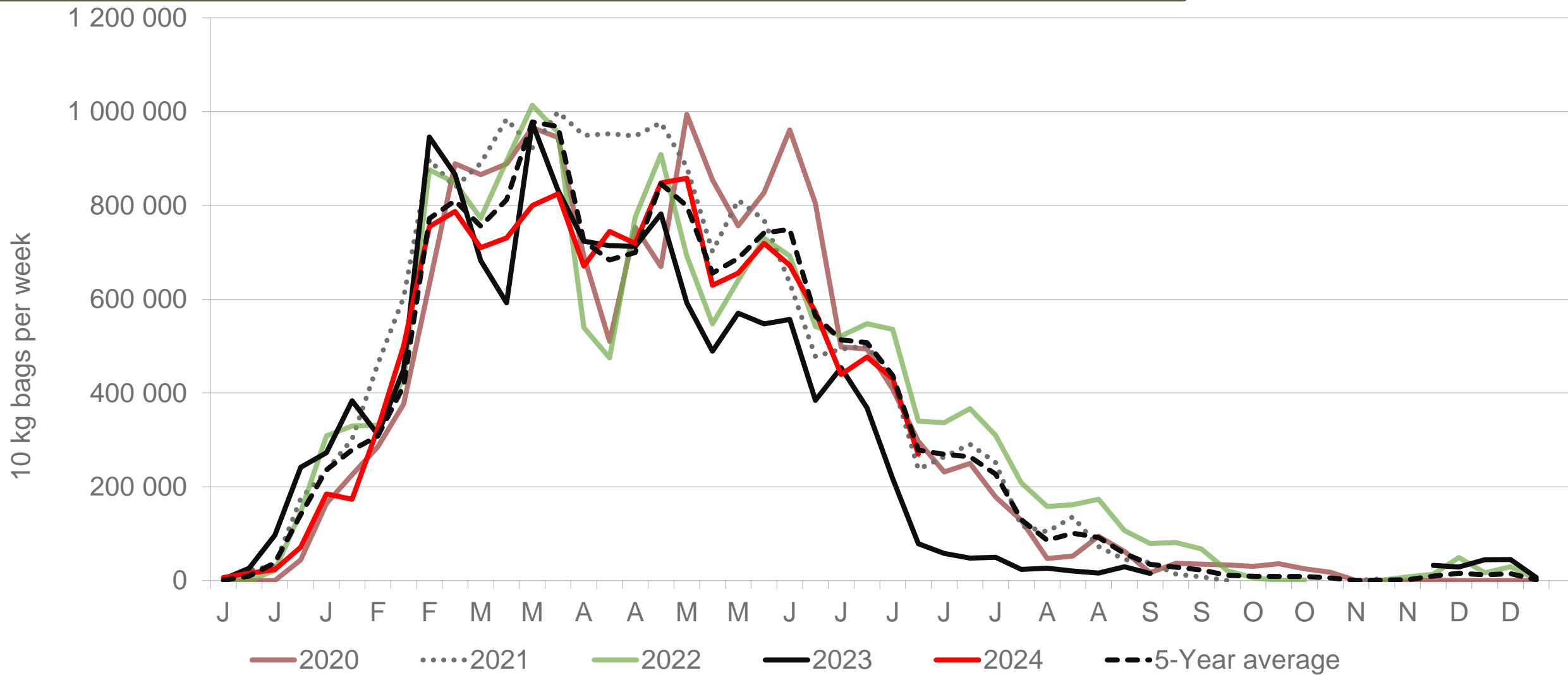


JHB market daily : Top 10% versus Bottom 10% prices – Class 1 Medium (Since January 2024)



Data disclaimer: Potatoes SA does not take responsibility for the accuracy or interpretation of company data re-purposed by 3rd parties

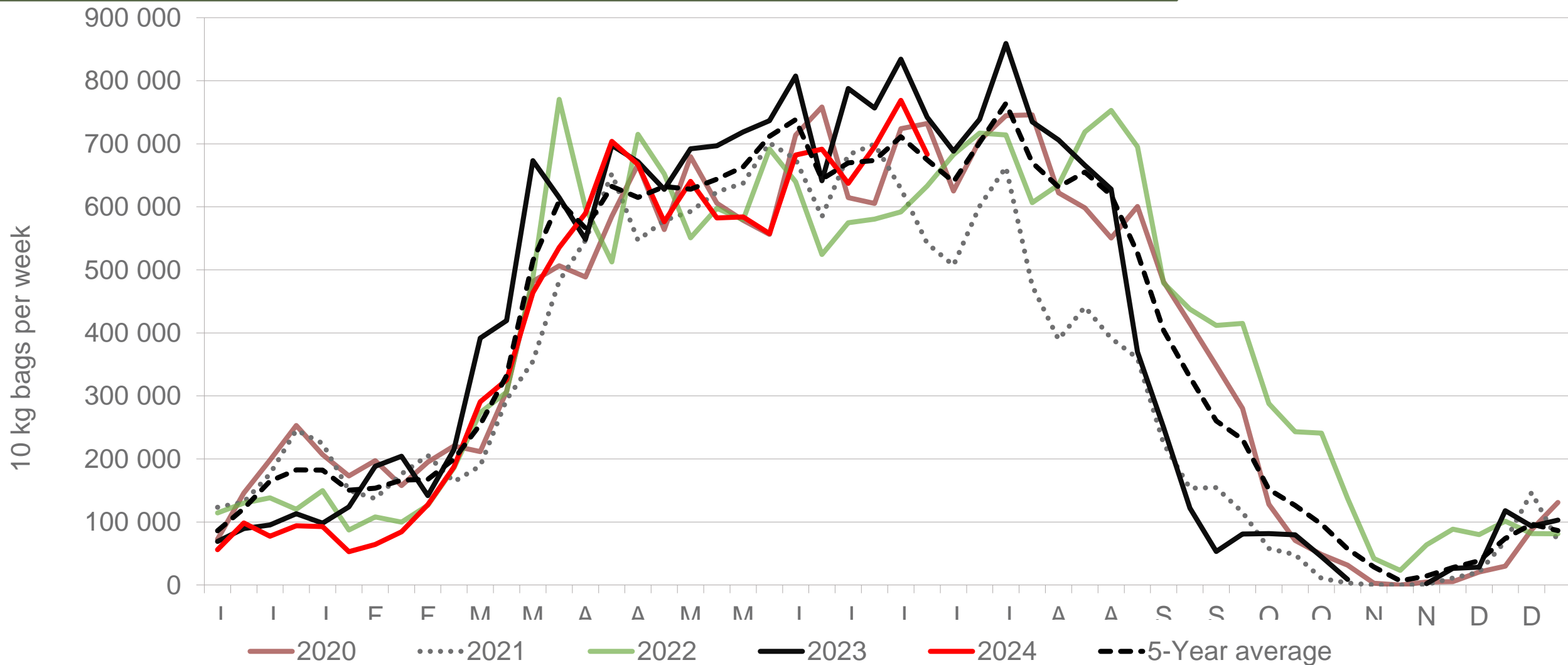
Eastern Free State: Amount of 10 kg bags per week sold on FPMs (all classes)



Sold 5% bags **more** than the first 28 weeks of 2023 and 796 174 bags **less** than the 5-year average (2019 to 2023) of the first 28 weeks of each year.

Data disclaimer: Potatoes SA does not take responsibility for the accuracy or interpretation of company data re-purposed by 3rd parties

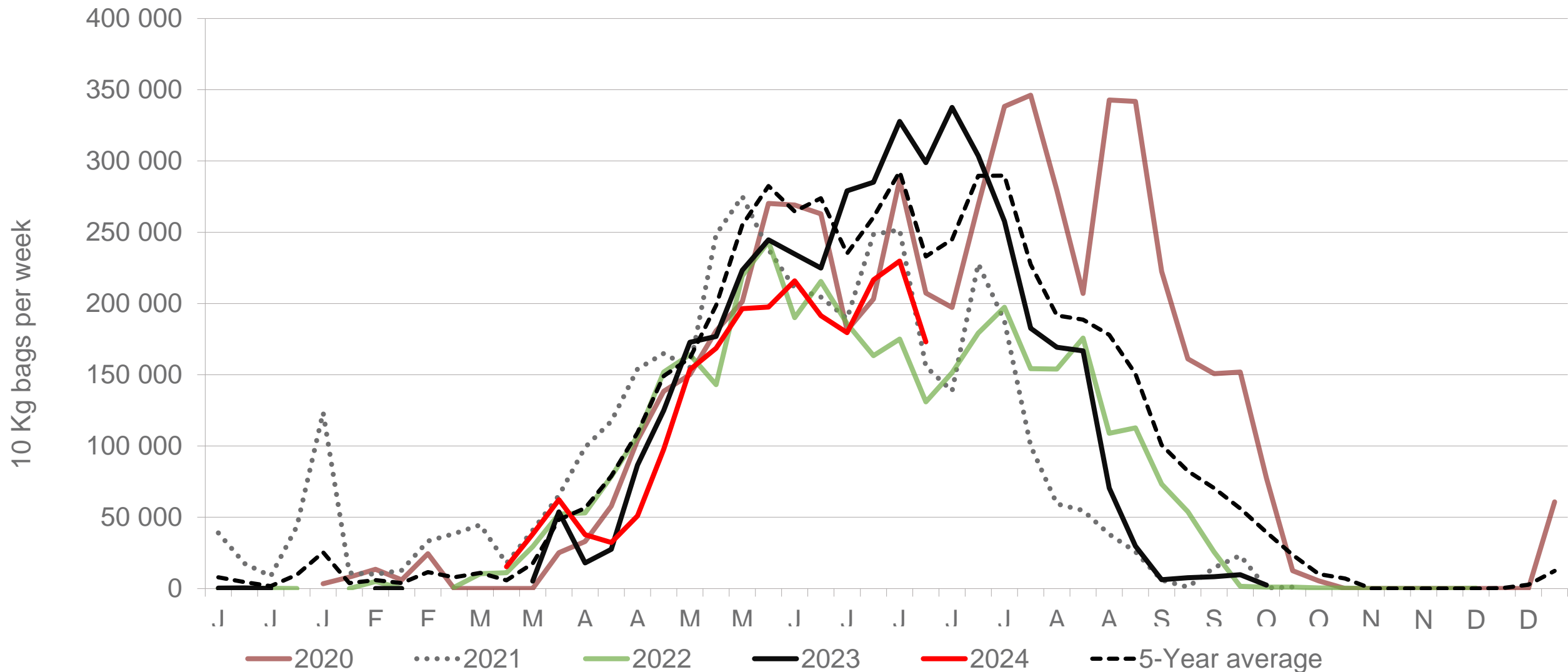
Western Free State : Amount of 10 kg bags per week sold on FPMs (all classes)



Sold 13% bags **less** than the first 28 weeks of 2023 and 878 426 bags **less** than the 5-year average (2019 to 2023) of the first 28 weeks of each year.

Data disclaimer: Potatoes SA does not take responsibility for the accuracy or interpretation of company data re-purposed by 3rd parties

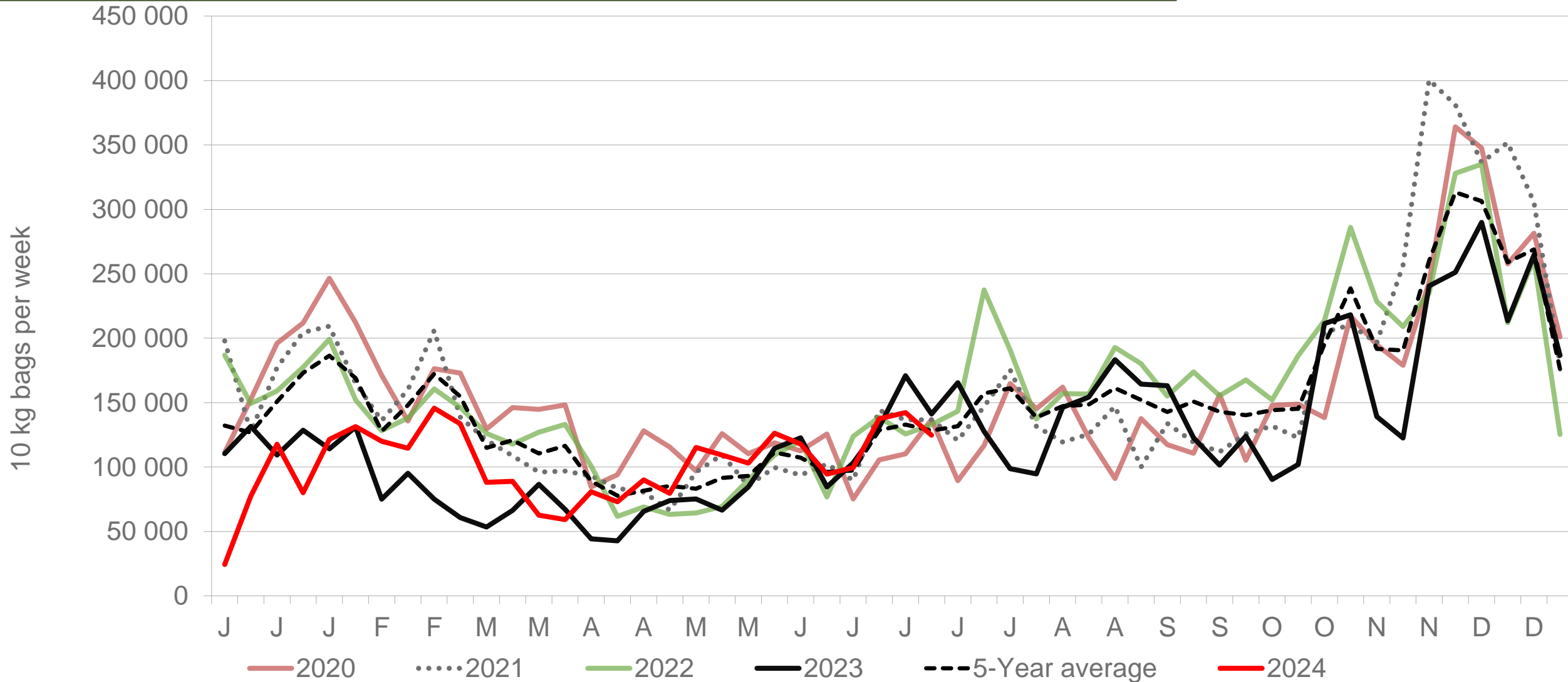
Northern Cape: Amount of 10 kg bags per week sold on FPMs (all classes)



Sold 19% bags **less** than the first 28 weeks of 2023 and 758 867 bags **less** than the 5-year average (2019 to 2023) of the first 28 weeks of each year.

Data disclaimer: Potatoes SA does not take responsibility for the accuracy or interpretation of company data re-purposed by 3rd parties

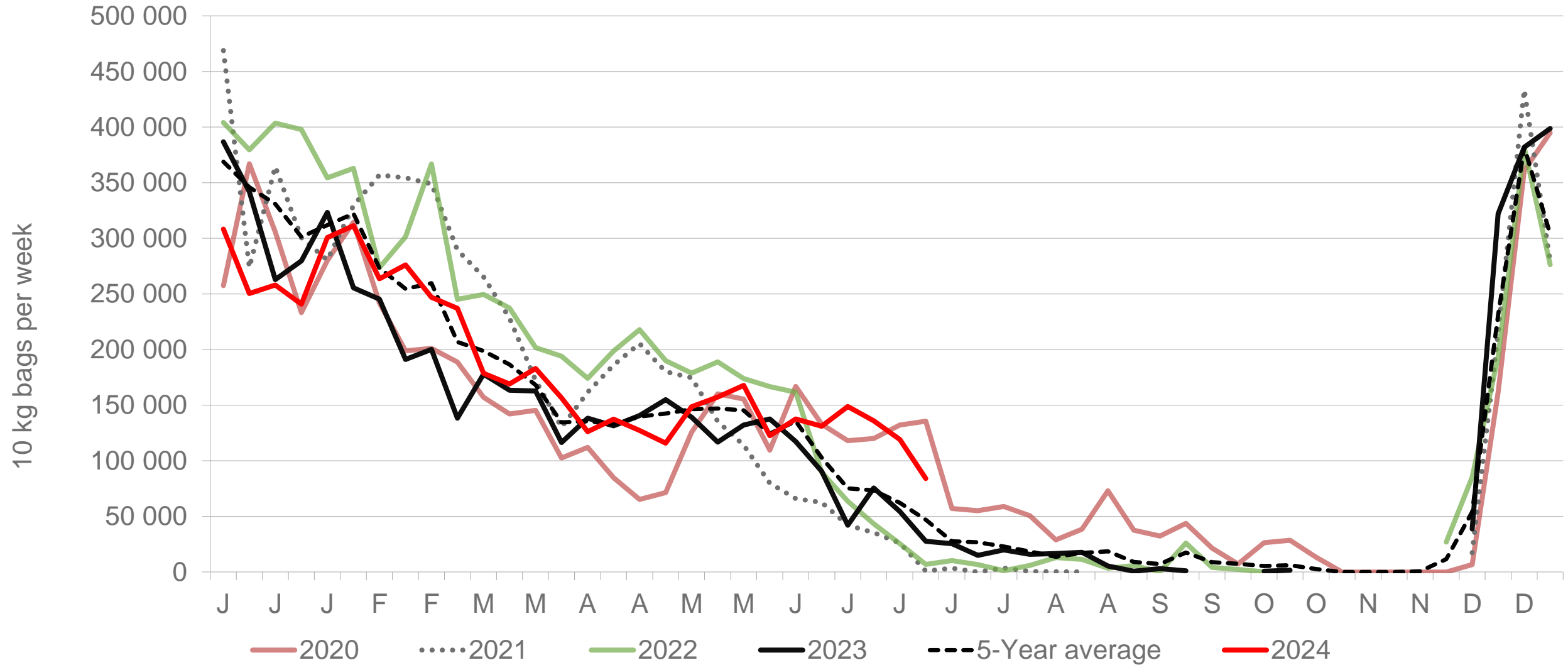
Sandveld: Amount of 10 kg bags per week sold on FPMs (all classes)



Sold 9% bags **more** than the first 28 weeks of 2023 and 548 428 bags **less** than the 5-year average (2019 to 2023) of the first 28 weeks of each year.

Data disclaimer: Potatoes SA does not take responsibility for the accuracy or interpretation of company data re-purposed by 3rd parties

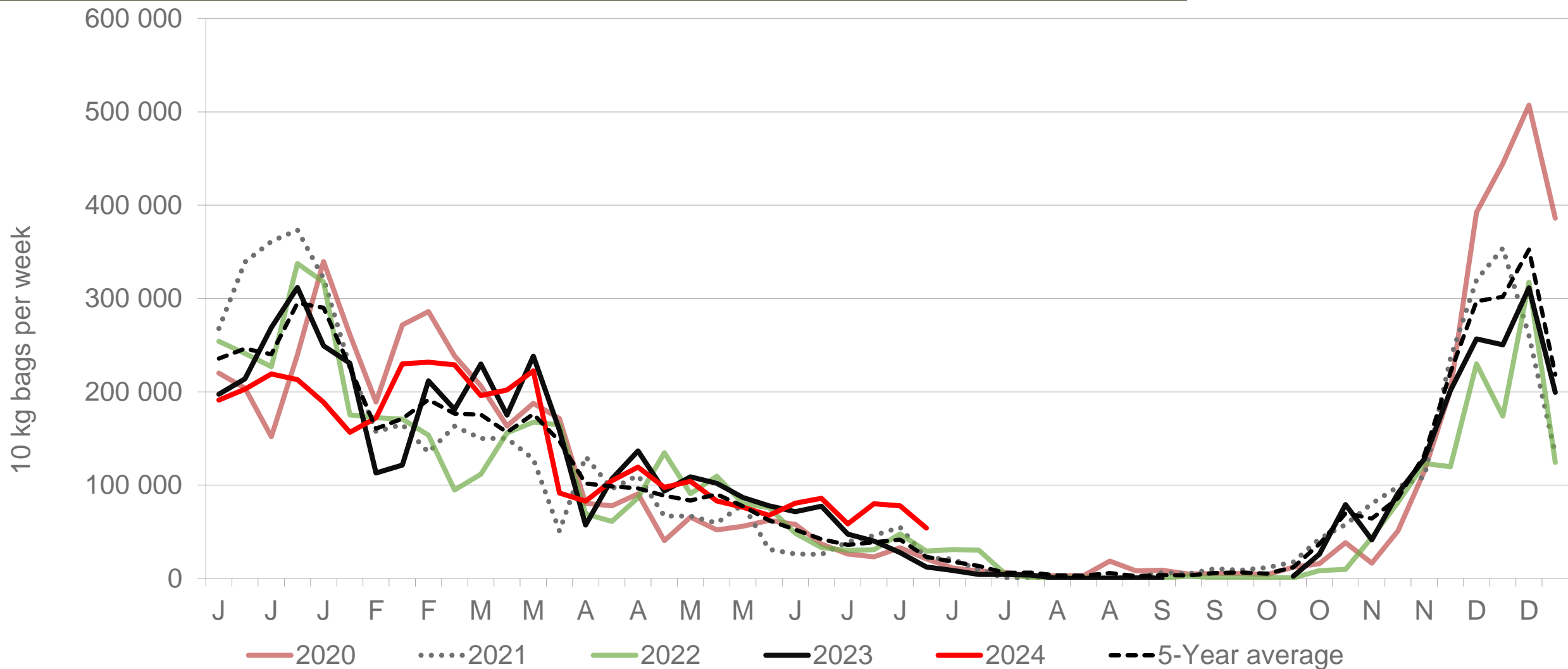
North-West: Amount of 10 kg bags per week sold on FPMs (all classes)



Sold 10% bags **more** than the first 28 weeks of 2023 and 32 808 bags **less** than the 5-year average (2019 to 2023) of the first 28 weeks of each year.

Data disclaimer: Potatoes SA does not take responsibility for the accuracy or interpretation of company data re-purposed by 3rd parties

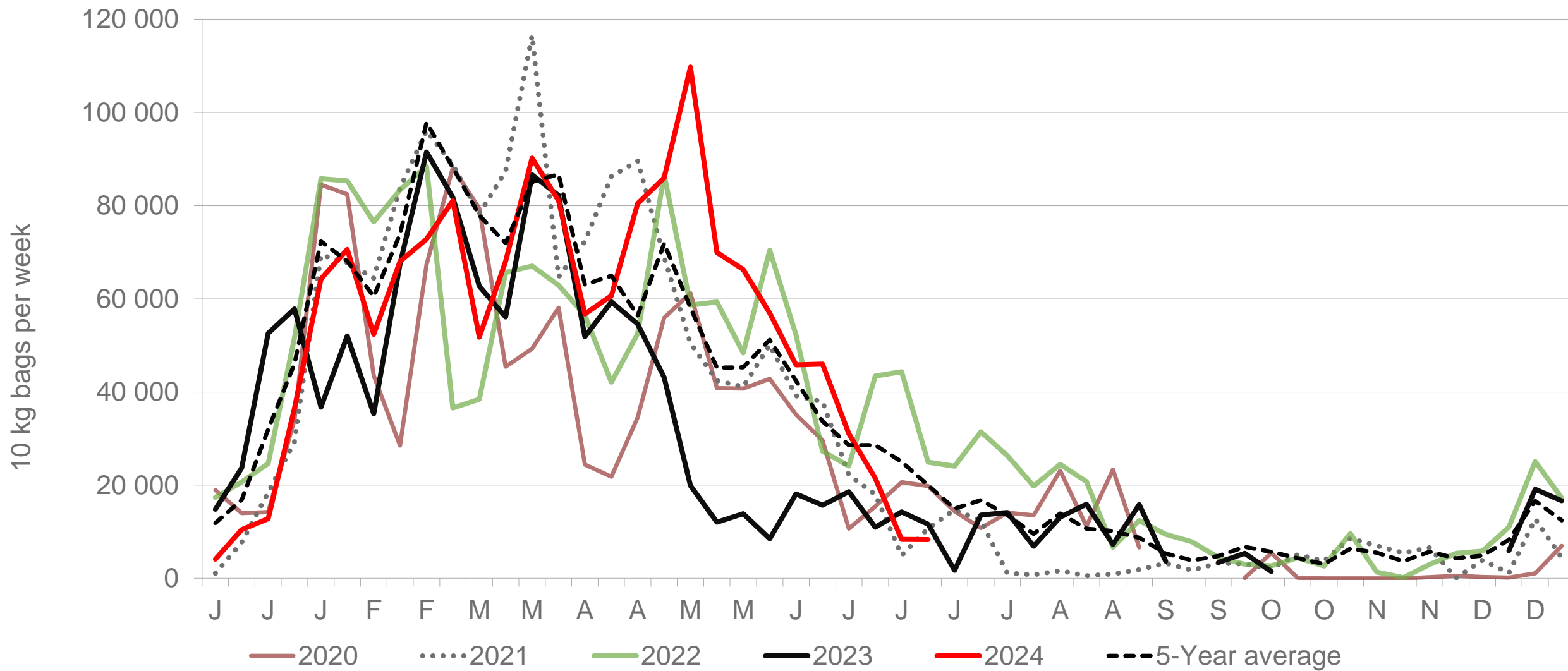
KwaZulu-Natal: Amount of 10 kg bags per week sold on FPMs (all classes)



Sold 1% bags **less** than the first 28 weeks of 2023 and 97 178 bags **more** than the 5-year average (2019 to 2023) of the first 28 weeks of each year.

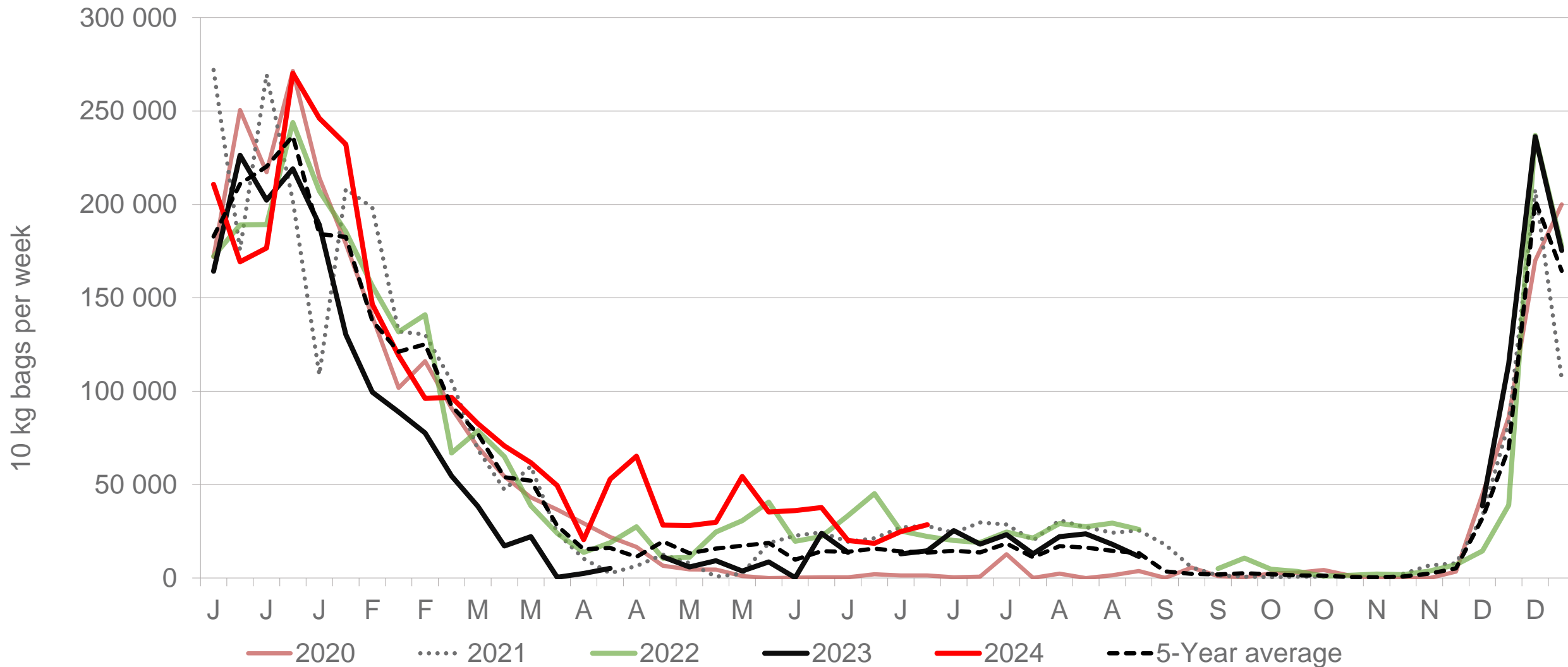
Data disclaimer: Potatoes SA does not take responsibility for the accuracy or interpretation of company data re-purposed by 3rd parties

North Eastern Cape: Amount of 10 kg bags per week sold on FPMs (all classes)



Sold 31% bags **more** than the first 28 weeks of 2023 and 11 813 bags **less** than the 5-year average (2019 to 2023) of the first 28 weeks of each year.

Gauteng: Amount of 10 kg bags per week sold on FPMs (all classes)



Sold 53% bags more than the first 28 weeks of 2023 and 394 841 bags more than the 5-year average (2019 to 2023) of the first 28 weeks of each year.

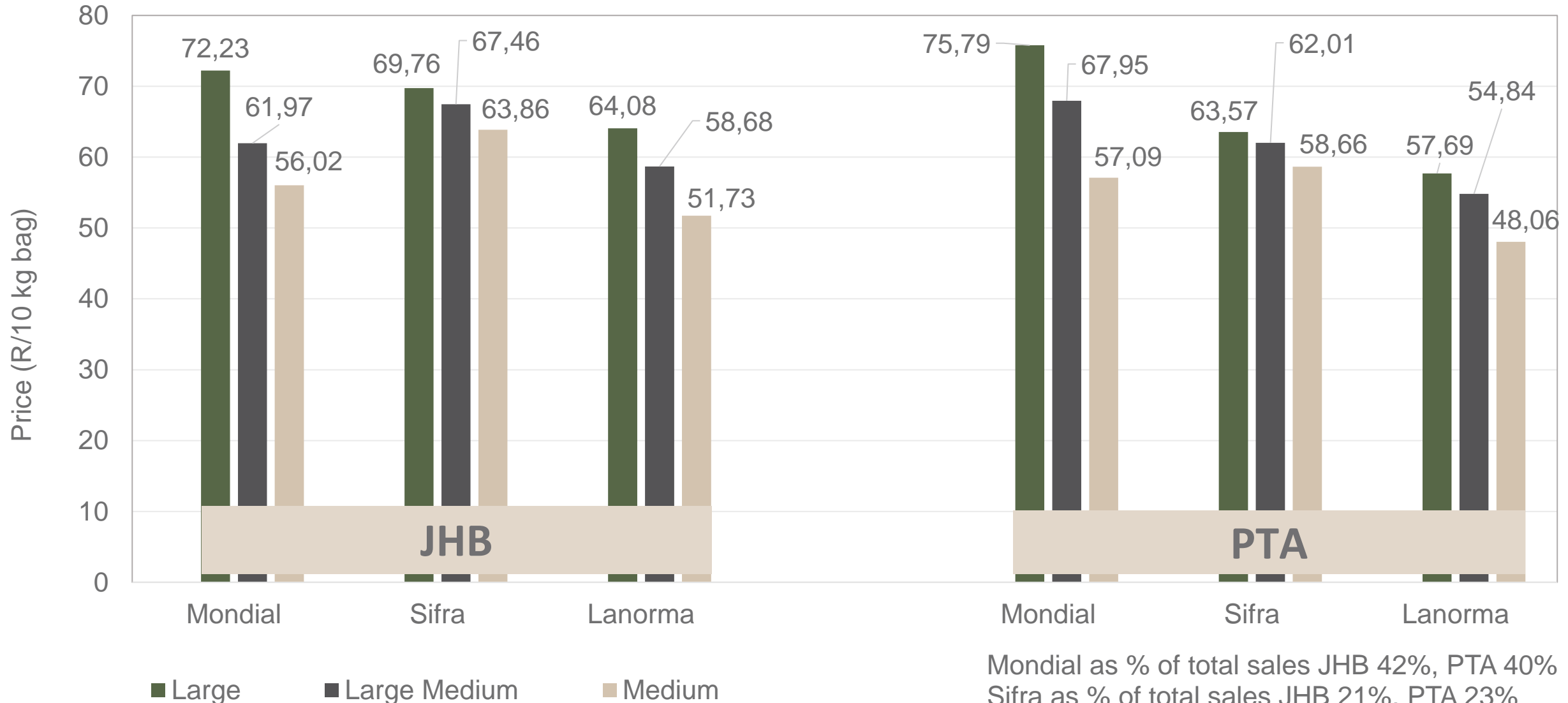
Average weekly prices and volumes for 10 kg bags of potatoes sold on selected markets from selected production regions



Klas & Grootte	Western Free State				Limpopo				Eastern Free State				Northern Cape				Sandveld		North West				All Regions	
	JOH		PRE		JOH		PRE		JOH		PRE		JOH		PRE		CAP		JOH		PRE		All Markets	
	Volume 10kg	Prices R/10kg	Volume 10kg	Prices R/10kg	Volume 10kg	Prices R/10kg	Volume 10kg	Prices R/10kg	Volume 10kg	Prices R/10kg	Volume 10kg	Prices R/10kg	Volume 10kg	Prices R/10kg	Volume 10kg	Prices R/10kg	Volume 10kg	Prices R/10kg	Volume 10kg	Prices R/10kg	Volume 10kg	Prices R/10kg	Volume 10kg	Prices R/10kg
1L	35 772	70,77	25 293	68,99	65 700	74,71	34 884	74,11	40 630	64,38	16 679	58,85	10 160	68,14	4 259	63,96	14 877	82,94	7 073	71,01	2 552	68,57	372 122	70,59
1L/M	64 285	64,49	35 194	62,95	73 588	65,08	40 493	64,81	28 340	57,51	8 924	54,05	17 137	61,91	6 142	62,31	21 601	76,07	11 689	66,13	10 092	67,67	453 282	64,22
1M	72 814	60,90	21 958	58,14	45 909	59,32	25 545	60,46	19 671	53,83	7 093	49,03	9 807	58,23	2 379	59,05	29 712	71,34	6 253	62,90	3 006	66,77	375 049	60,69
1S	12 317	36,36	2 693	32,72	17 413	41,78	8 215	40,14	3 857	34,70	1 014	29,17	476	40,00	736	35,16	13 768	52,69	2 363	45,26	1 608	36,57	94 901	40,98
1S/M	28 692	47,14	5 542	46,38	15 128	51,40	8 883	48,13	5 251	45,03	2 143	42,92	937	50,38	487	45,81	1 914	61,84	5 445	56,63	3 510	52,48	139 805	49,52
1XL	766	73,52	-	-	-	-	-	-	2	60,00	-	-	1 593	71,23	-	-	-	-	-	-	-	-	2 826	69,84
1XS	3 399	25,06	-	-	8 996	34,95	-	-	1 319	24,00	-	-	-	-	-	-	-	-	3 123	48,93	-	-	16 938	34,60
1XXS	-	-	-	-	-	-	-	-	-	-	-	-	-	-	-	-	-	-	-	-	-	-	-	-
2L	9 284	59,31	11 865	59,55	7 053	62,51	5 287	64,14	14 485	54,41	14 226	55,34	5 829	59,20	1 559	57,94	5 722	66,87	-	-	620	52,00	116 791	59,47
2L/M	9 120	53,90	8 181	55,97	4 994	54,49	5 288	57,33	4 382	51,58	3 764	53,71	854	54,59	1 107	55,49	12 051	65,78	1 444	50,97	880	52,00	103 289	56,57
2M	8 329	45,36	5 683	52,74	3 429	49,38	2 371	52,75	4 009	42,83	2 875	49,30	973	46,26	206	45,00	11 896	65,04	-	-	748	44,77	74 287	51,93
2S	518	28,49	1 448	34,97	223	26,48	635	34,96	100	40,00	1 012	32,18	-	-	-	-	2 394	37,71	-	-	-	-	14 580	36,51
2S/M	5 999	34,50	2 301	45,39	642	41,00	914	42,41	404	30,00	4 070	46,30	440	27,25	-	-	190	35,00	-	-	-	-	28 823	40,86
2XL	695	61,59	-	-	-	-	-	-	6	50,00	-	-	-	-	-	-	-	-	-	-	-	-	701	61,49
2XS	995	18,91	-	-	6	26,00	-	-	150	30,43	-	-	-	-	-	-	-	-	-	-	-	-	1 351	20,01
2XXS	-	-	-	-	-	-	-	-	-	-	-	-	-	-	-	-	-	-	-	-	-	-	-	-
3L	2 899	49,08	1 681	53,10	1 283	50,68	470	50,87	3 858	48,62	2 437	48,30	6 242	48,39	948	48,04	-	-	-	-	-	-	40 494	48,98
3L/M	4 197	47,21	2 350	43,12	1 194	45,00	826	46,34	1 817	38,87	1 552	47,15	3 527	43,94	687	41,72	-	-	-	-	220	30,00	34 976	45,69
3M	10 135	37,92	3 769	38,09	3 930	43,25	1 695	40,66	4 226	36,74	1 208	40,05	2 023	36,81	646	38,03	405	45,98	440	40,00	-	-	50 140	39,82
3S/M	-	-	220	30,00	660	30,00	65	35,00	-	-	-	-	1 430	36,89	524	29,75	-	-	-	-	169	19,47	5 846	31,94
3XS	-	-	-	-	-	-	-	-	-	-	-	-	-	-	-	-	-	-	-	-	-	-	932	18,58
3XXS	-	-	-	-	-	-	-	-	-	-	-	-	-	-	-	-	-	-	-	-	-	-	-	-
4L	-	-	415	38,51	-	-	134	60,00	-	-	1 380	41,39	-	-	-	-	-	-	-	-	-	-	6 169	38,79
4L/M	-	-	4	41,25	-	-	10	20,00	-	-	-	-	-	-	-	-	-	-	-	-	-	-	1 355	32,66
4M	-	-	110	30,00	-	-	-	-	-	-	-	-	-	-	-	-	-	-	-	-	-	-	4 484	25,34
4S	-	-	-	-	-	-	-	-	-	-	-	-	-	-	-	-	-	-	-	-	-	-	-	-
4S/M	-	-	-	-	-	-	-	-	-	-	-	-	-	-	-	-	-	-	-	-	-	-	-	-
Total	270 216	57,29	130 512	58,19	250 148	61,82	140 062	61,49	132 577	55,28	68 382	52,38	61 984	57,51	19 791	56,69	123 384	66,62	38 600	60,91	24 478	60,65	1 966 788	58,59

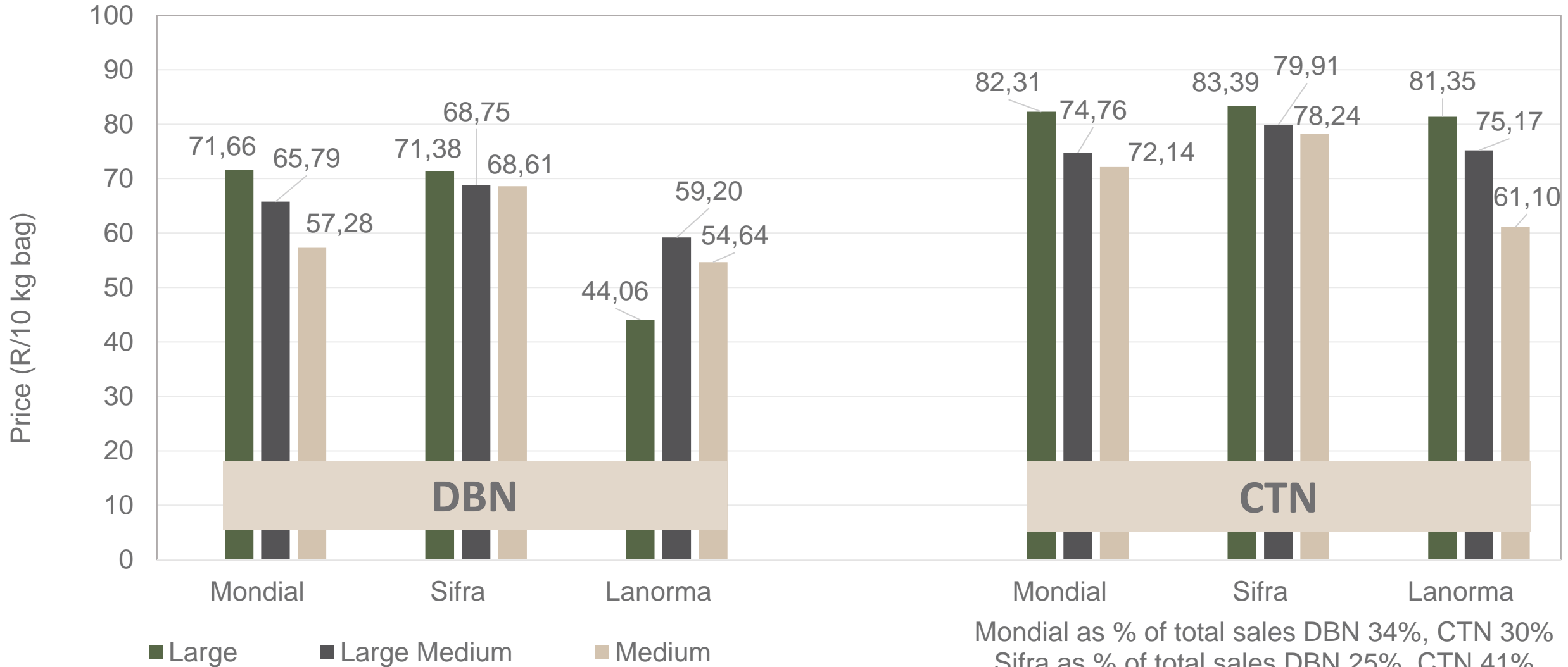
Data disclaimer: Potatoes SA does not take responsibility for the accuracy or interpretation of company data re-purposed by 3rd parties

PTA & JHB markets: Average Prices - Different Sizes (only 10 kg bags)



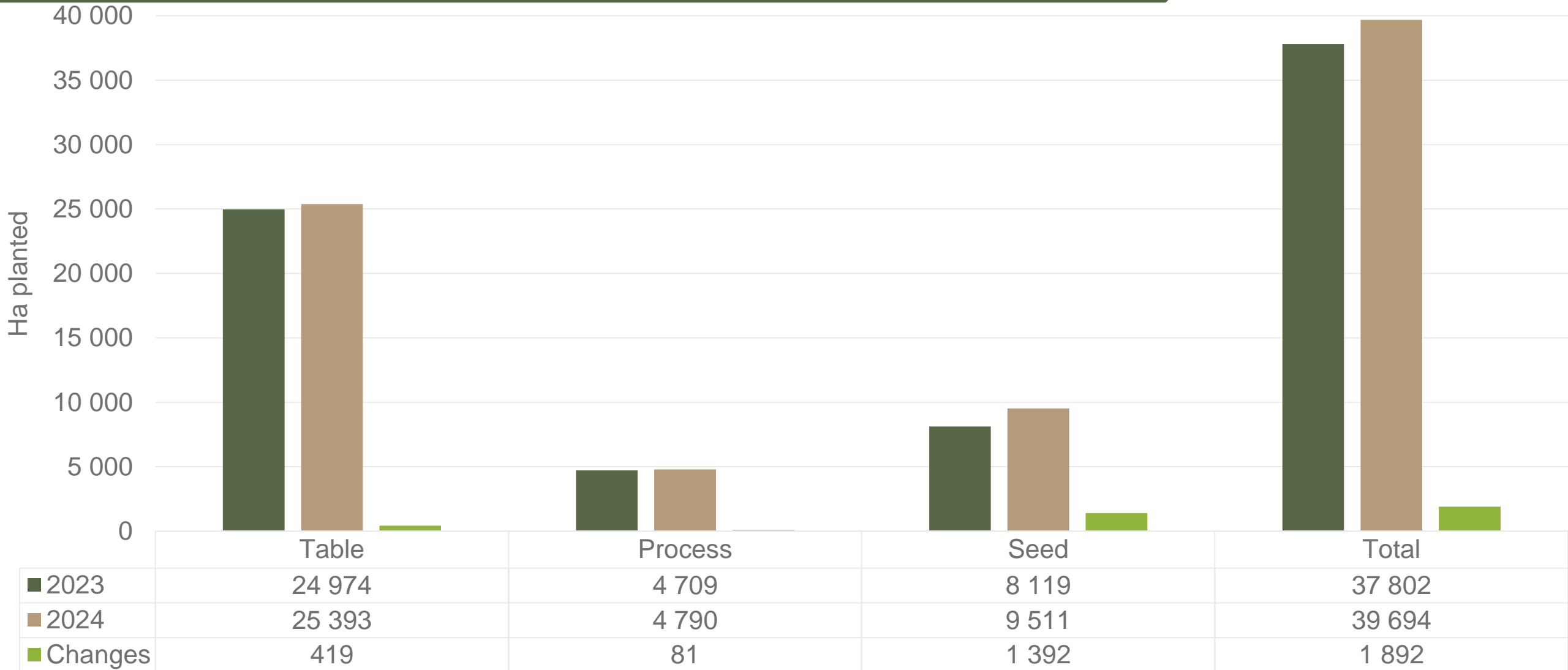
Mondial as % of total sales JHB 42%, PTA 40%
 Sifra as % of total sales JHB 21%, PTA 23%
 Lanorma as % of total sales JHB 10%, PTA 8%

DBN & CTN markets: Average Prices - Different Sizes (only 10 kg bags)



Mondial as % of total sales DBN 34%, CTN 30%
 Sifra as % of total sales DBN 25%, CTN 41%
 Lanorma as % of total sales DBN 19%, CTN 9%

Hectares planted to date for season 2023 versus 2024





Regions finished: Limpopo early, Gauteng late, North west main and late, Eastern Free State main, Western Free State early and late, Southwestern Free State main, Ceres main, Eastern Cape winter and summer, North Eastern Cape main, Northern cape early and main, KwaZulu Natal summer and winter, Sandveld summer and winter


Data disclaimer: Potatoes SA does not take responsibility for the accuracy or interpretation of company data re-purposed by 3rd parties


Thank you for your time

Feel free to contact us

 Dikgetho@potatoes.co.za
Billy@potatoes.co.za

 +27 (0)12 349 1906

 6 De Havilland Crescent
Persequor Techno Park
Persequor Park
Pretoria

 www.potatoes.co.za



Potatoes
Aartappels SA