



Weekly Market Information

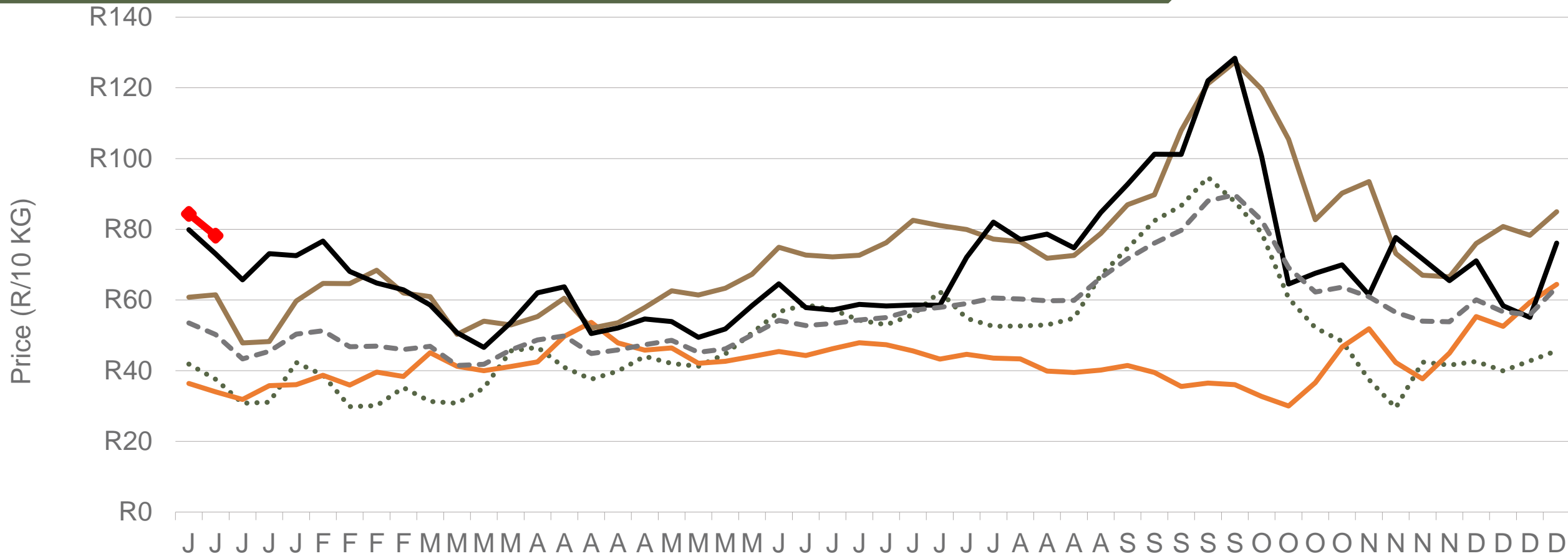
10 January 2025



**Potatoes
Aartappels SA**

www.potatoes.co.za

Average weekly price – all markets & all classes




.....2021 — 2022 — 2023 — 2024 ◆ 2025* - - - 5-Year average



Number of bags sold

31%


(Week on Week)



Average weekly price

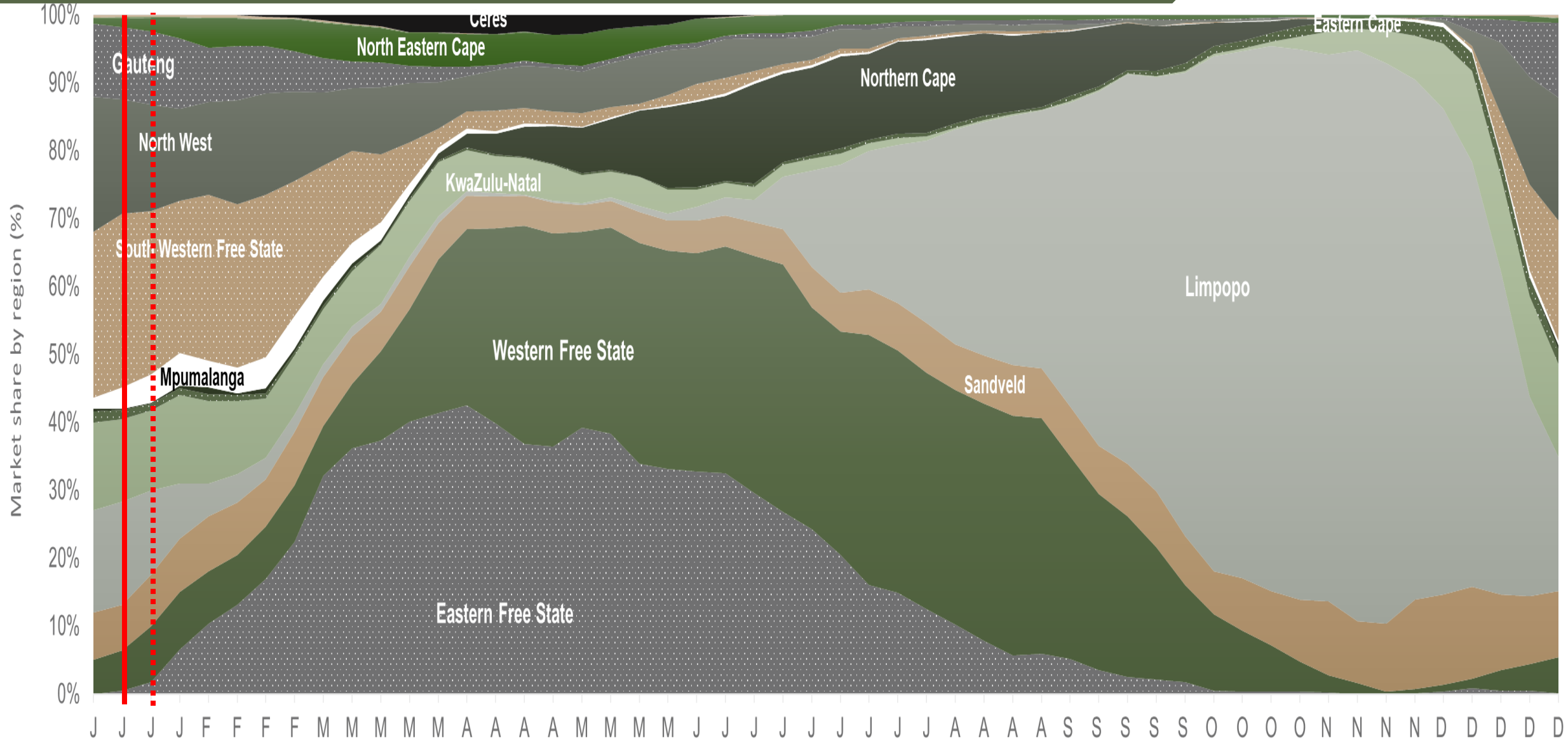
7%

(Week on week)



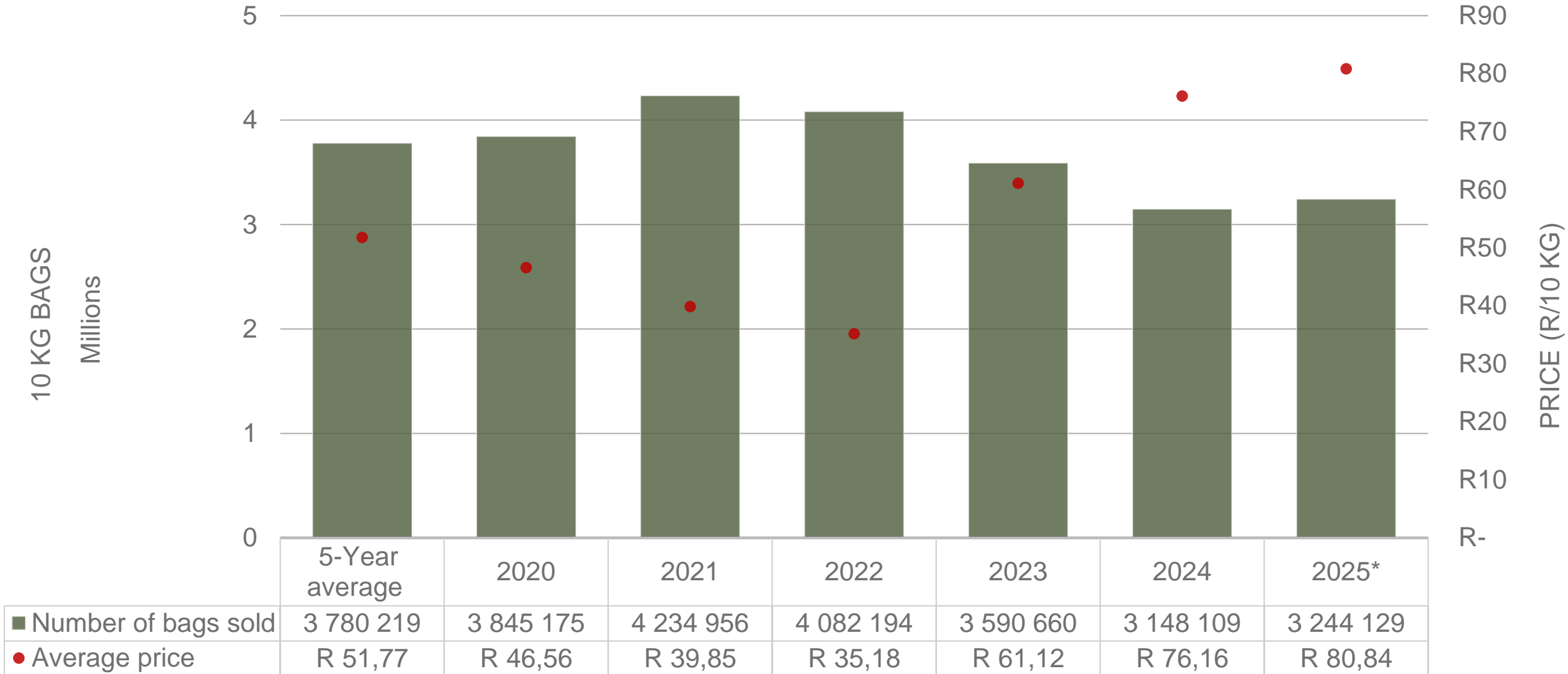
Data disclaimer: Potatoes SA does not take responsibility for the accuracy or interpretation of company data re-purposed by 3rd parties

Market share of regions on fresh produce markets



Data disclaimer: Potatoes SA does not take responsibility for the accuracy or interpretation of company data re-purposed by 3rd parties

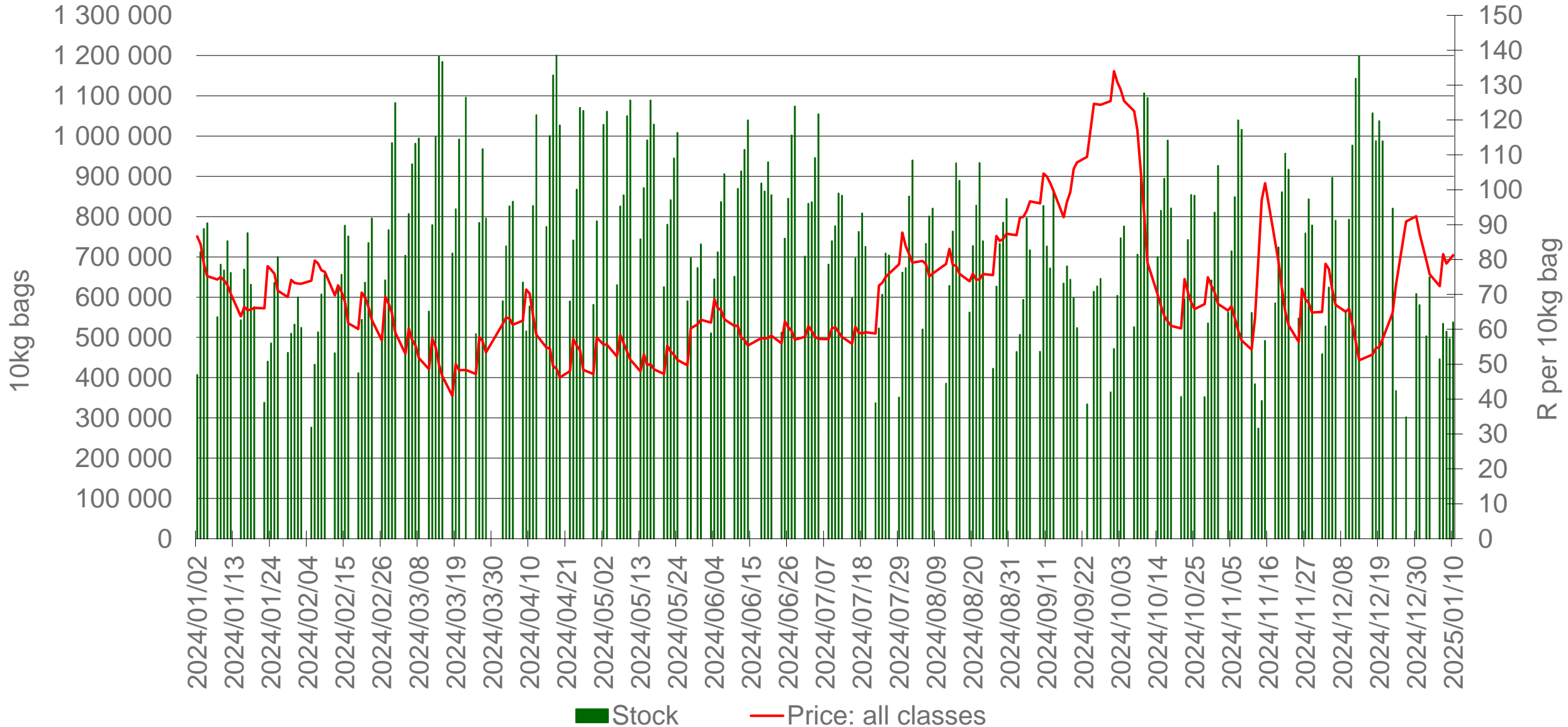
Cumulative total number of 10 kg bags sold on markets:



Sold 536 090 bags **less** than the **5-year average** (2020 to 2024) of the first 2 weeks of 2025

Data disclaimer: Potatoes SA does not take responsibility for the accuracy or interpretation of company data re-purposed by 3rd parties

RSA daily Price versus Daily Available stocks (all classes & all sizes)



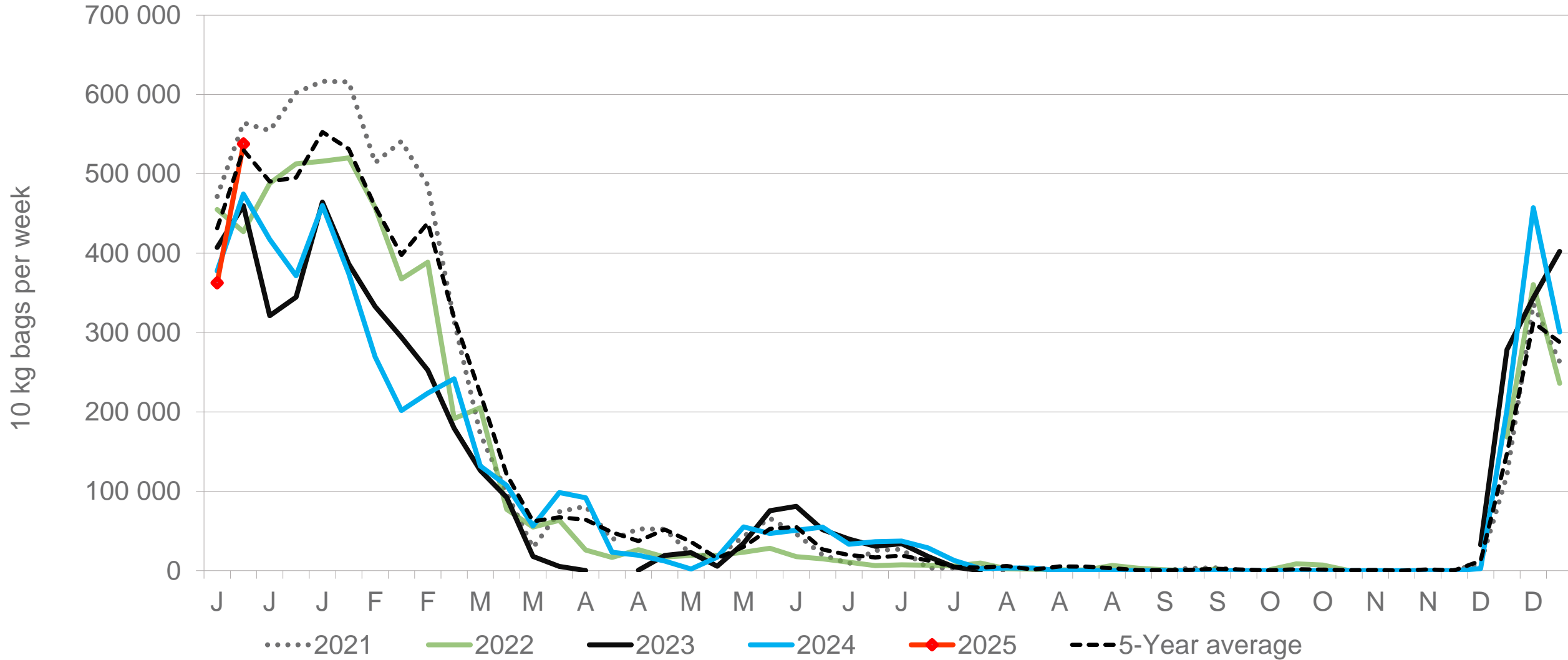
Data disclaimer: Potatoes SA does not take responsibility for the accuracy or interpretation of company data re-purposed by 3rd parties

JHB market daily : Top 10% versus Bottom 10% prices – Class 1 Medium (Since January 2025)



Data disclaimer: Potatoes SA does not take responsibility for the accuracy or interpretation of company data re-purposed by 3rd parties

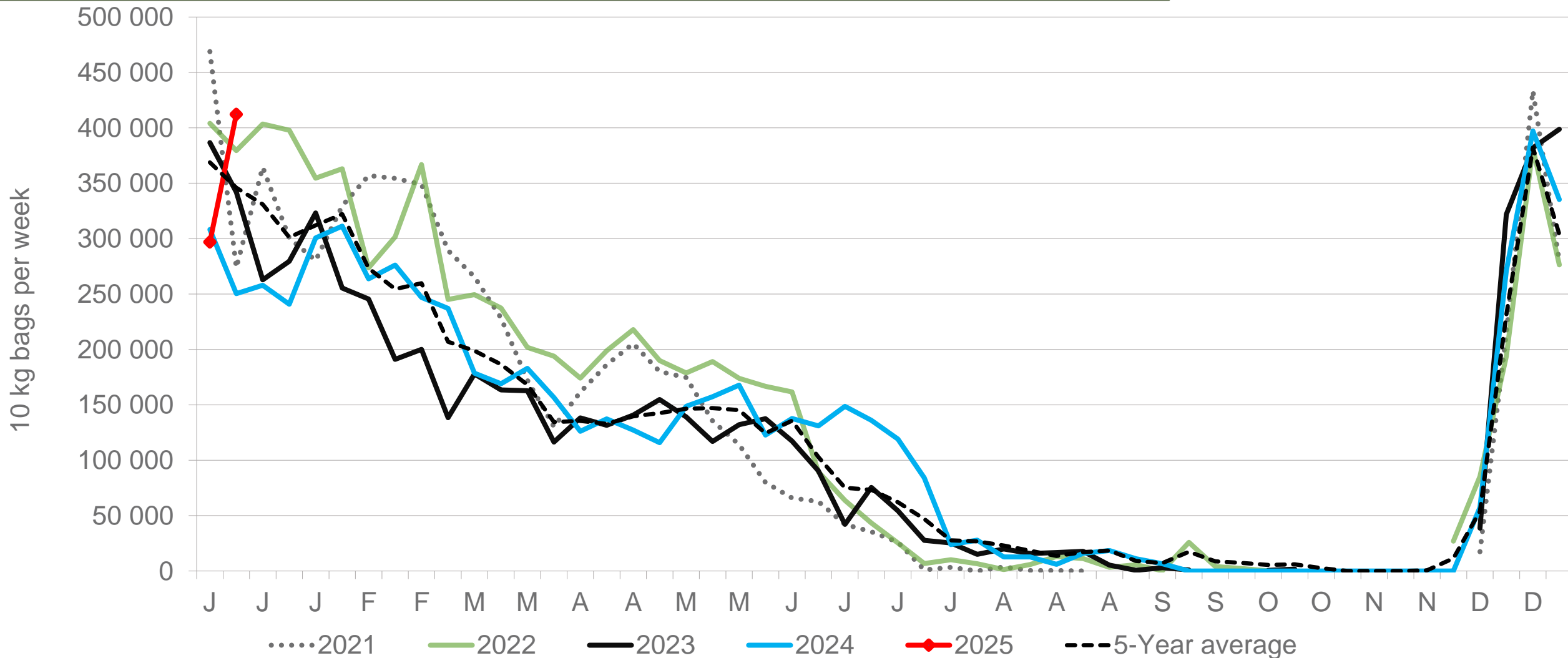
Southwestern Free State: Amount of 10 kg bags per week sold on FPMs (all classes)



Sold 5,64% bags **more** than the first 2 weeks of 2024 and 68 930 bags **less** than the 5-year average (2020 to 2024) of the first 2 weeks of each year.

Data disclaimer: Potatoes SA does not take responsibility for the accuracy or interpretation of company data re-purposed by 3rd parties

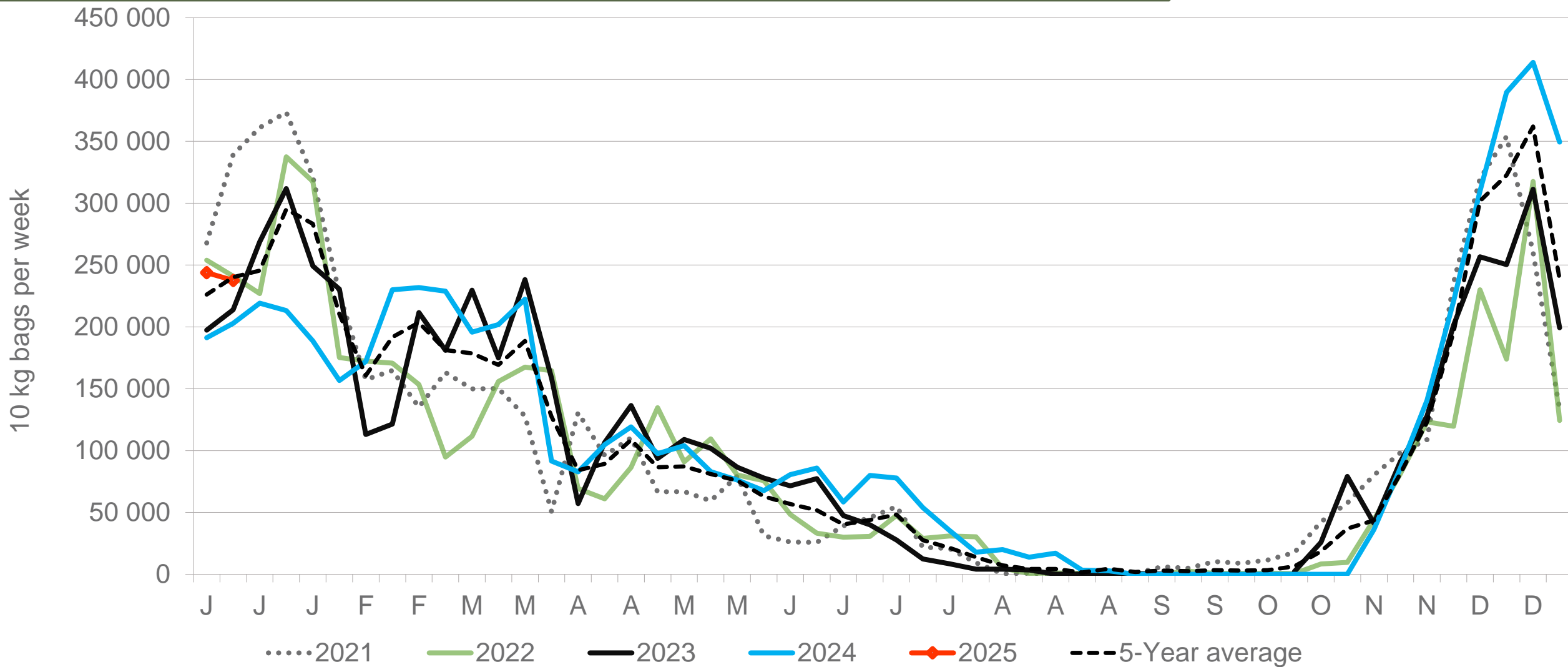
North-West: Amount of 10 kg bags per week sold on FPMs (all classes)



Sold 27% bags **more** than the first 2 weeks of 2024 and 21 481 bags **more** than the 5-year average (2020 to 2024) of the first 2 weeks of each year.

Data disclaimer: Potatoes SA does not take responsibility for the accuracy or interpretation of company data re-purposed by 3rd parties

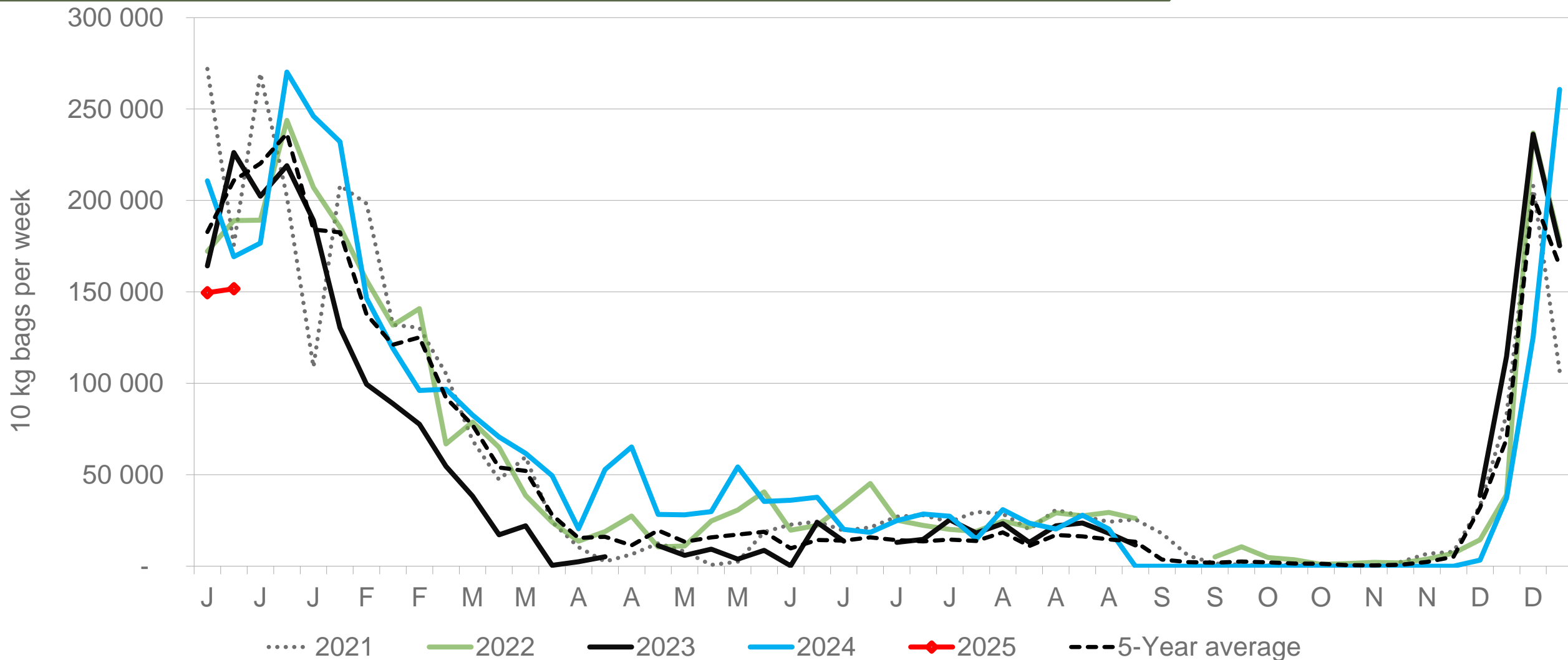
KwaZulu-Natal: Amount of 10 kg bags per week sold on FPMs (all classes)



Sold 22,19% bags **more** than the first 2 weeks of 2024 and 15 203 bags **more** than the 5-year average (2020 to 2024) of the first 2 weeks of each year.

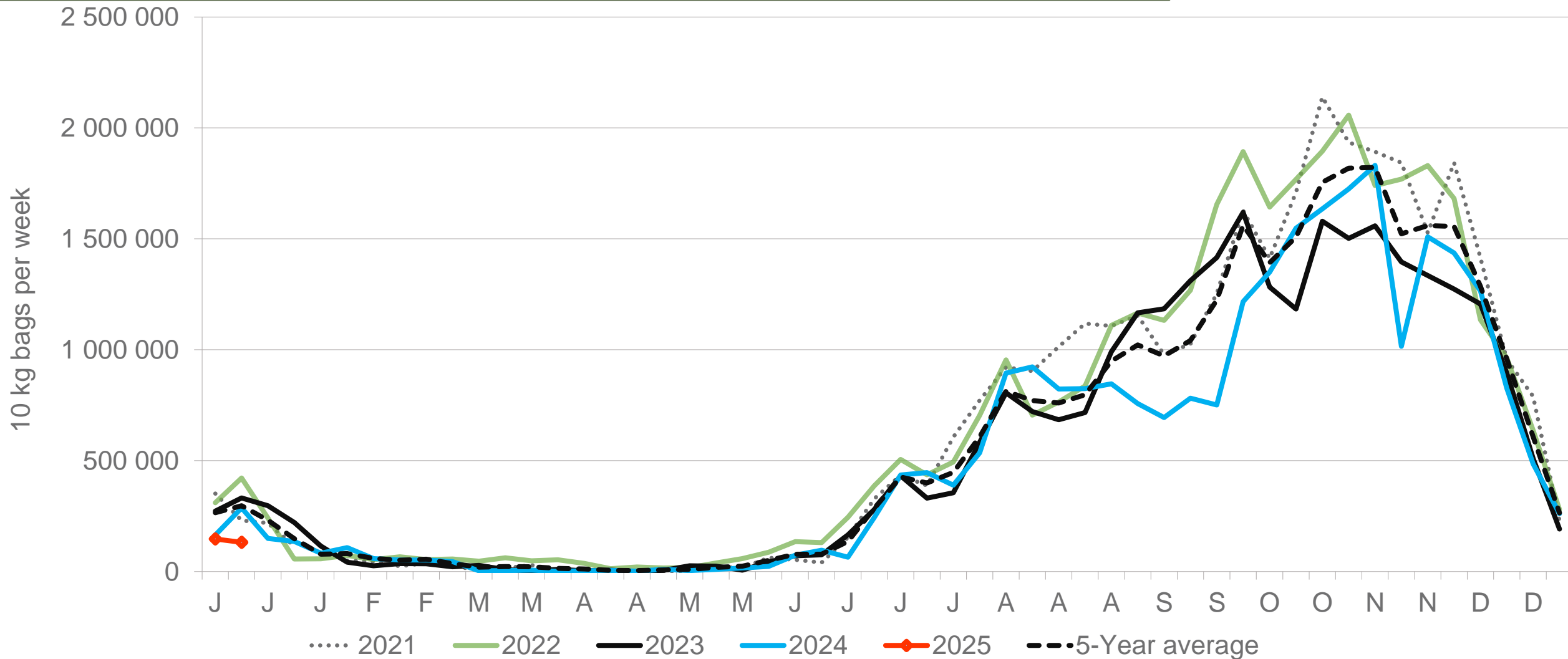
Data disclaimer: Potatoes SA does not take responsibility for the accuracy or interpretation of company data re-purposed by 3rd parties

Gauteng: Amount of 10 kg bags per week sold on FPMs (all classes)



Sold 21% bags **less** than the first 2 weeks of 2024 and 99 045 bags **less** than the 5-year average (2020 to 2024) of the first 2 weeks of each year.

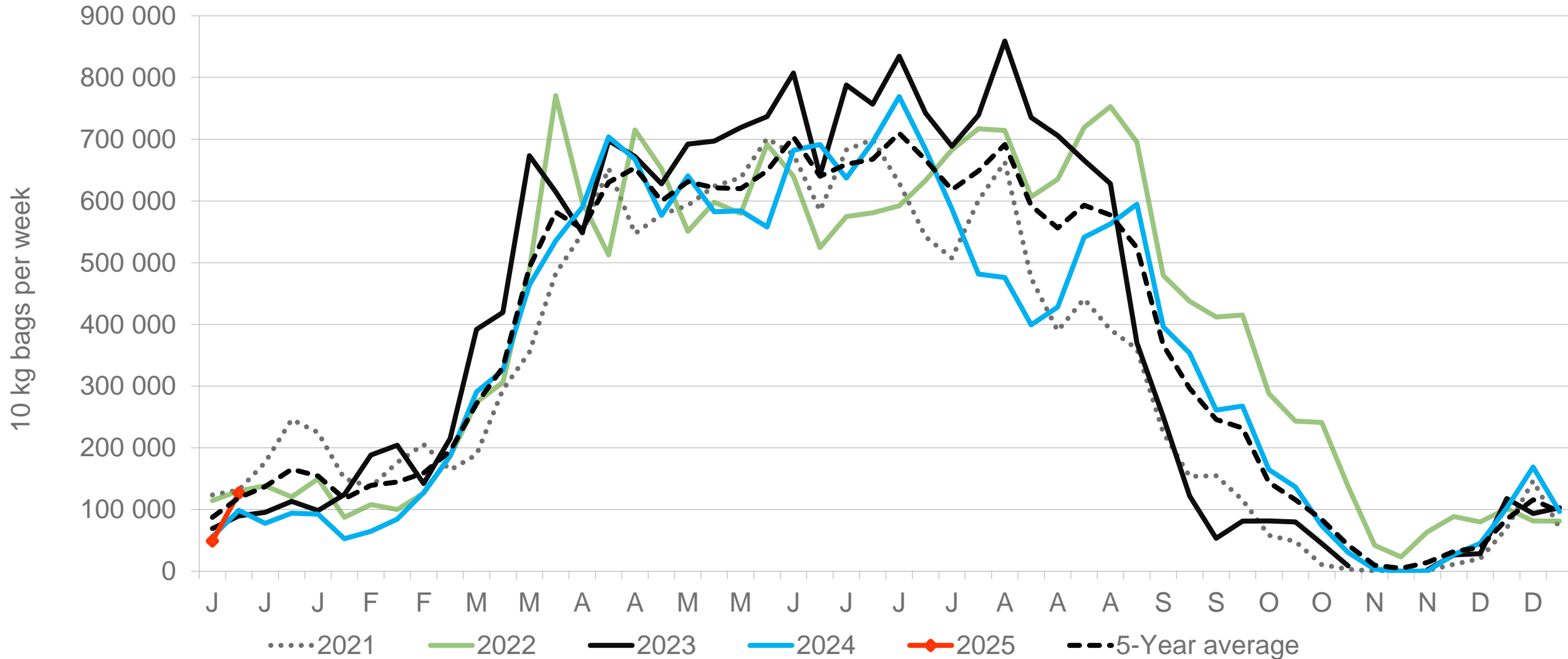
Limpopo: Amount of 10 kg bags per week sold on FPMs (all classes)



Sold 38% bags **less** than the first 2 weeks of 2024 and 283 291 bags **less** than the 5-year average (2020 to 2024) of the first 2 weeks of each year.

Data disclaimer: Potatoes SA does not take responsibility for the accuracy or interpretation of company data re-purposed by 3rd parties

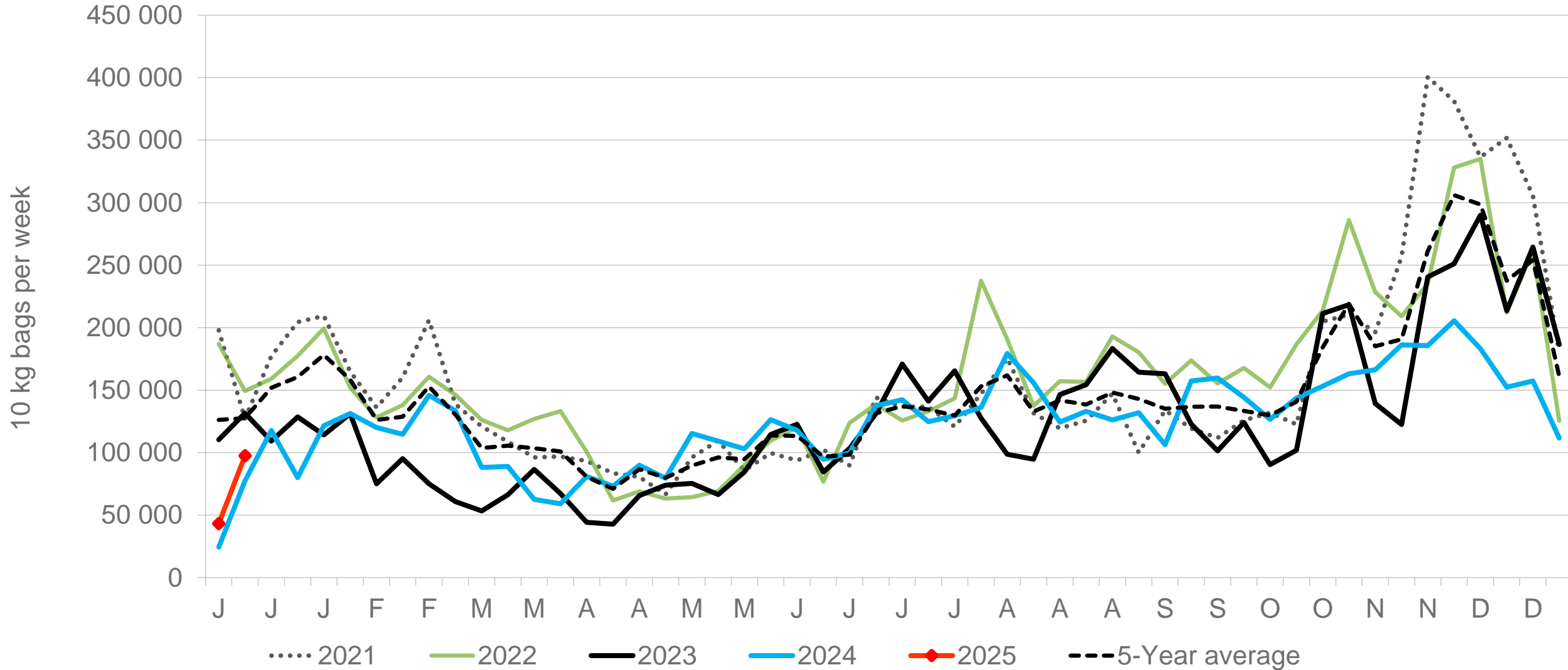
Western Free State : Amount of 10 kg bags per week sold on FPMs (all classes)



Sold 14% bags **more** than the first 2 weeks of 2024 and 30 680 bags **less** than the 5-year average (2020 to 2024) of the first 2 weeks of each year.

Data disclaimer: Potatoes SA does not take responsibility for the accuracy or interpretation of company data re-purposed by 3rd parties

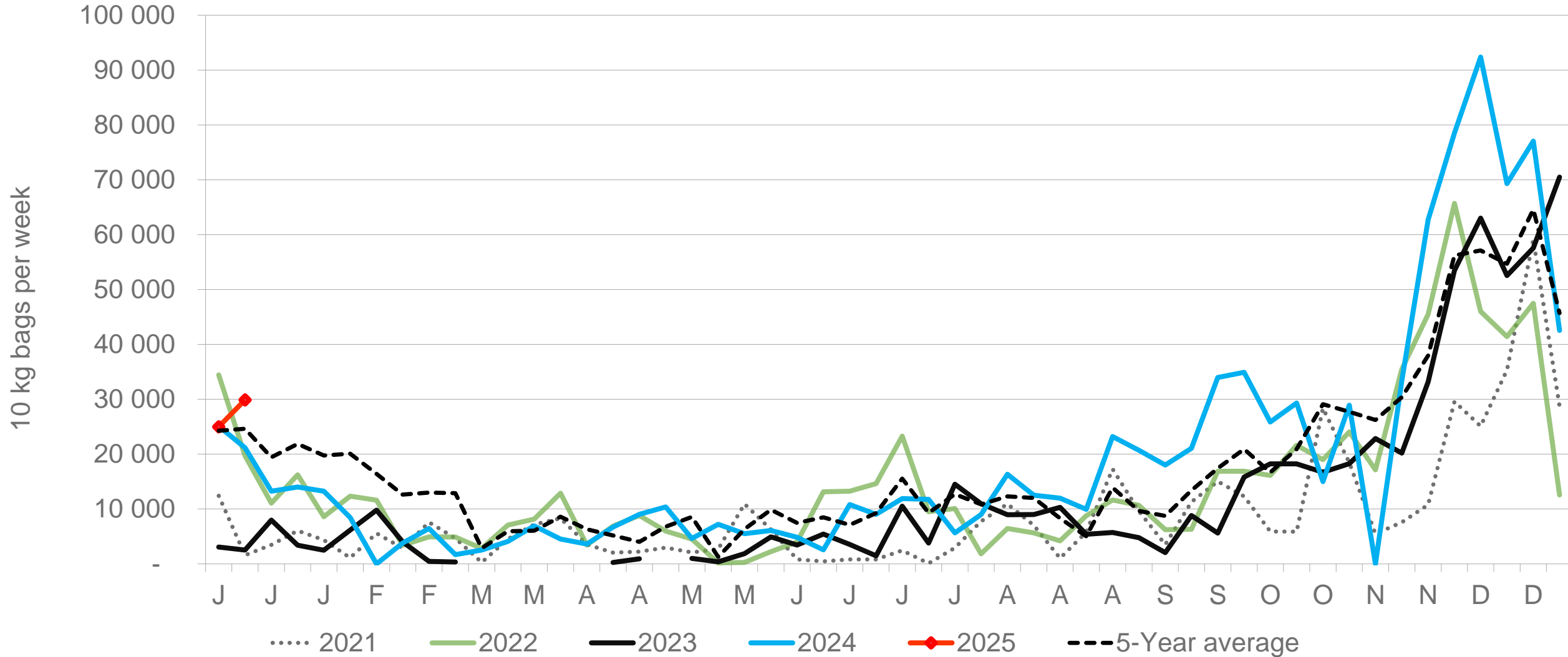
Sandveld: Amount of 10 kg bags per week sold on FPMs (all classes)



Sold 38% bags **more** than the first 2 weeks of 2024 and 113 122 bags **less** than the 5-year average (2020 to 2024) of the first 2 weeks of each year.

Data disclaimer: Potatoes SA does not take responsibility for the accuracy or interpretation of company data re-purposed by 3rd parties

Eastern Cape: Amount of 10 kg bags per week sold on FPMs (all classes)



Sold 19% bags **more** than the first 2 weeks of 2024 and 11 387 bags **more** than the 5-year average (2020 to 2024) of the 2 weeks of each year.

Data disclaimer: Potatoes SA does not take responsibility for the accuracy or interpretation of company data re-purposed by 3rd parties

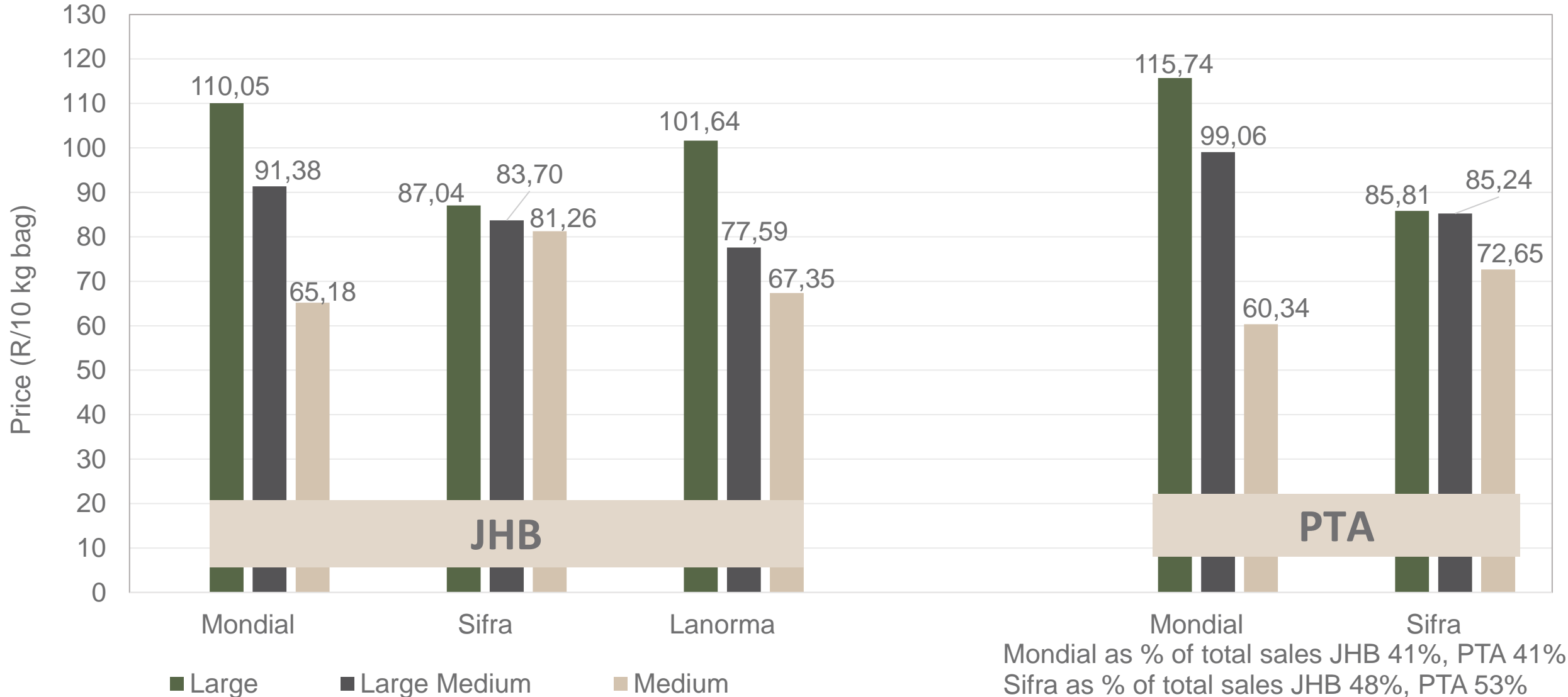
Average weekly prices and volumes for 10 kg bags of potatoes sold on selected markets from selected production regions



Klas & Grootte	South Western Freestate				North West				KwaZulu-Natal				Gauteng				Limpopo				Western Free State				All Regions	
	JOH		PRE		JOH		PRE		DUR		PIE		JOH		PRE		JOH		PRE		JOH		PRE		All Markets	
	Volume 10kg	Prices R/10kg	Volume 10kg	Prices R/10kg	Volume 10kg	Prices R/10kg	Volume 10kg	Prices R/10kg	Volume 10kg	Prices R/10kg	Volume 10kg	Prices R/10kg	Volume 10kg	Prices R/10kg	Volume 10kg	Prices R/10kg	Volume 10kg	Prices R/10kg	Volume 10kg	Prices R/10kg	Volume 10kg	Prices R/10kg	Volume 10kg	Prices R/10kg	Volume 10kg	Prices R/10kg
1L	31 175	85,75	8 549	85,53	42 259	94,22	24 028	97,57	4 911	104,42	3 967	101,90	22 999	100,31	8 502	90,23	17 755	112,52	4 771	109,61	16 984	103,80	6 095	119,83	349 097	98,62
1L/M	49 661	83,88	20 242	85,40	49 021	87,63	26 205	92,10	7 168	91,07	3 526	95,06	32 858	84,96	9 247	72,72	22 628	90,40	8 025	90,92	18 209	89,85	4 674	100,76	452 731	88,69
1M	28 375	81,02	16 896	75,46	31 108	83,66	23 477	82,03	17 017	87,86	3 786	74,36	27 537	72,22	13 029	55,47	17 376	63,61	12 259	56,49	6 243	69,89	2 200	75,70	375 640	77,89
1S	4 631	48,99	2 770	43,40	18 553	56,06	5 307	50,26	2 790	36,85	2 544	43,26	8 860	47,86	2 880	32,77	12 218	43,52	5 776	34,36	940	36,35	655	42,56	129 091	50,11
1S/M	11 124	62,97	6 100	59,07	24 698	66,71	10 852	65,03	2 537	72,22	175	43,14	4 767	59,39	2 974	48,61	1 457	57,04	1 190	55,89	3 468	53,82	1 430	64,64	125 849	65,42
1XL	-	-	-	-	-	-	-	-	-	-	-	-	-	-	-	-	1	92,00	-	-	-	-	-	-	1	92,00
1XS	5 826	34,40	-	-	9 696	42,99	-	-	-	-	-	-	2 477	36,88	-	-	4 742	26,60	-	-	-	-	-	-	24 210	35,53
1XXS	-	-	-	-	-	-	-	-	-	-	-	-	-	-	-	-	-	-	-	-	-	-	-	-	-	-
2L	1 790	82,58	2 095	84,27	1 771	79,40	1 292	84,66	1 381	104,85	1 644	98,87	524	76,34	602	81,65	2 671	101,17	533	88,33	4 630	96,08	2 090	103,80	56 924	89,03
2L/M	300	80,05	2 657	80,29	5 608	68,41	330	74,67	2 070	97,86	915	62,21	485	69,58	1 081	54,37	2 124	78,80	776	57,38	5 779	75,49	1 930	90,91	76 817	77,30
2M	110	79,19	3 232	66,19	792	75,20	1 153	68,03	2 154	79,30	3 721	73,36	1 886	61,63	1 044	50,28	2 422	56,94	3 540	55,05	2 219	57,12	880	66,88	78 783	66,87
2S	5	55,00	221	52,34	129	32,60	344	30,23	-	-	465	45,96	1 158	42,26	100	27,44	107	20,00	1 156	33,98	220	24,03	6	30,00	17 166	41,57
2S/M	-	-	623	58,79	1 041	58,79	318	41,68	-	-	2	20,00	-	-	-	-	136	53,97	110	58,73	1 450	41,45	770	52,86	17 651	52,67
2XL	-	-	-	-	-	-	-	-	-	-	-	-	-	-	-	-	-	-	-	-	-	-	-	-	-	-
2XS	-	-	-	-	465	19,28	-	-	-	-	-	-	-	-	-	-	56	24,11	-	-	-	-	-	-	1 753	20,62
2XXS	-	-	-	-	-	-	-	-	-	-	-	-	-	-	-	-	-	-	-	-	-	-	-	-	-	-
3L	1 874	60,35	1 014	61,04	481	68,40	110	70,00	-	-	851	78,95	92	64,29	1 197	64,77	294	76,87	-	-	770	67,38	220	92,50	26 044	63,08
3L/M	-	-	-	-	1 186	64,38	2 740	64,18	-	-	628	46,18	12	35,00	300	61,59	209	60,00	-	-	110	50,00	220	90,00	15 968	59,17
3M	6 004	47,06	3 324	40,61	6 216	57,41	2 255	51,30	-	-	335	56,85	77	50,84	1 156	25,25	581	48,40	377	37,40	990	50,56	1 100	58,00	54 019	49,79
3S/M	-	-	-	-	740	41,89	110	45,00	-	-	-	-	-	-	179	34,27	-	-	-	-	-	-	-	-	3 600	42,36
3XS	-	-	-	-	-	-	-	-	-	-	-	-	-	-	-	-	-	-	-	-	-	-	-	-	330	5,00
3XXS	-	-	-	-	-	-	-	-	-	-	-	-	-	-	-	-	-	-	-	-	-	-	-	-	-	-
4L	-	-	-	-	-	-	-	-	-	-	-	-	-	-	179	55,44	-	-	-	-	-	-	-	-	824	27,70
4L/M	-	-	-	-	-	-	-	-	214	45,47	-	-	-	-	-	-	-	-	-	-	-	-	-	-	214	45,47
4M	-	-	-	-	-	-	242	47,71	-	-	46	46,09	-	-	-	-	-	-	-	-	-	-	-	-	702	51,40
4S	-	-	191	18,30	-	-	-	-	-	-	-	-	-	-	-	-	-	-	-	-	-	-	-	-	191	18,30
4S/M	-	-	-	-	-	-	-	-	-	-	-	-	-	-	-	-	-	-	-	-	-	-	-	-	-	-
Total	140 875	76,96	69 045	74,10	193 881	78,11	101 711	81,84	41 339	84,64	23 640	76,08	103 732	78,42	43 635	62,52	84 777	77,14	40 317	64,29	62 012	84,45	22 270	93,59	1 842 114	78,18

Data disclaimer: Potatoes SA does not take responsibility for the accuracy or interpretation of company data re-purposed by 3rd parties

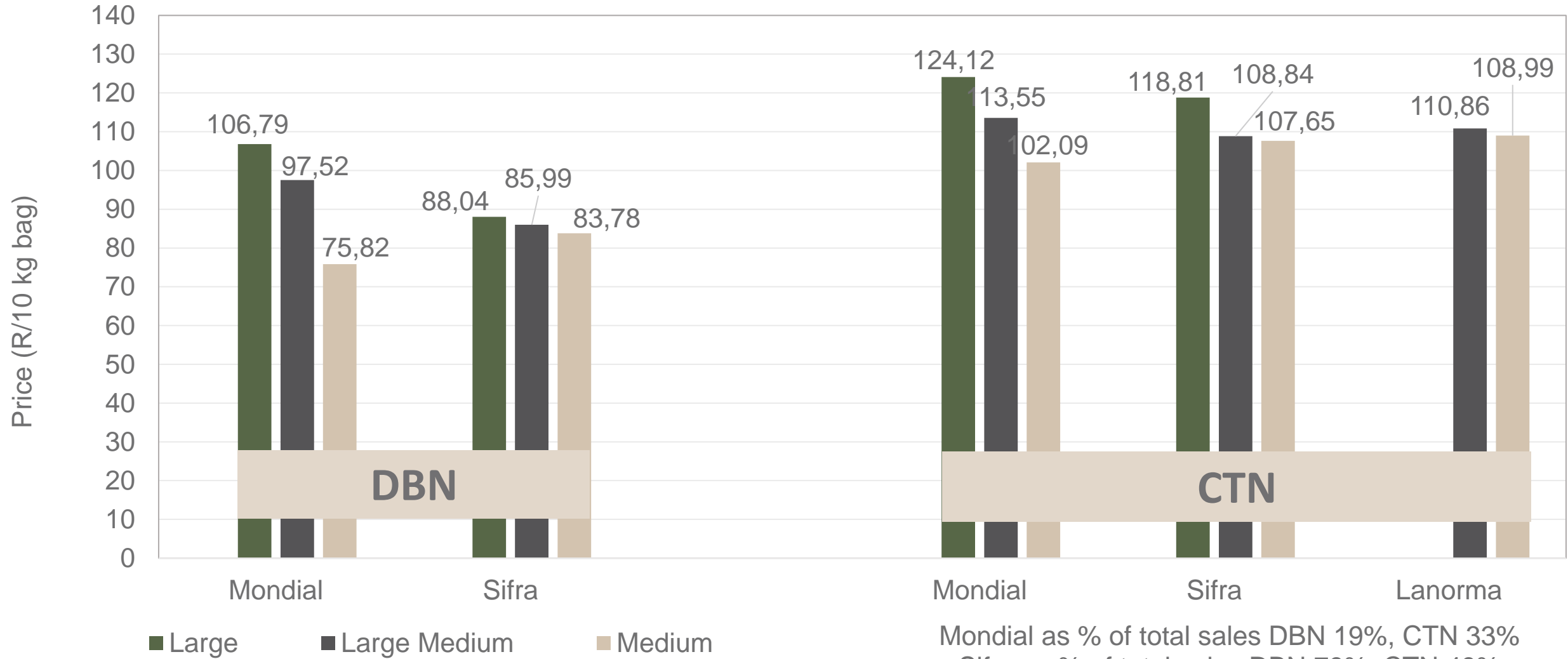
PTA & JHB markets: Average Prices - Different Sizes (only 10 kg bags)



Mondial as % of total sales JHB 41%, PTA 41%
 Sifra as % of total sales JHB 48%, PTA 53%
 Lanorma as % of total sales JHB 6%, PTA 0%

Data disclaimer: Potatoes SA does not take responsibility for the accuracy or interpretation of company data re-purposed by 3rd parties

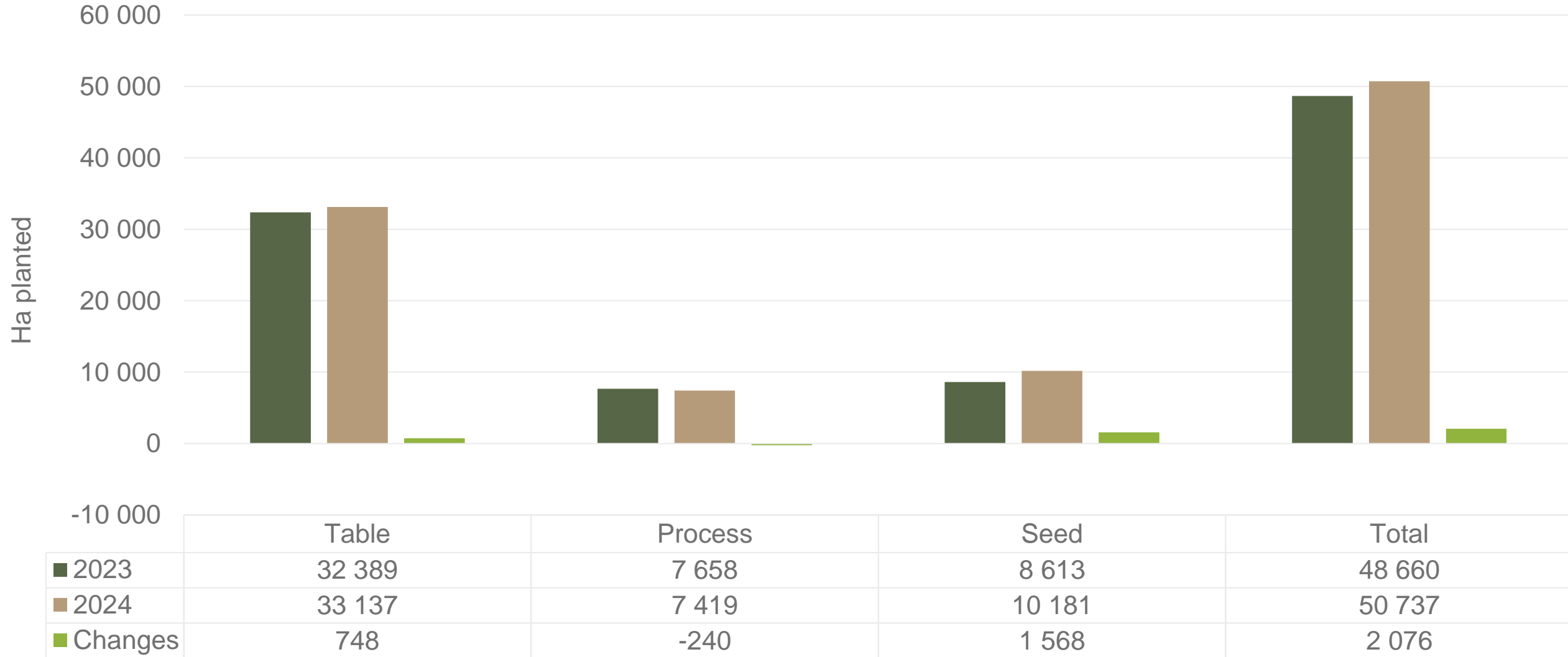
DBN & CTN markets: Average Prices - Different Sizes (only 10 kg bags)



Mondial as % of total sales DBN 19%, CTN 33%
 Sifra as % of total sales DBN 79%, CTN 49%
 Lanorma as % of total sales DBN 0%, CTN 3%

Data disclaimer: Potatoes SA does not take responsibility for the accuracy or interpretation of company data re-purposed by 3rd parties

Hectares planted to date for season 2023 versus 2024



Regions finished: Limpopo early and main, Gauteng early and late, North west main and late, Eastern Free State main, Western Free State early and late, Southwestern Free State main, Ceres main, Eastern Cape winter and summer, North Eastern Cape main, Northern cape early and main, KwaZulu Natal summer and winter, Marble hall main, Sandveld summer and early winter

Data disclaimer: Potatoes SA does not take responsibility for the accuracy or interpretation of company data re-purposed by 3rd parties

Thank you for your time

Feel free to contact us



Dikgetho@potatoes.co.za

Billy@potatoes.co.za

Jodie@potatoes.co.za



+27 (0)12 349 1906



6 De Havilland Crescent
Persequor Techno Park
Persequor Park
Pretoria



www.potatoes.co.za



Potatoes
Aartappels SA