



**Weekly Market Information**

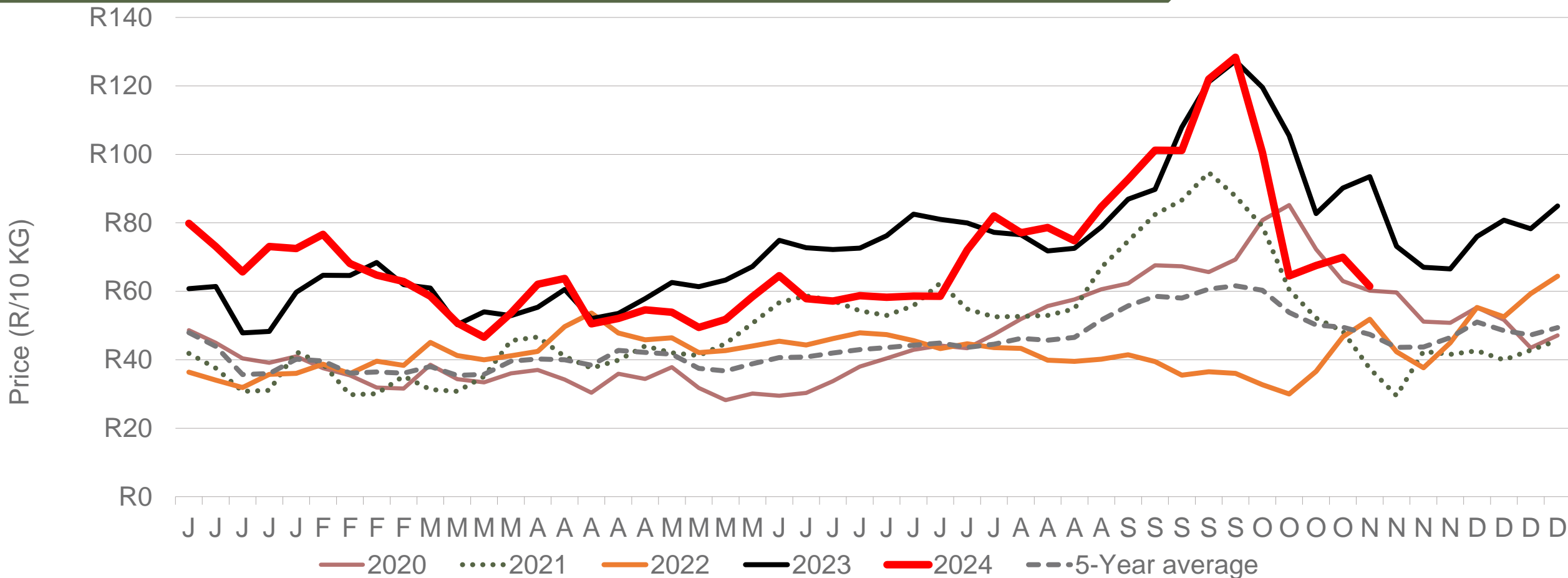
**08 November 2024**



**Potatoes  
Aartappels SA**

[www.potatoes.co.za](http://www.potatoes.co.za)


# Average weekly price – all markets & all classes



Number of bags sold

**3%**


(Week on Week)



Average weekly price

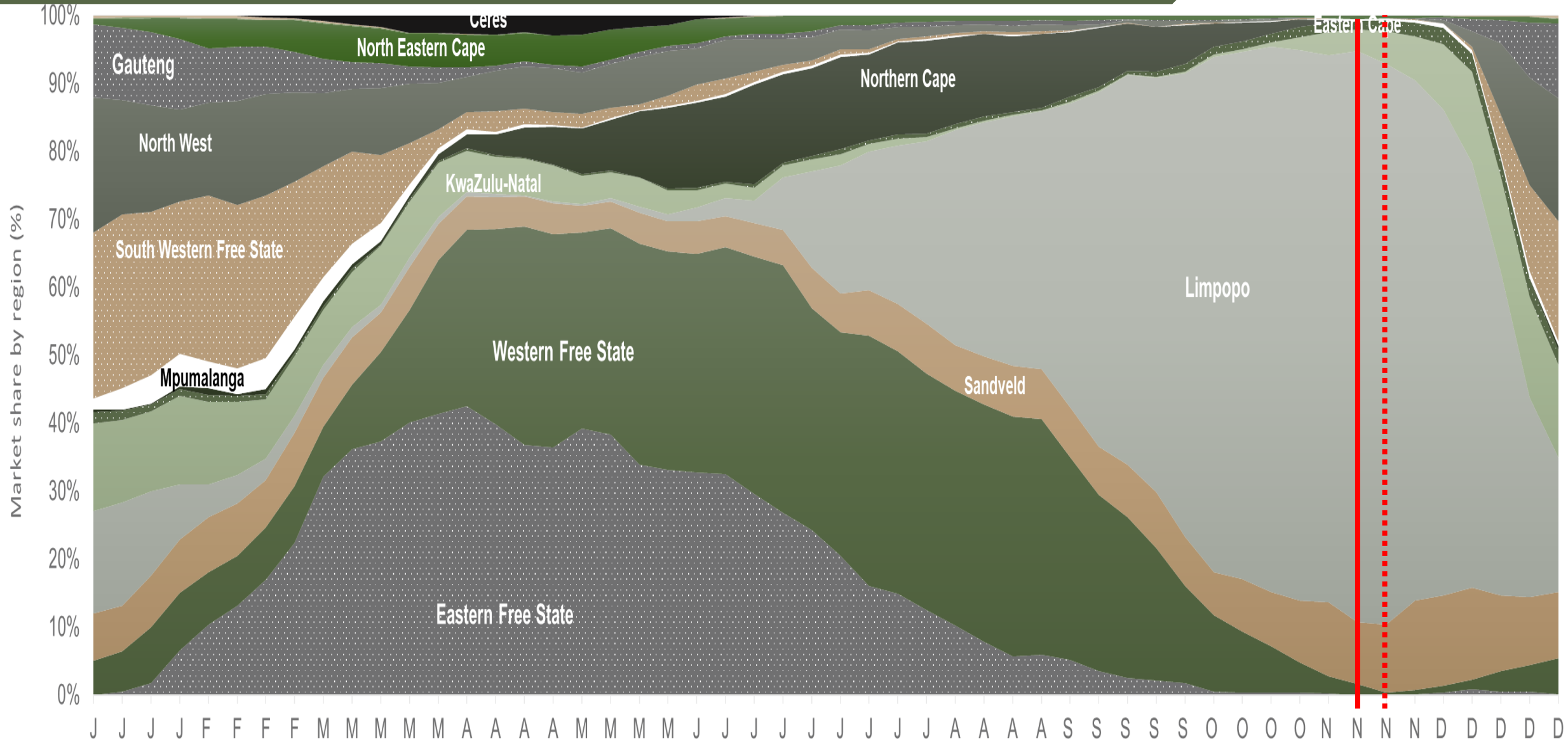
**12%**

(Week on week)



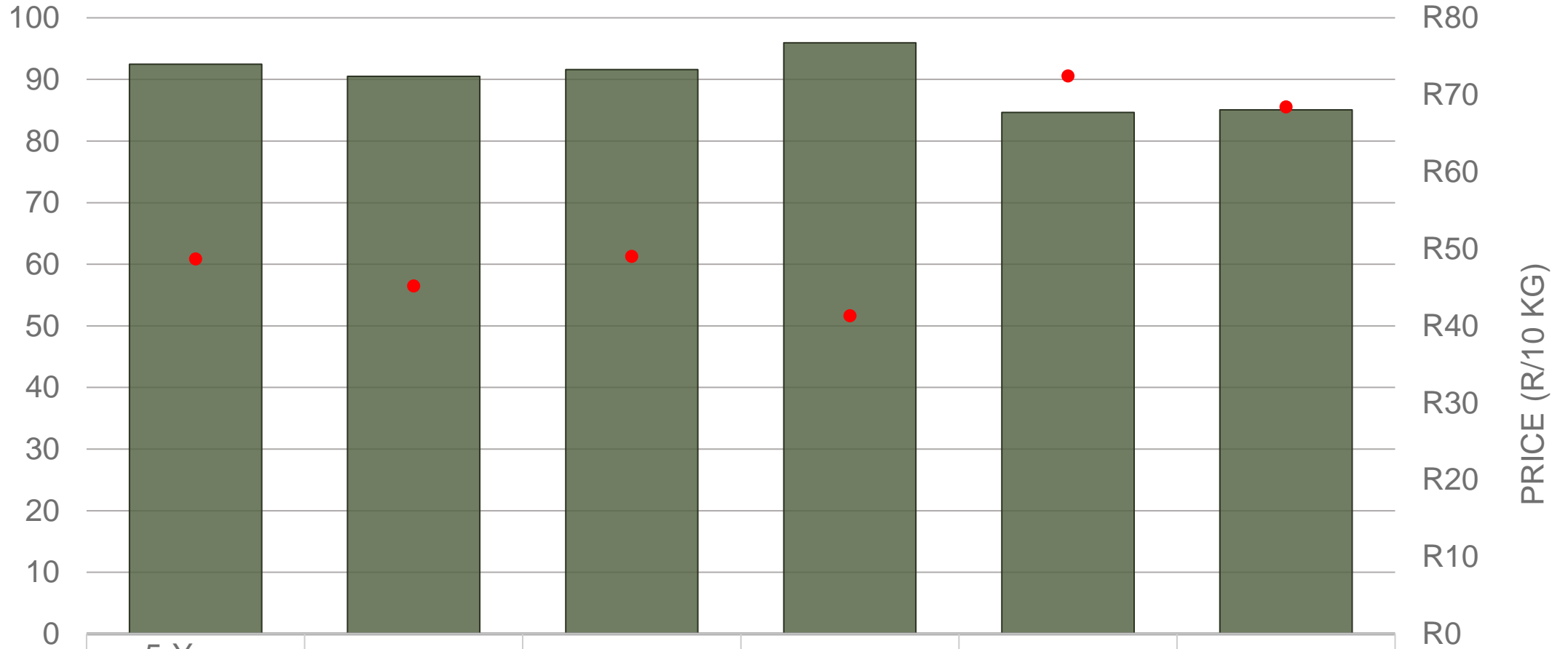
Data disclaimer: Potatoes SA does not take responsibility for the accuracy or interpretation of company data re-purposed by 3rd parties

# Market share of regions on fresh produce markets



Data disclaimer: Potatoes SA does not take responsibility for the accuracy or interpretation of company data re-purposed by 3rd parties

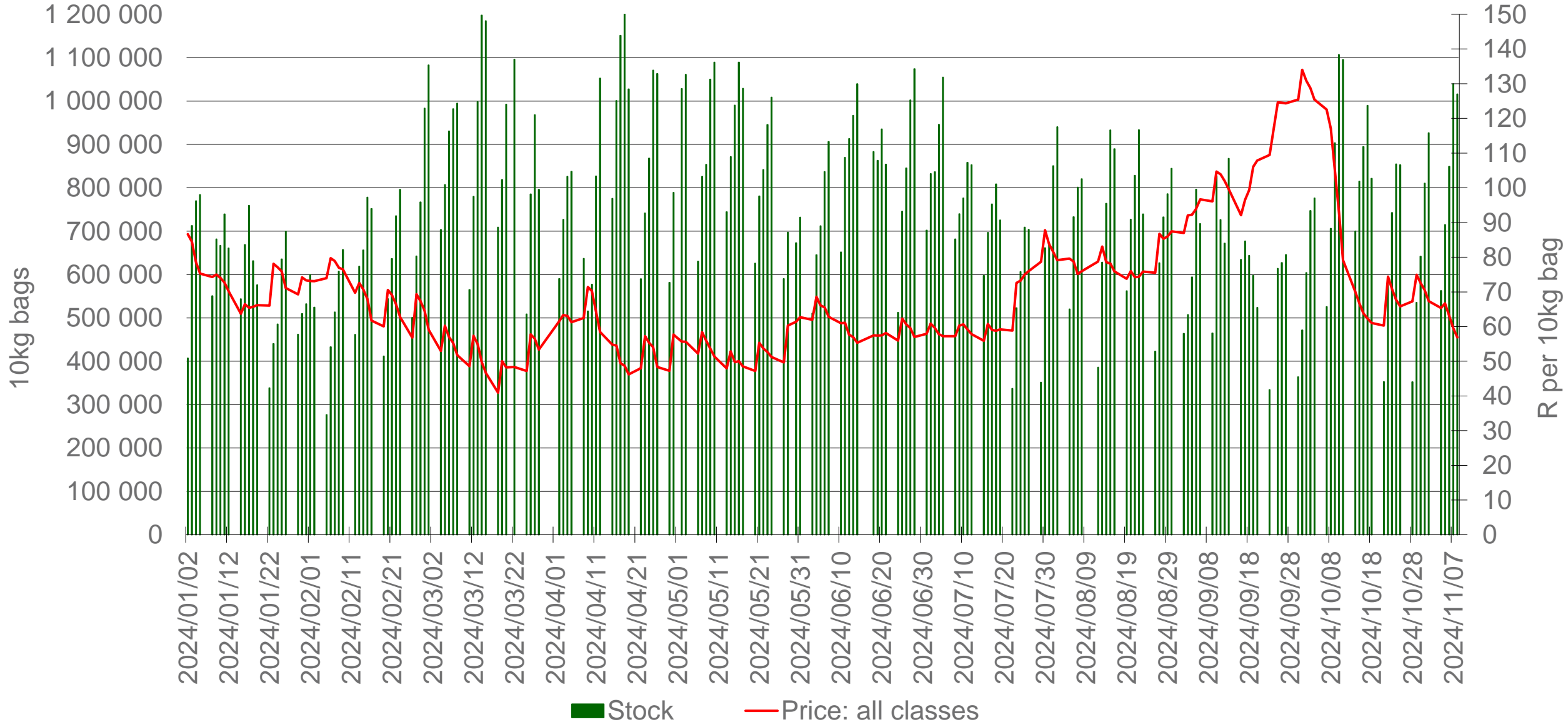
# Cumulative total number of 10 kg bags sold on markets:



Sold 7 392 931 bags **less** than the **5-year average** (2019 to 2023) of the first 45 weeks of 2024

*Data disclaimer: Potatoes SA does not take responsibility for the accuracy or interpretation of company data re-purposed by 3rd parties*

# RSA daily Price versus Daily Available stocks (all classes & all sizes)

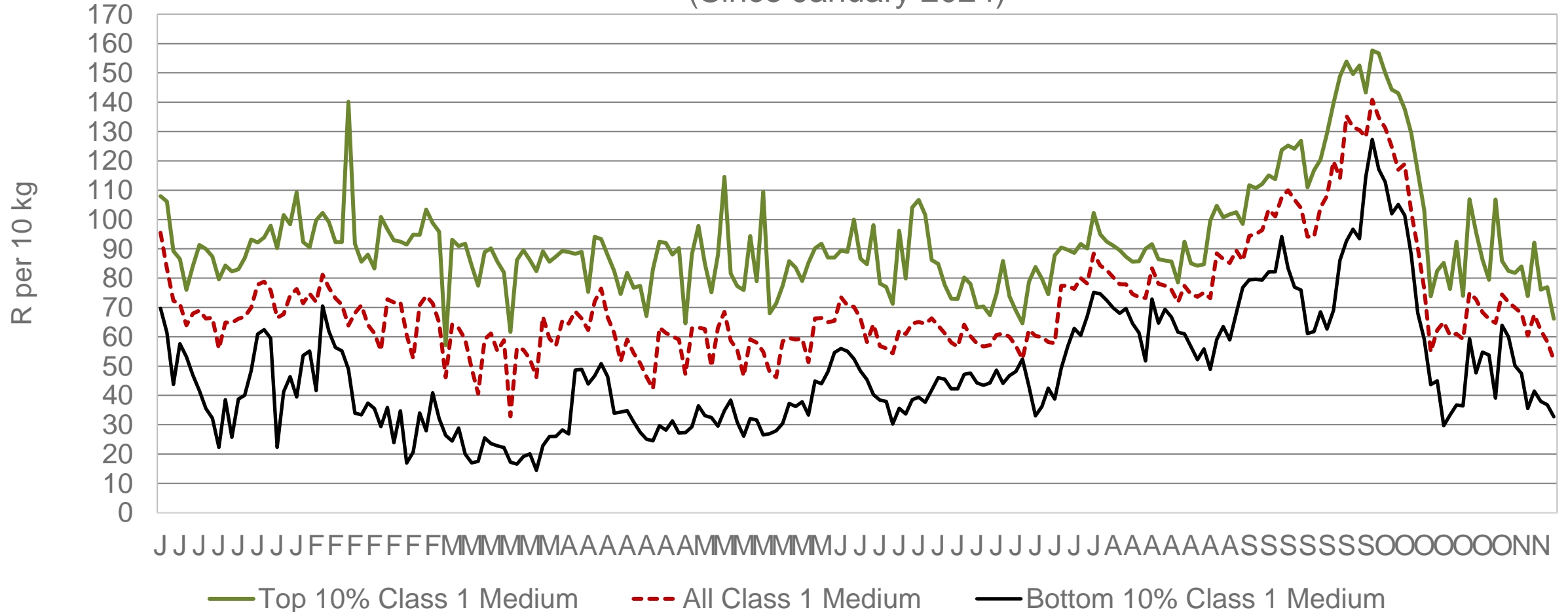


Data disclaimer: Potatoes SA does not take responsibility for the accuracy or interpretation of company data re-purposed by 3rd parties

# JHB market daily : Top 10% versus Bottom 10% prices – Class 1 Medium (Since January 2024)

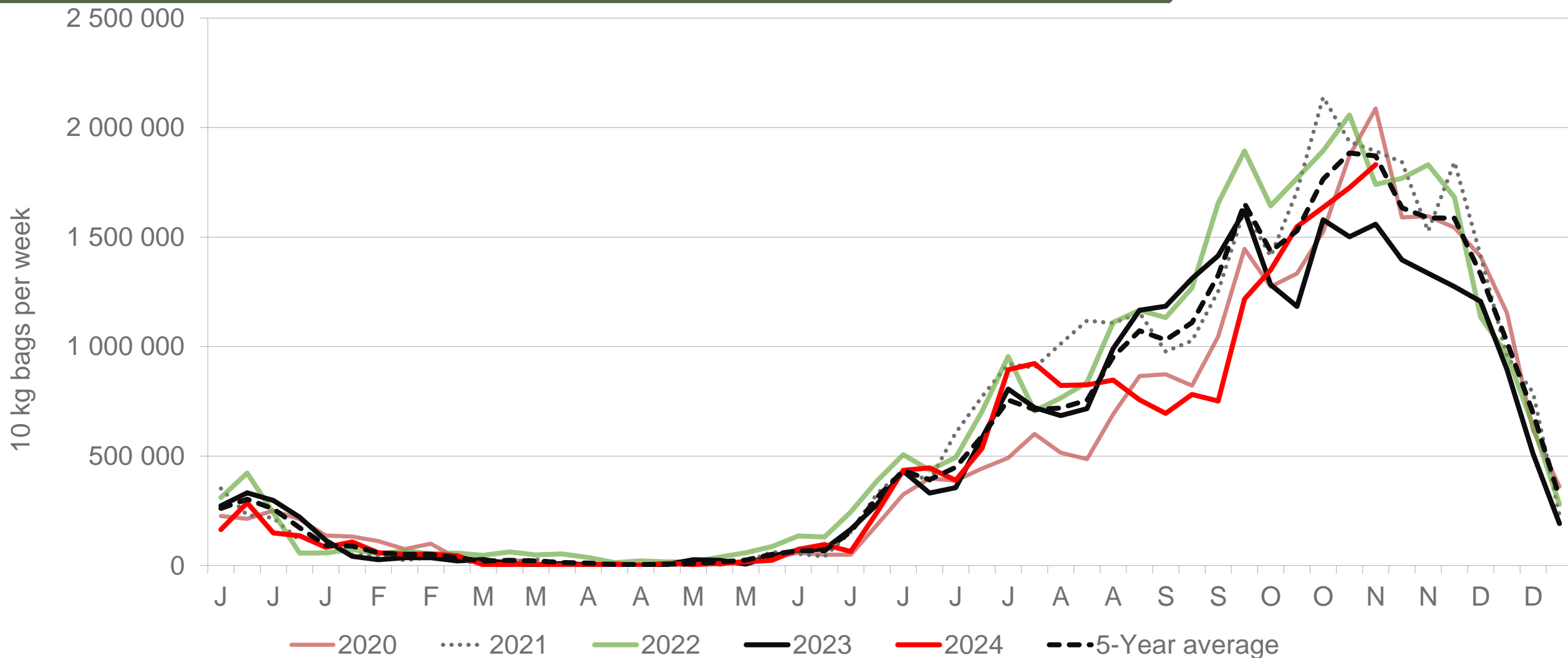


## Jhb market daily: Top 10% versus Bottom 10 % prices - Class 1 Medium (Since January 2024)



*Data disclaimer: Potatoes SA does not take responsibility for the accuracy or interpretation of company data re-purposed by 3rd parties*

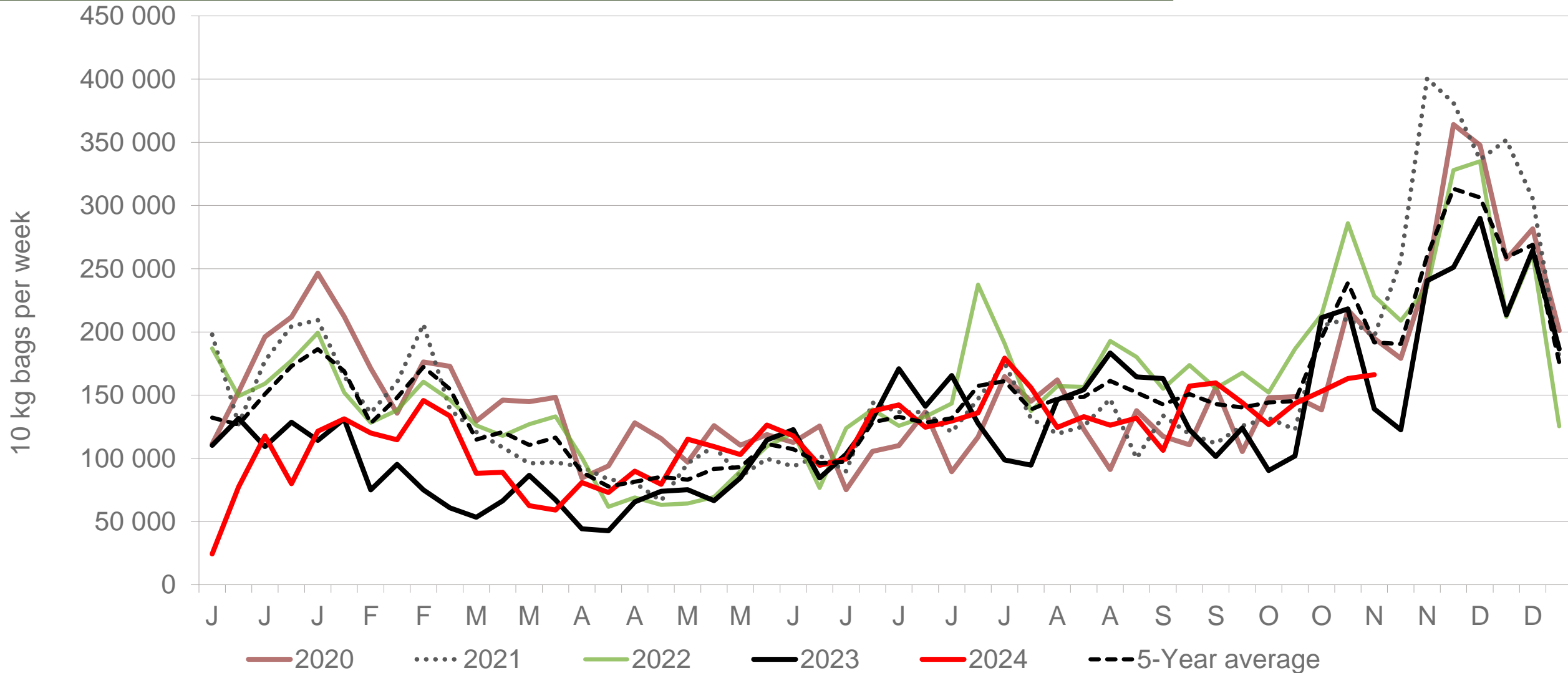
# Limpopo: Amount of 10 kg bags per week sold on FPMs (all classes)



Sold 7% bags **less** than the first 45 weeks of 2023 and 2 498 573 bags **less** than the 5-year average (2019 to 2023) of the first 45 week of each year.

*Data disclaimer: Potatoes SA does not take responsibility for the accuracy or interpretation of company data re-purposed by 3rd parties*

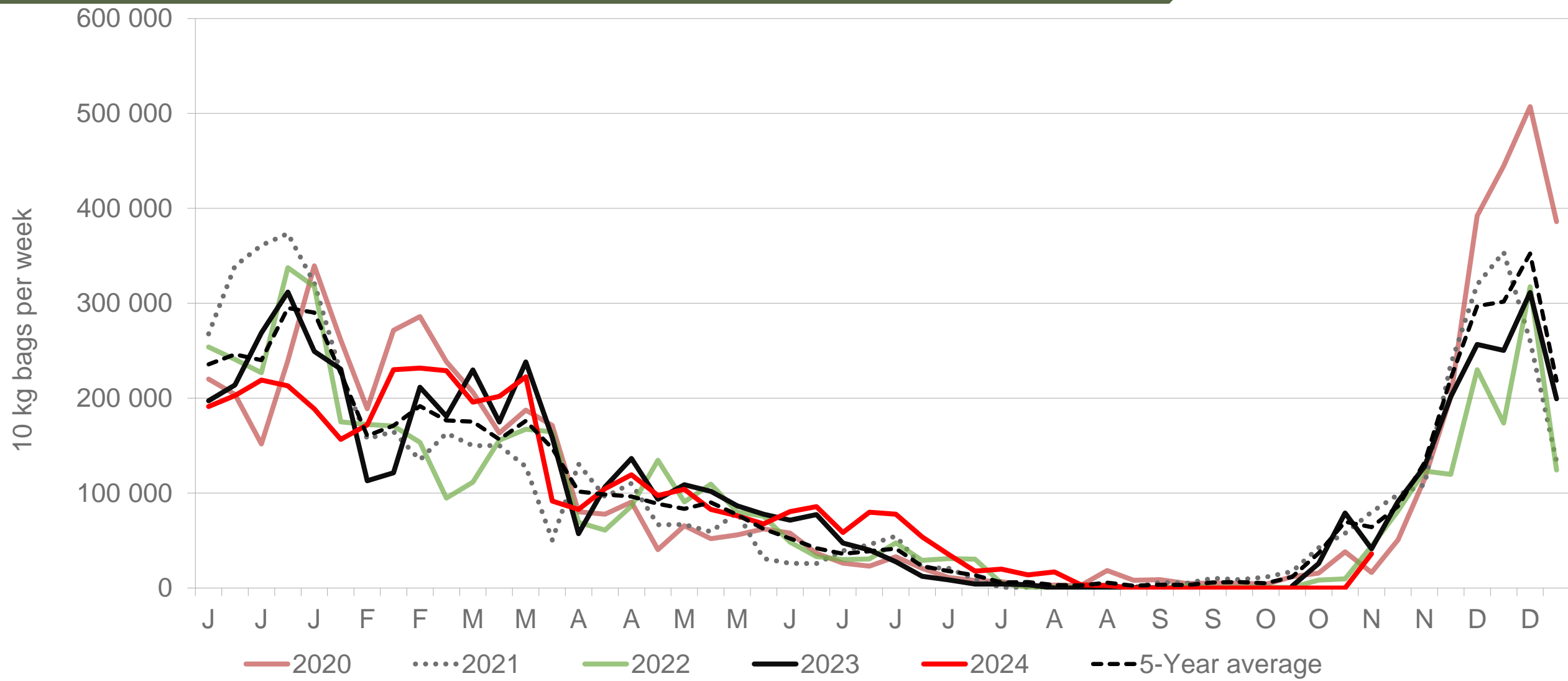
# Sandveld: Amount of 10 kg bags per week sold on FPMs (all classes)



Sold 5% bags **more** than the first 45 weeks of 2023 and 802 511 bags **less** than the 5-year average (2019 to 2023) of the first 45 weeks of each year.



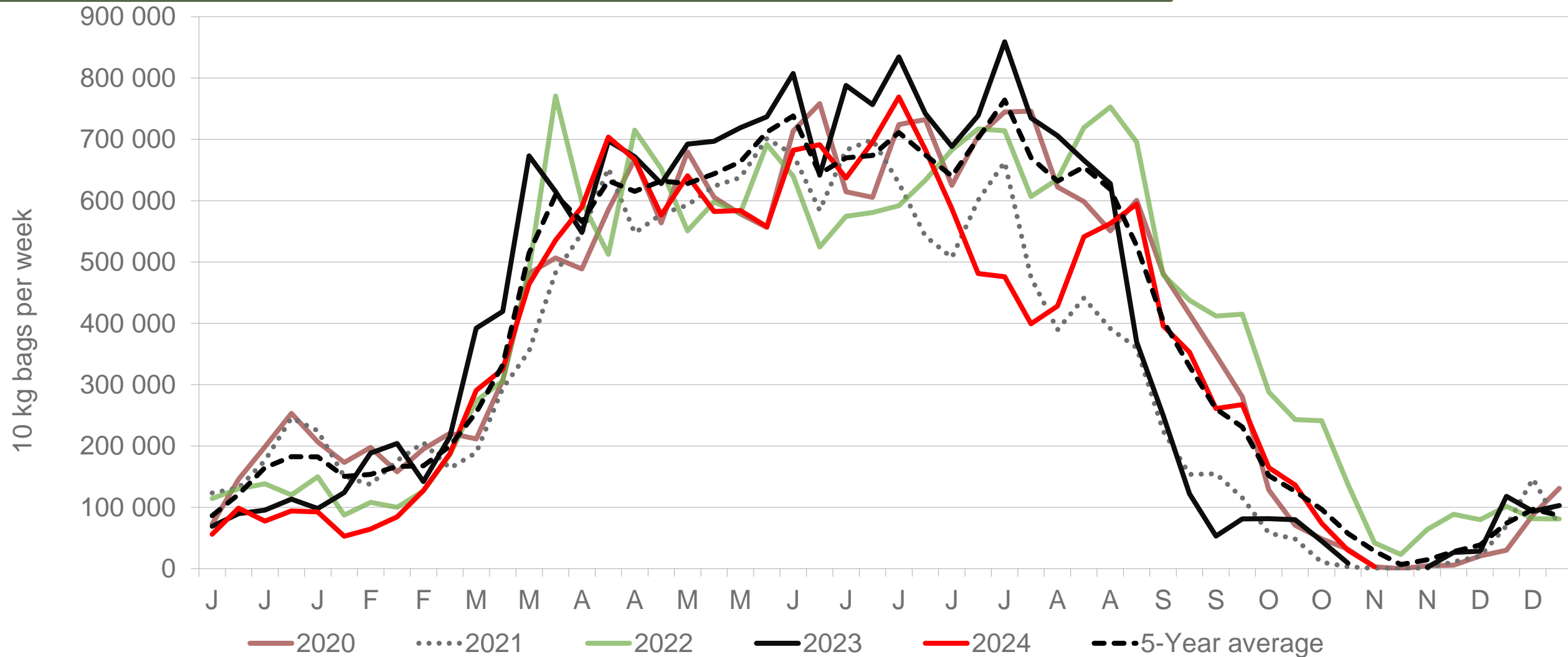
# KwaZulu-Natal: Amount of 10 kg bags per week sold on FPMs (all classes)



Sold 1,27% bags **less** than the first 45 weeks of 2023 and 20 175 bags **less** than the 5-year average (2019 to 2023) of the first 45 weeks of each year.

*Data disclaimer: Potatoes SA does not take responsibility for the accuracy or interpretation of company data re-purposed by 3rd parties*

# Western Free State : Amount of 10 kg bags per week sold on FPMs (all classes)



Sold 11% bags **less** than the first 45 weeks of 2023 and 2 015 870 bags **less** than the 5-year average (2019 to 2023) of the first 45 weeks of each year.

*Data disclaimer: Potatoes SA does not take responsibility for the accuracy or interpretation of company data re-purposed by 3rd parties*

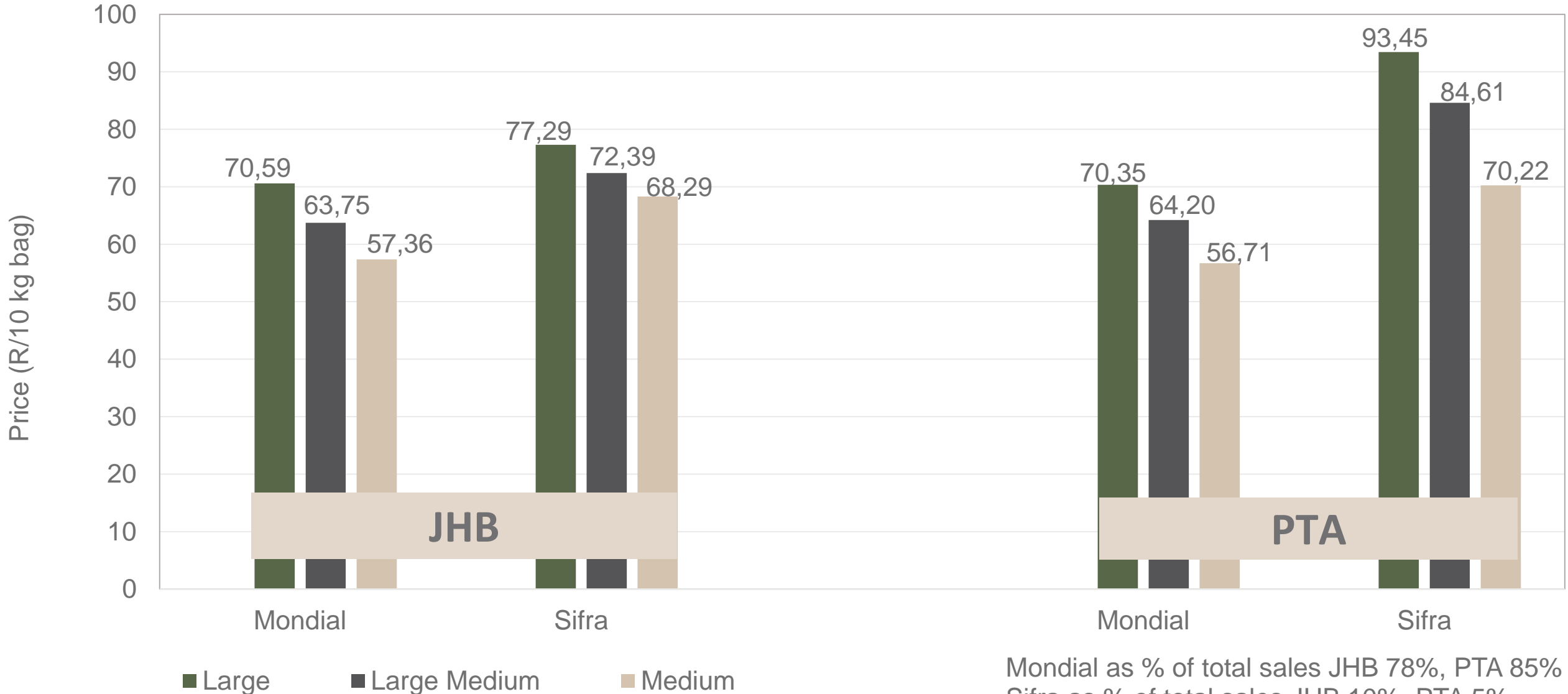
# Average weekly prices and volumes for 10 kg bags of potatoes sold on selected markets from selected production regions



Klas & Grootte	Limpopo												Sandveld		KwaZulu-Natal				All Regions	
	JOH		PRE		DUR		KLE		SPR		BLO		CAP		DUR		PIE		All Markets	
	Volume	Prices	Volume	Prices	Volume	Prices	Volume	Prices	Volume	Prices	Volume	Prices	Volume	Prices	Volume	Prices	Volume	Prices	Volume	Prices
	10kg	R/10kg	10kg	R/10kg	10kg	R/10kg	10kg	R/10kg	10kg	R/10kg	10kg	R/10kg	10kg	R/10kg	10kg	R/10kg	10kg	R/10kg	10kg	R/10kg
1L	174 461	70,14	97 879	71,43	18 673	77,12	11 773	77,10	32 191	69,25	12 551	74,01	15 382	81,08	4 586	74,38	1 972	78,87	414 853	72,69
1L/M	249 011	64,06	98 358	65,70	45 205	75,22	17 713	69,93	28 385	65,02	20 159	69,03	28 548	72,25	9 527	71,52	6 878	73,47	564 587	67,74
1M	218 852	58,59	78 115	59,36	44 486	69,13	15 132	64,48	22 987	58,64	18 749	61,39	29 952	71,03	5 876	70,84	2 254	69,77	492 871	62,52
1S	57 760	37,65	15 575	38,53	16 552	50,14	3 370	48,76	8 032	43,67	3 378	42,66	15 135	57,07	1 027	43,60	1 950	52,34	139 072	44,54
1S/M	59 422	42,44	22 036	46,68	14 838	59,22	900	57,94	3 746	55,74	2 720	57,42	2 069	66,29	479	61,28	438	61,38	117 472	48,40
1XL	4 046	69,46	-	-	-	-	-	-	-	-	-	-	-	-	-	-	-	-	4 046	69,46
1XS	36 194	27,68	-	-	-	-	-	-	-	-	-	-	-	-	-	-	-	-	37 294	27,60
1XXS	-	-	-	-	-	-	-	-	-	-	-	-	-	-	-	-	-	-	-	-
2L	16 175	59,59	20 933	61,44	1 778	71,35	3 112	64,97	2 606	66,66	2 020	69,99	6 291	68,95	10	60,00	310	76,45	62 254	63,94
2L/M	24 163	55,29	24 699	56,24	3 275	66,40	2 031	58,67	5 102	61,34	2 302	61,50	11 496	66,81	42	60,00	442	70,09	83 559	59,45
2M	16 246	47,65	16 102	48,44	5 011	54,49	1 852	49,28	4 626	53,72	1 039	62,59	16 285	61,82	49	60,00	192	61,61	77 621	52,18
2S	3 250	26,84	2 388	29,76	2 404	37,86	1 072	33,83	720	42,93	-	-	3 801	44,37	-	-	14	50,00	17 711	38,22
2S/M	3 206	36,23	3 682	41,91	1 736	48,51	115	41,26	1 674	48,79	275	45,61	666	52,73	-	-	-	-	12 070	43,28
2XL	292	55,68	-	-	-	-	-	-	-	-	-	-	-	-	-	-	-	-	292	55,68
2XS	309	19,26	-	-	-	-	-	-	-	-	-	-	-	-	-	-	-	-	1 569	18,14
2XXS	-	-	-	-	-	-	-	-	-	-	-	-	-	-	-	-	-	-	-	-
3L	4 288	38,44	3 644	38,30	-	-	621	52,02	682	60,84	770	28,33	1 213	60,84	-	-	-	-	14 608	46,08
3L/M	2 837	38,23	1 266	43,50	101	67,90	317	58,63	790	54,44	64	37,97	4	63,00	-	-	-	-	6 029	44,36
3M	9 459	36,50	4 360	36,97	1 216	34,72	440	33,75	202	39,90	550	26,00	1 479	50,07	-	-	42	65,00	21 848	39,40
3S/M	412	30,34	550	29,00	-	-	-	-	17	25,29	210	48,17	-	-	-	-	-	-	1 299	33,59
3XS	-	-	-	-	-	-	-	-	-	-	-	-	-	-	-	-	-	-	-	-
3XXS	-	-	-	-	-	-	-	-	-	-	-	-	-	-	-	-	-	-	-	-
4L	-	-	40	47,50	-	-	-	-	-	-	-	-	-	-	-	-	-	-	390	45,92
4L/M	-	-	480	30,29	-	-	-	-	-	-	-	-	-	-	-	-	-	-	480	30,29
4M	-	-	86	24,77	-	-	95	42,84	150	47,47	-	-	-	-	-	-	-	-	2 072	38,82
4S	-	-	-	-	-	-	-	-	-	-	-	-	-	-	-	-	-	-	990	14,42
4S/M	-	-	-	-	-	-	-	-	-	-	-	-	-	-	-	-	-	-	552	14,22
Total	880 503	57,83	400 963	60,21	162 089	65,87	59 049	65,72	116 982	60,50	65 661	64,11	142 398	65,71	21 665	70,20	14 493	70,18	2 116 345	61,47

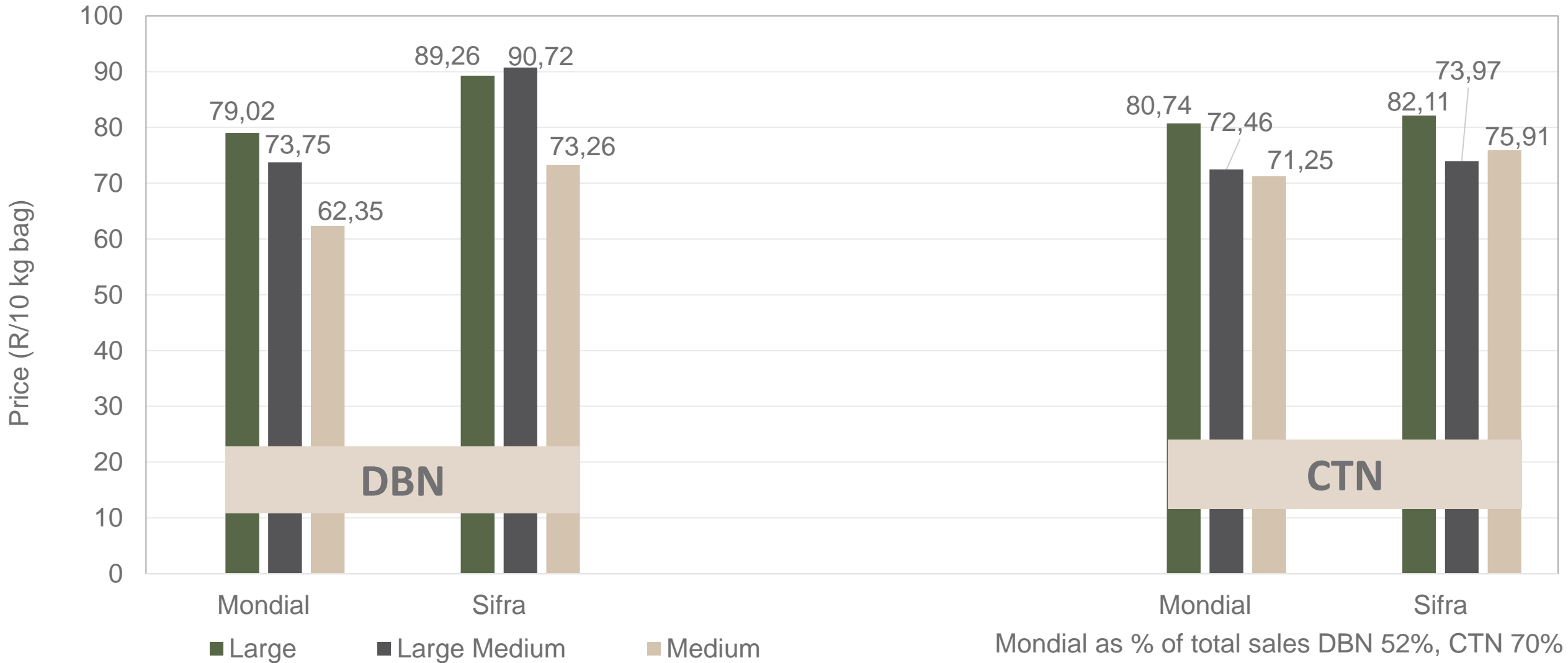
Data disclaimer: Potatoes SA does not take responsibility for the accuracy or interpretation of company data re-purposed by 3rd parties

# PTA & JHB markets: Average Prices - Different Sizes (only 10 kg bags)



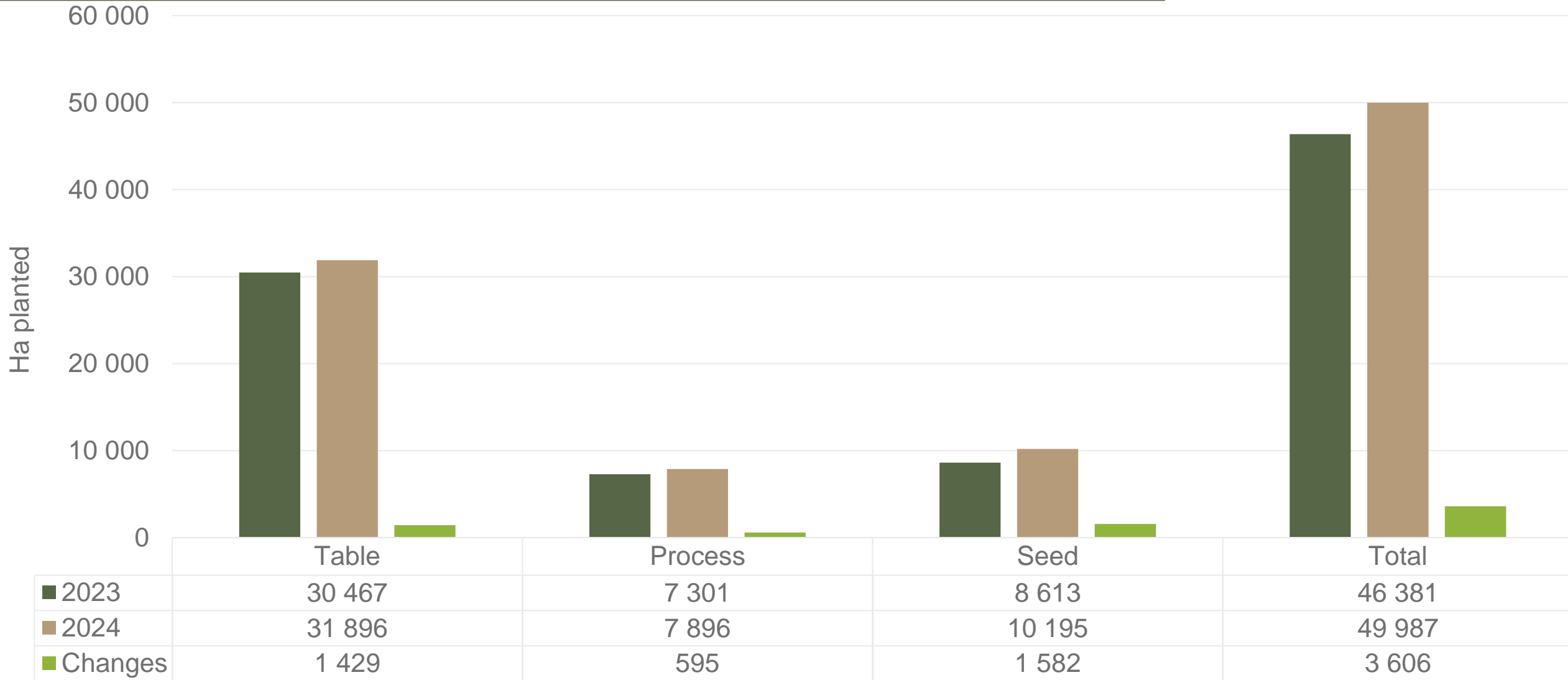
Mondial as % of total sales JHB 78%, PTA 85%  
 Sifra as % of total sales JHB 10%, PTA 5%

# DBN & CTN markets: Average Prices - Different Sizes (only 10 kg bags)



Mondial as % of total sales DBN 52%, CTN 70%  
 Sifra as % of total sales DBN 4%, CTN 11%

# Hectares planted to date for season 2023 versus 2024



Regions finished: Limpopo early and main, Gauteng late, North west main and late, Eastern Free State main, Western Free State early and late, Southwestern Free State main, Ceres main, Eastern Cape winter and summer, North Eastern Cape main, Northern cape early and main, KwaZulu Natal summer and winter, Marble hall main, Sandveld summer and early winter

**Data disclaimer: Potatoes SA does not take responsibility for the accuracy or interpretation of company data re-purposed by 3rd parties**

# Thank you for your time

Feel free to contact us

 [Dikgetho@potatoes.co.za](mailto:Dikgetho@potatoes.co.za)

[Billy@potatoes.co.za](mailto:Billy@potatoes.co.za)

[Jodie@potatoes.co.za](mailto:Jodie@potatoes.co.za)



+27 (0)12 349 1906



6 De Havilland Crescent  
Persequor Techno Park  
Persequor Park  
Pretoria



[www.potatoes.co.za](http://www.potatoes.co.za)



Potatoes  
Aartappels SA