



**Weekly Market Information**

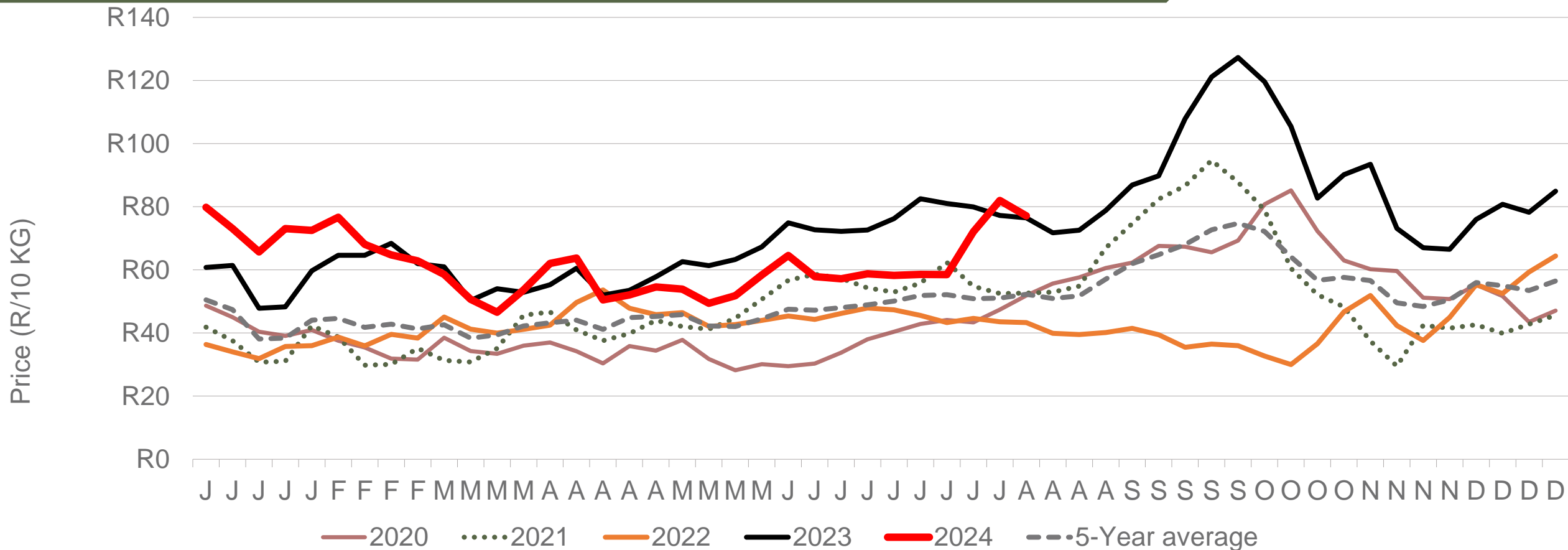
**08 August 2024**



**Potatoes  
Aartappels SA**

[www.potatoes.co.za](http://www.potatoes.co.za)


# Average weekly price – all markets & all classes



Number of bags sold

**8%**


(Week on Week)



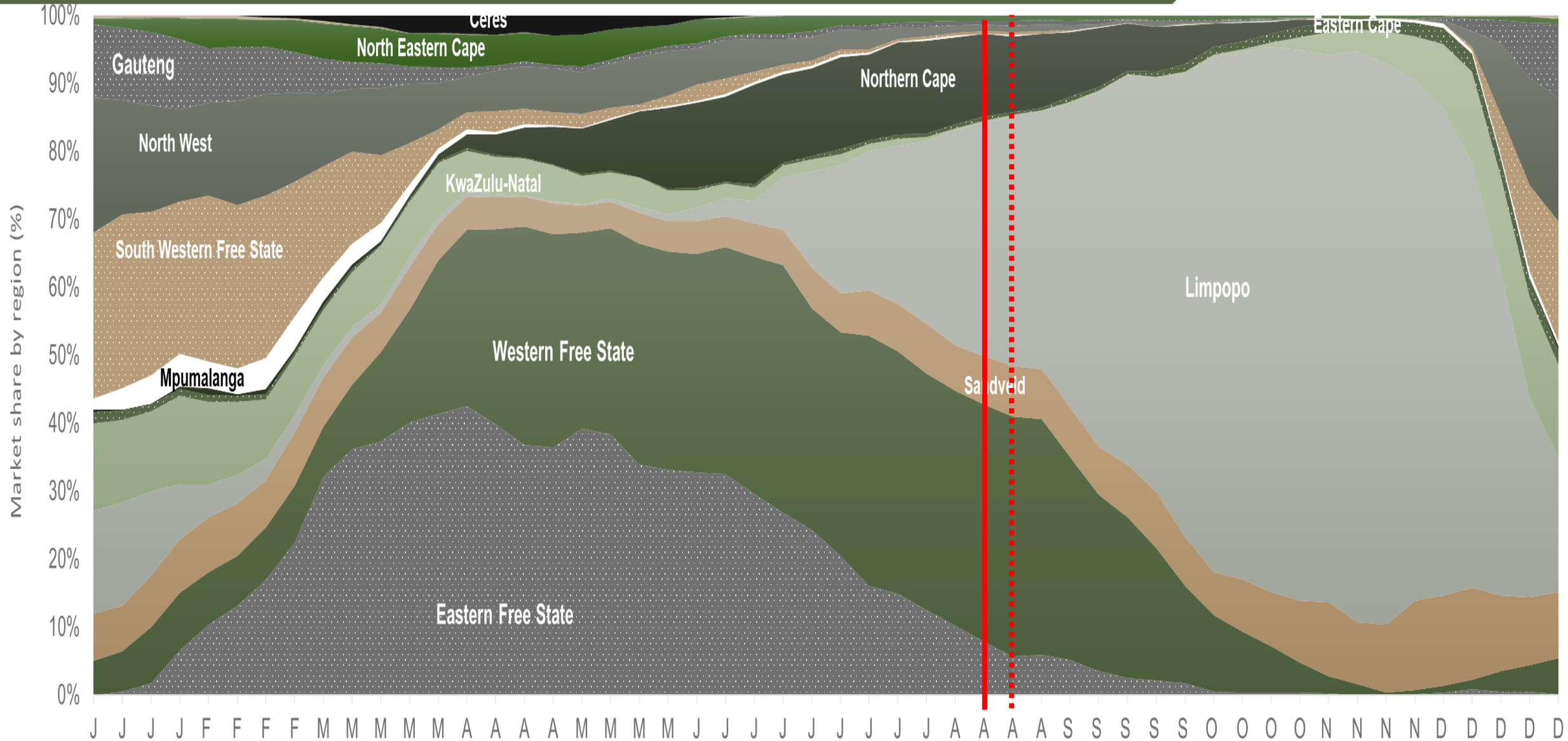
Average weekly price

**6%**

(Week on week)

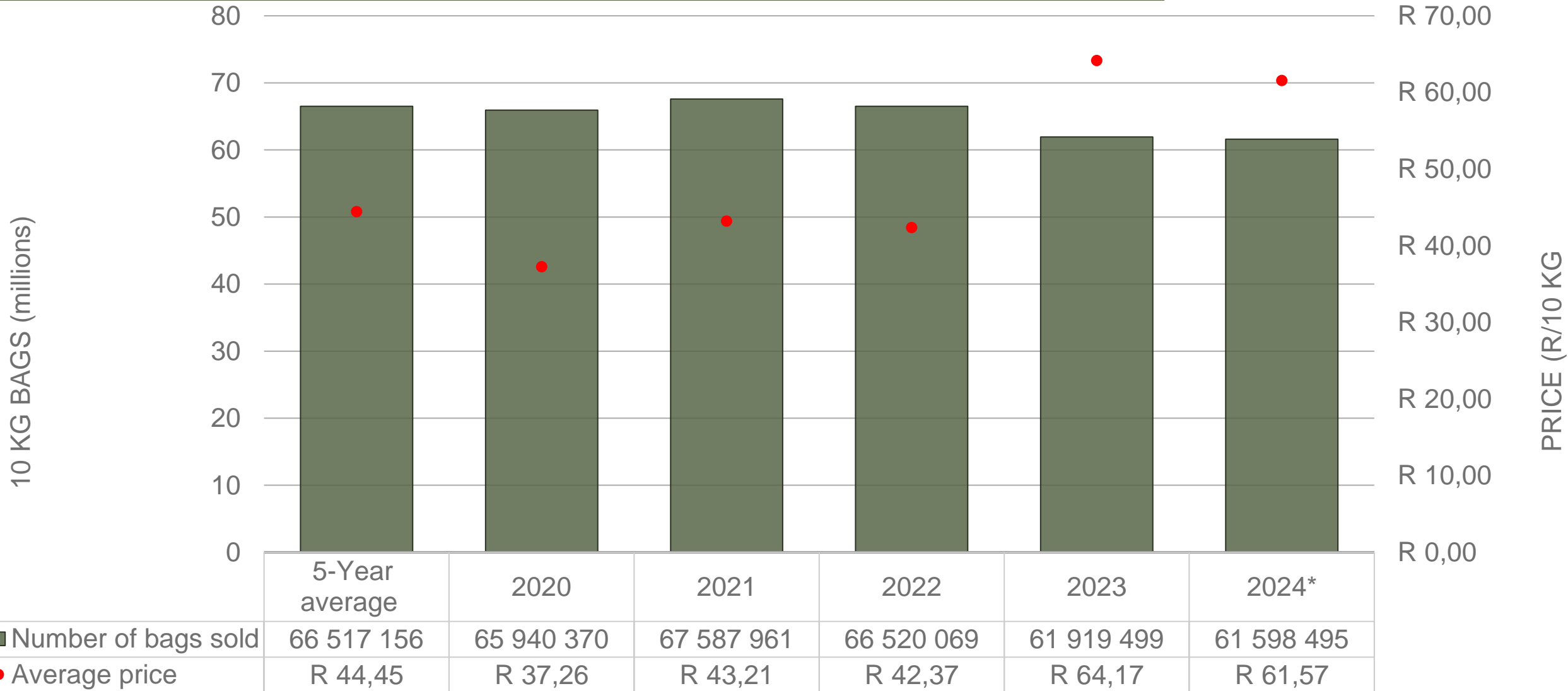


# Market share of regions on fresh produce markets



Data disclaimer: Potatoes SA does not take responsibility for the accuracy or interpretation of company data re-purposed by 3rd parties

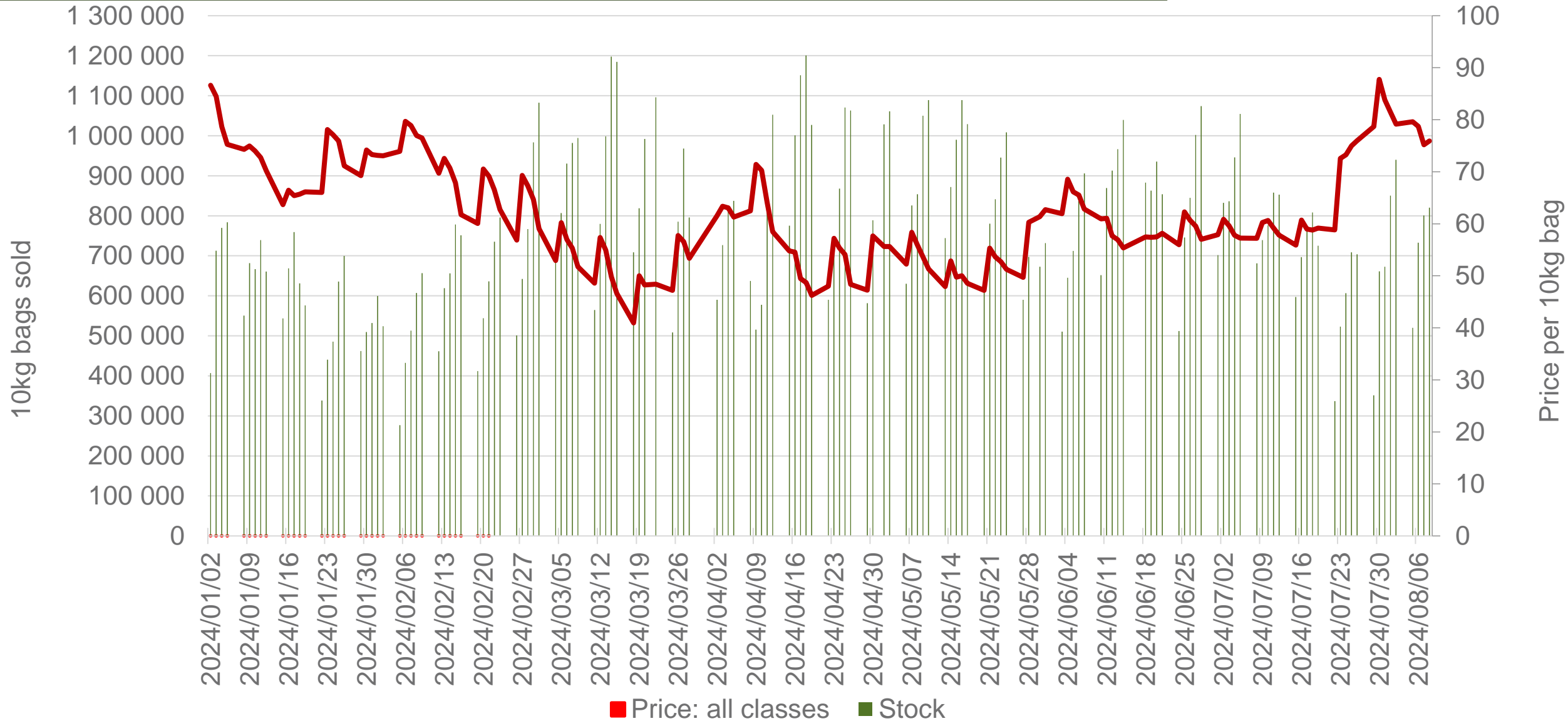
# Cumulative total number of 10 kg bags sold on markets:



Sold 4 918 661 bags **less** than the **5-year average** (2019 to 2023) of the first 32 weeks of 2024

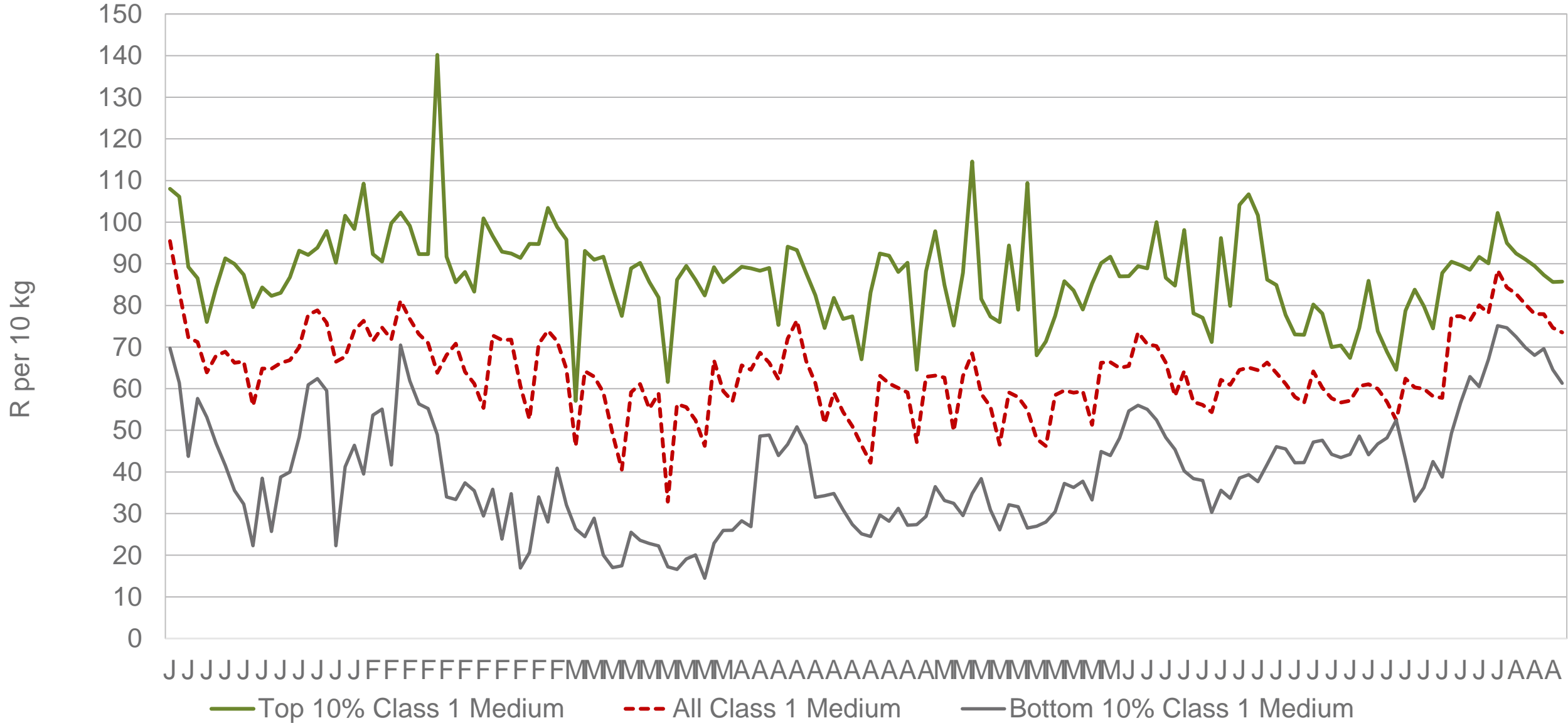
*Data disclaimer: Potatoes SA does not take responsibility for the accuracy or interpretation of company data re-purposed by 3rd parties*

# RSA daily Price versus Daily Available stocks (all classes & all sizes)



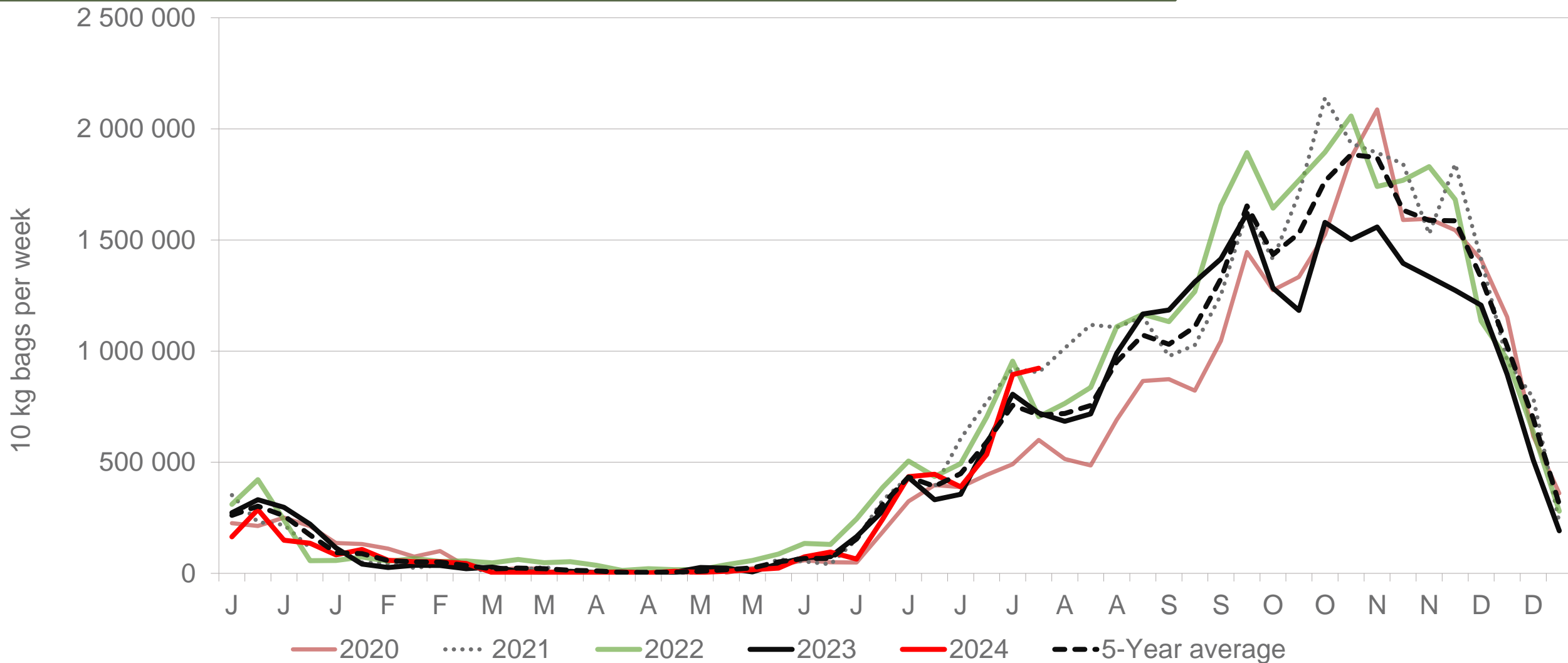
Data disclaimer: Potatoes SA does not take responsibility for the accuracy or interpretation of company data re-purposed by 3rd parties

# JHB market daily : Top 10% versus Bottom 10% prices – Class 1 Medium (Since January 2024)



Data disclaimer: Potatoes SA does not take responsibility for the accuracy or interpretation of company data re-purposed by 3rd parties

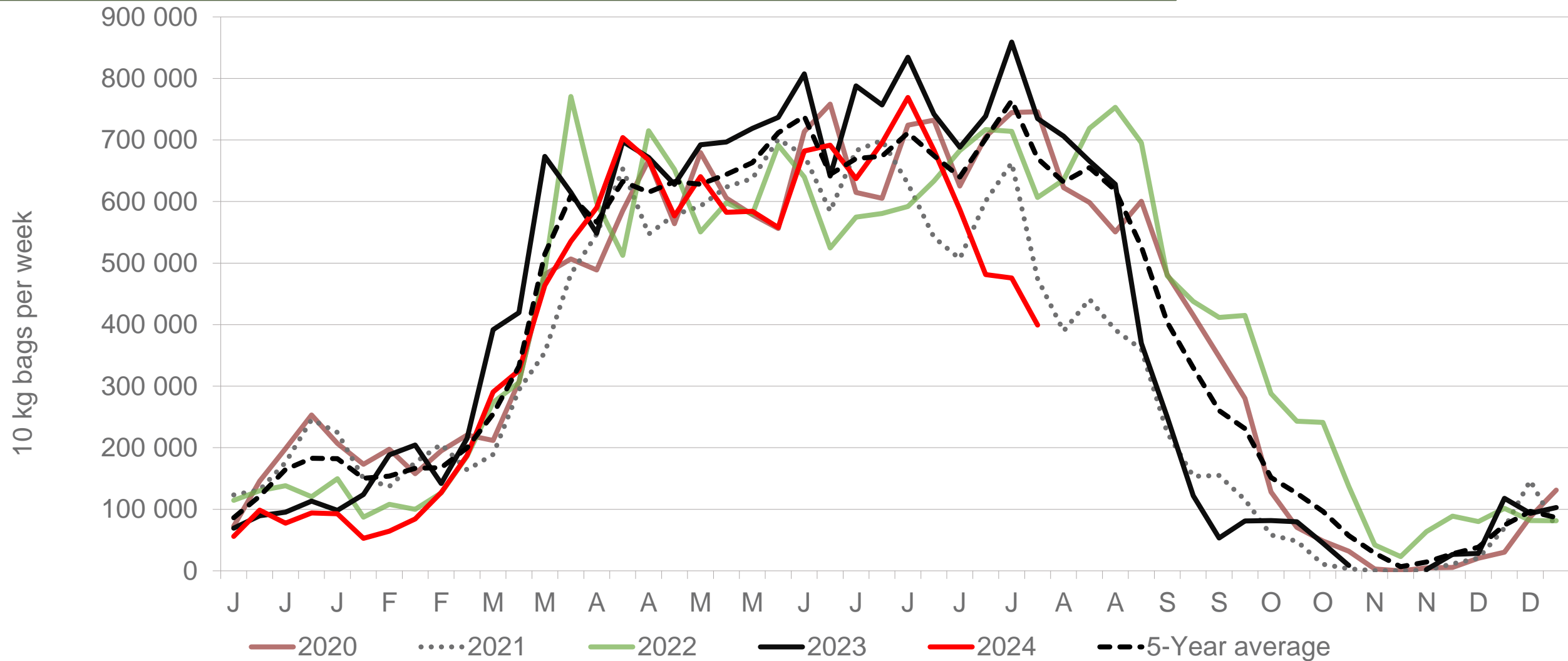
# Limpopo: Amount of 10 kg bags per week sold on FPMs (all classes)



Sold 1% bags **less** than the first 32 weeks of 2023 and 182 321 bags **less** than the 5-year average (2019 to 2023) of the 32 week of each year.

*Data disclaimer: Potatoes SA does not take responsibility for the accuracy or interpretation of company data re-purposed by 3rd parties*

# Western Free State : Amount of 10 kg bags per week sold on FPMs (all classes)

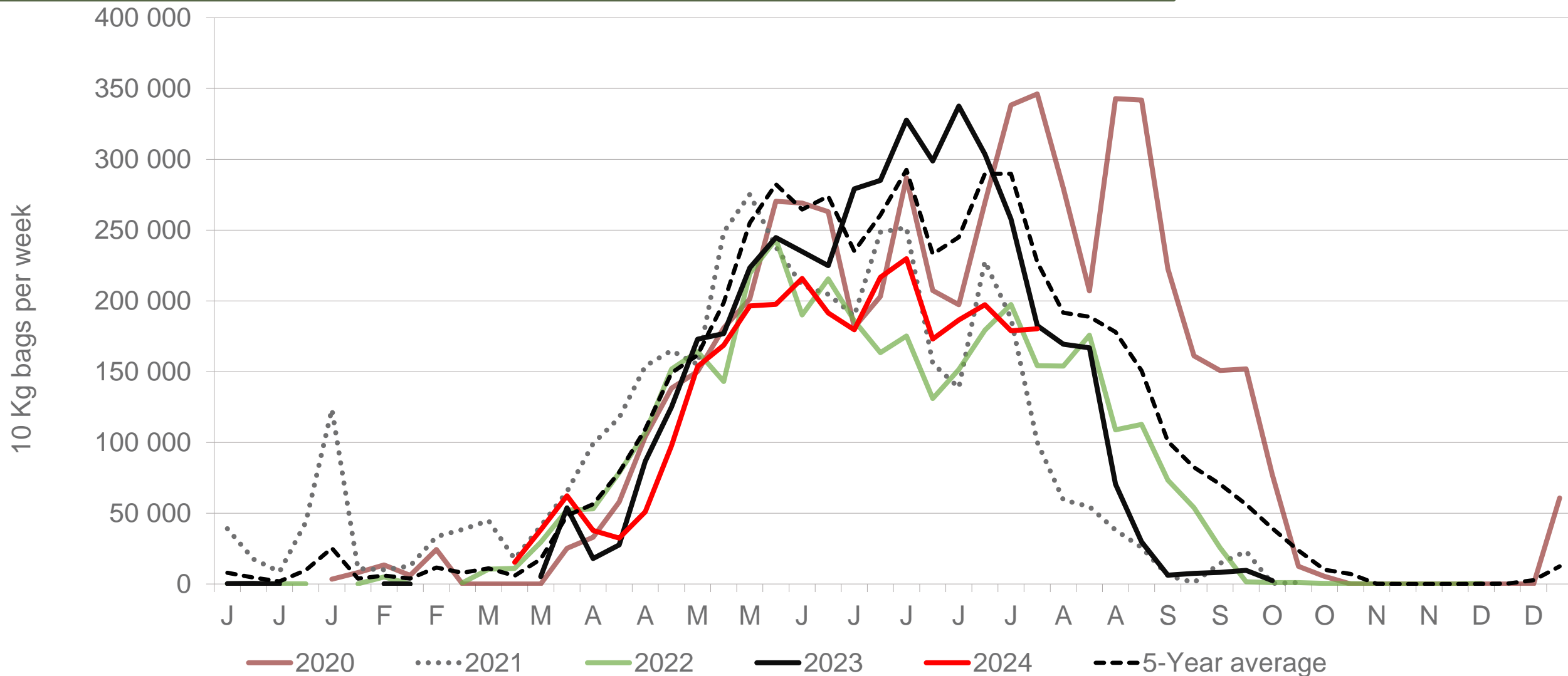


Sold 17% bags **less** than the first 32 weeks of 2023 and 1 710 738 bags **less** than the 5-year average (2019 to 2023) of the first 32 weeks of each year.

*Data disclaimer: Potatoes SA does not take responsibility for the accuracy or interpretation of company data re-purposed by 3rd parties*



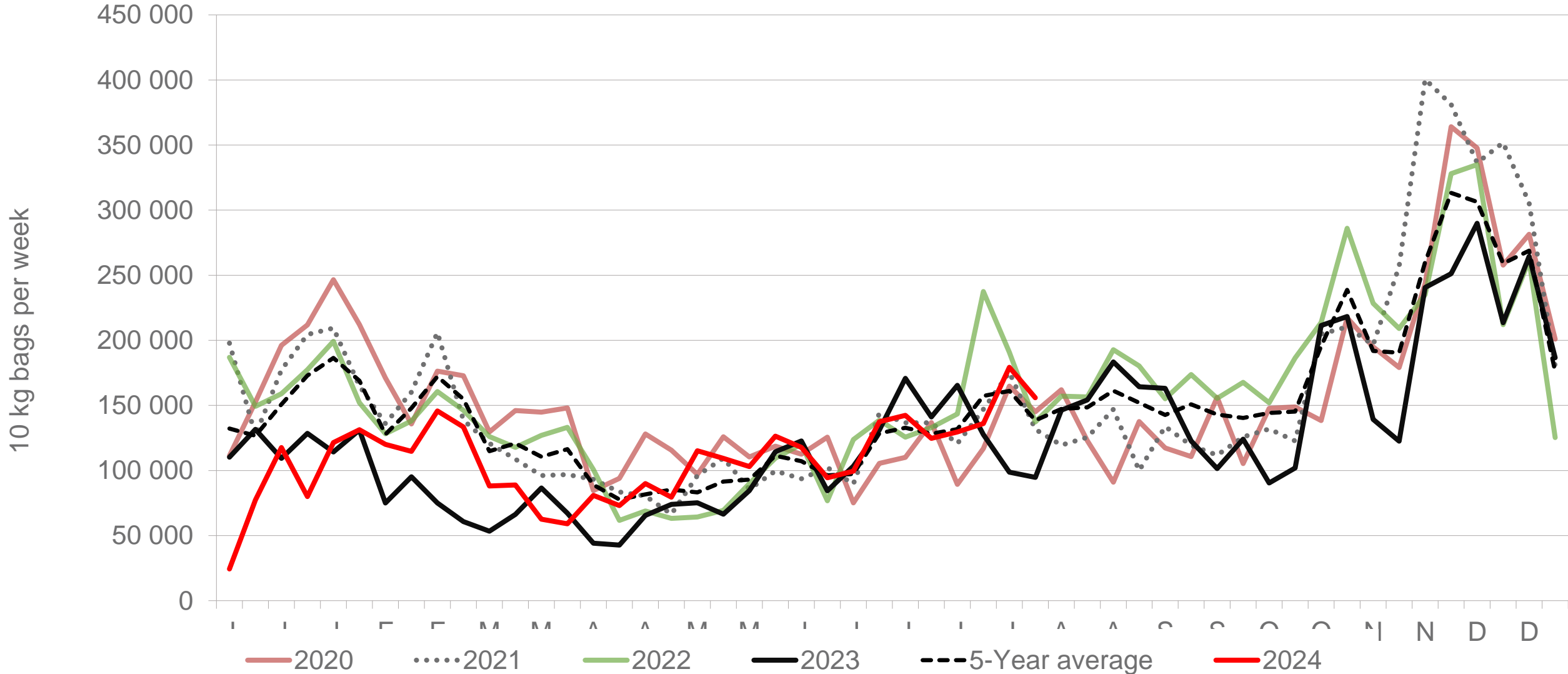
# Northern Cape: Amount of 10 kg bags per week sold on FPMs (all classes)



Sold 22% bags **less** than the first 32 weeks of 2023 and 1 067 887 bags **less** than the 5-year average (2019 to 2023) of the first 32 weeks of each year.

*Data disclaimer: Potatoes SA does not take responsibility for the accuracy or interpretation of company data re-purposed by 3rd parties*

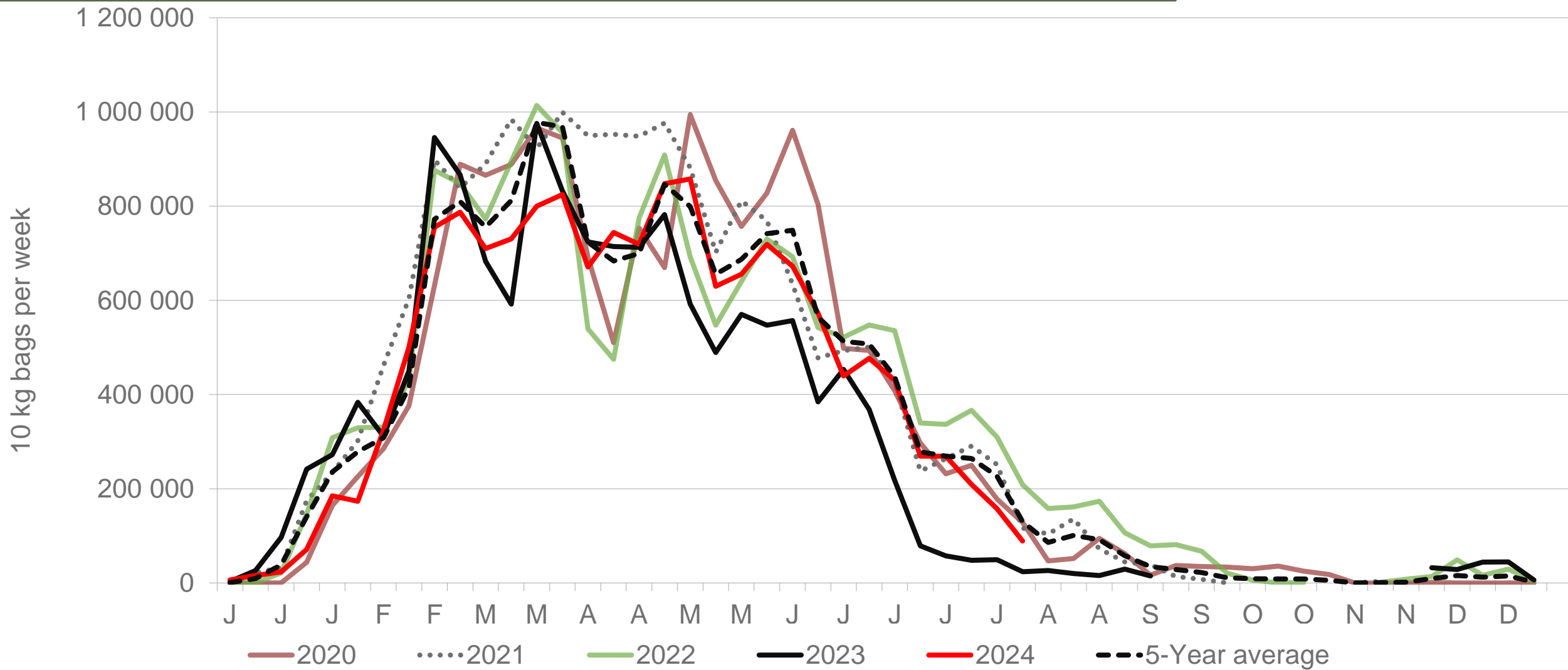
# Sandveld: Amount of 10 kg bags per week sold on FPMs (all classes)



Sold 11% bags **more** than the first 32 weeks of 2023 and 536 406 bags **less** than the 5-year average (2019 to 2023) of the first 32 weeks of each year.

*Data disclaimer: Potatoes SA does not take responsibility for the accuracy or interpretation of company data re-purposed by 3rd parties*

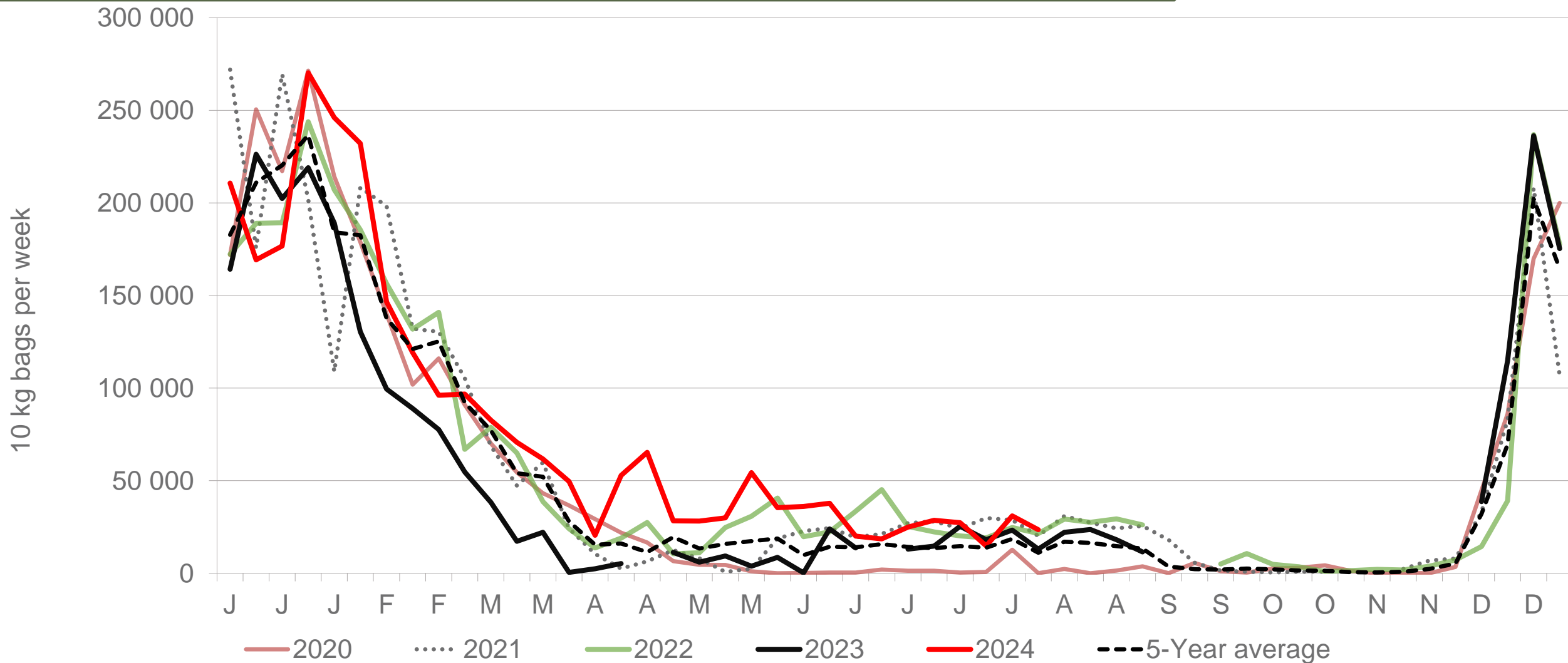
# Eastern Free State: Amount of 10 kg bags per week sold on FPMs (all classes)



Sold 9% bags **more** than the first 32 weeks of 2023 and 961 208 bags **less** than the 5-year average (2019 to 2023) of the first 32 weeks of each year.

*Data disclaimer: Potatoes SA does not take responsibility for the accuracy or interpretation of company data re-purposed by 3rd parties*

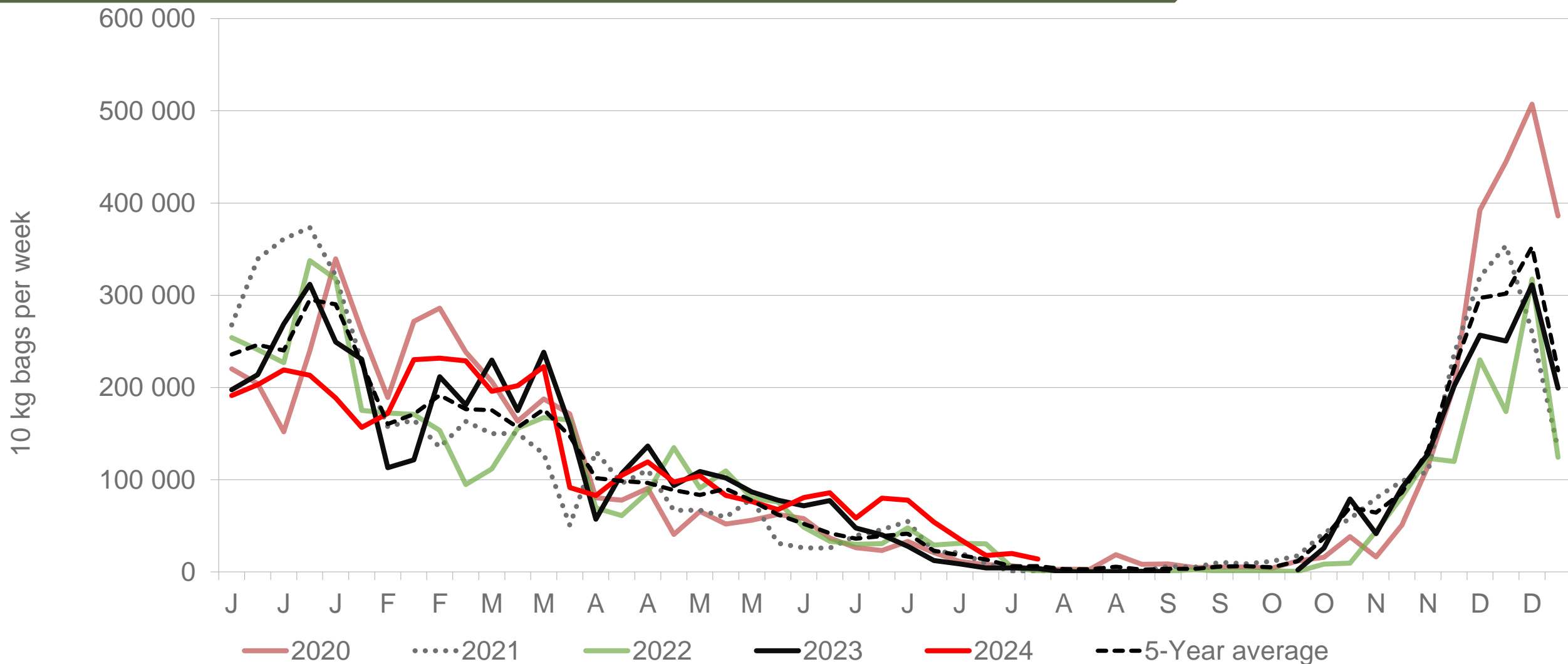
# Gauteng: Amount of 10 kg bags per week sold on FPMs (all classes)



Sold 51% bags **more** than the first 32 weeks of 2023 and 433 353 bags **more** than the 5-year average (2019 to 2023) of the first 32 weeks of each year.

*Data disclaimer: Potatoes SA does not take responsibility for the accuracy or interpretation of company data re-purposed by 3rd parties*

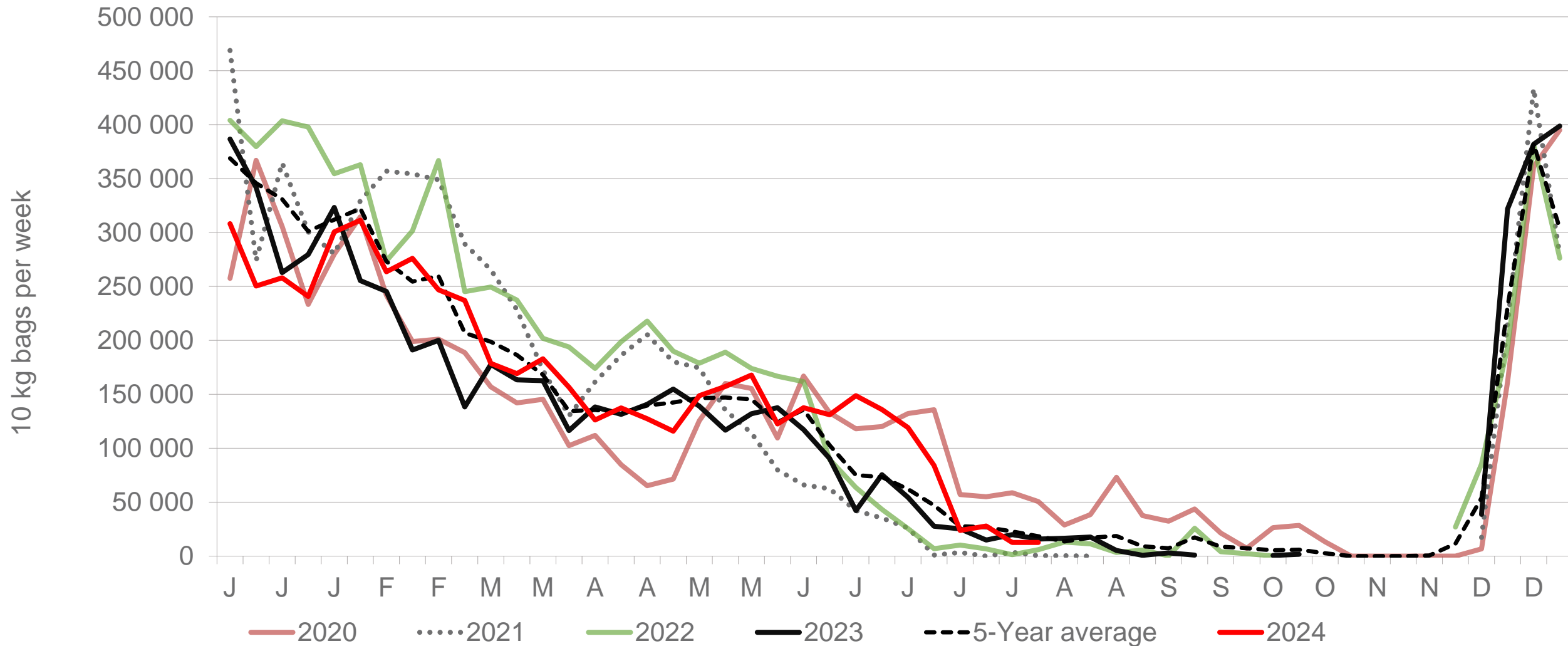
# KwaZulu-Natal: Amount of 10 kg bags per week sold on FPMs (all classes)



Sold 0,96% bags more than the first 32 weeks of 2023 and 140 874 bags more than the 5-year average (2019 to 2023) of the first 32 weeks of each year.

*Data disclaimer: Potatoes SA does not take responsibility for the accuracy or interpretation of company data re-purposed by 3rd parties*

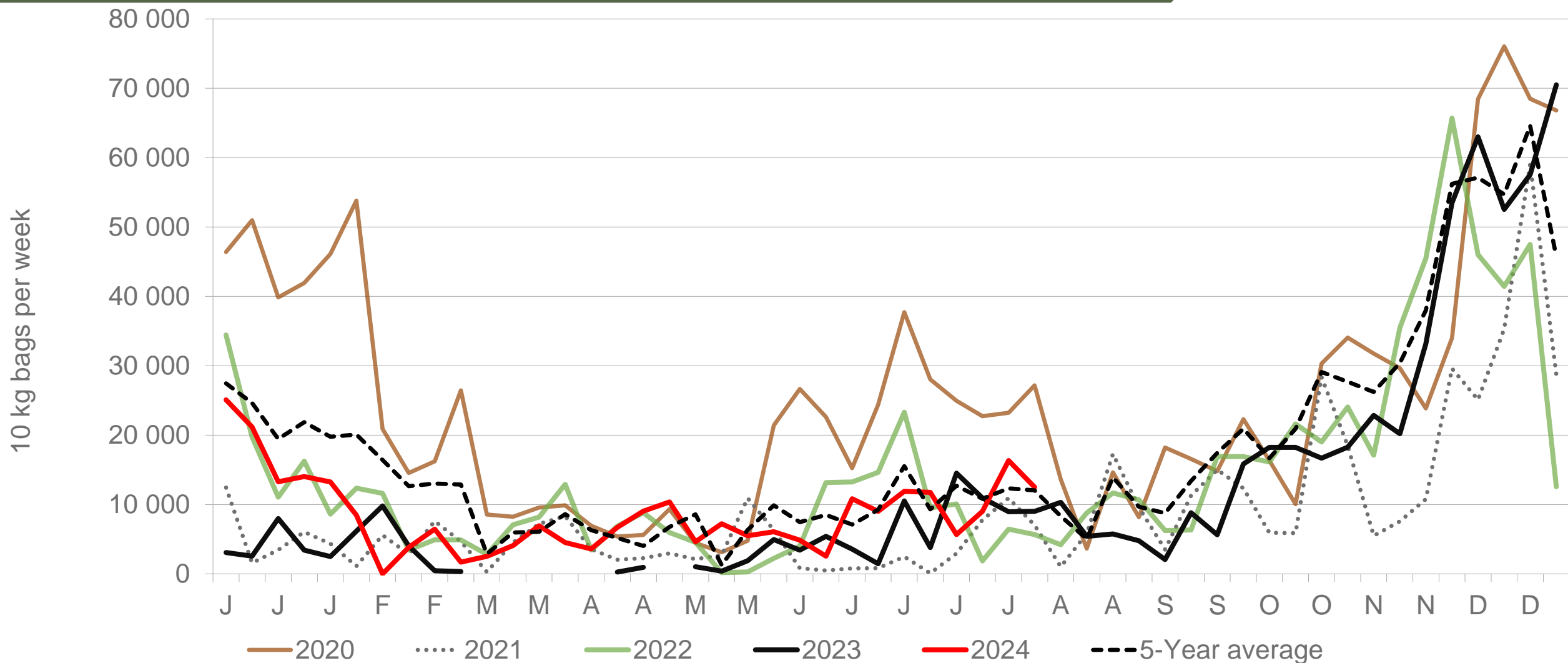
# North-West: Amount of 10 kg bags per week sold on FPMs (all classes)



Sold 10% bags **more** than the first 32 weeks of 2023 and 51 376 bags **less** than the 5-year average (2019 to 2023) of the first 32 weeks of each year.

*Data disclaimer: Potatoes SA does not take responsibility for the accuracy or interpretation of company data re-purposed by 3rd parties*

# Eastern Cape: Amount of 10 kg bags per week sold on FPMs (all classes)



Sold 124% bags **more** than the first 32 weeks of 2023 and 92 207 bags **less** than the **5-year average** (2019 to 2023) of the 32 week of each year.

# Average weekly prices and volumes for 10 kg bags of potatoes sold on selected markets from selected production regions

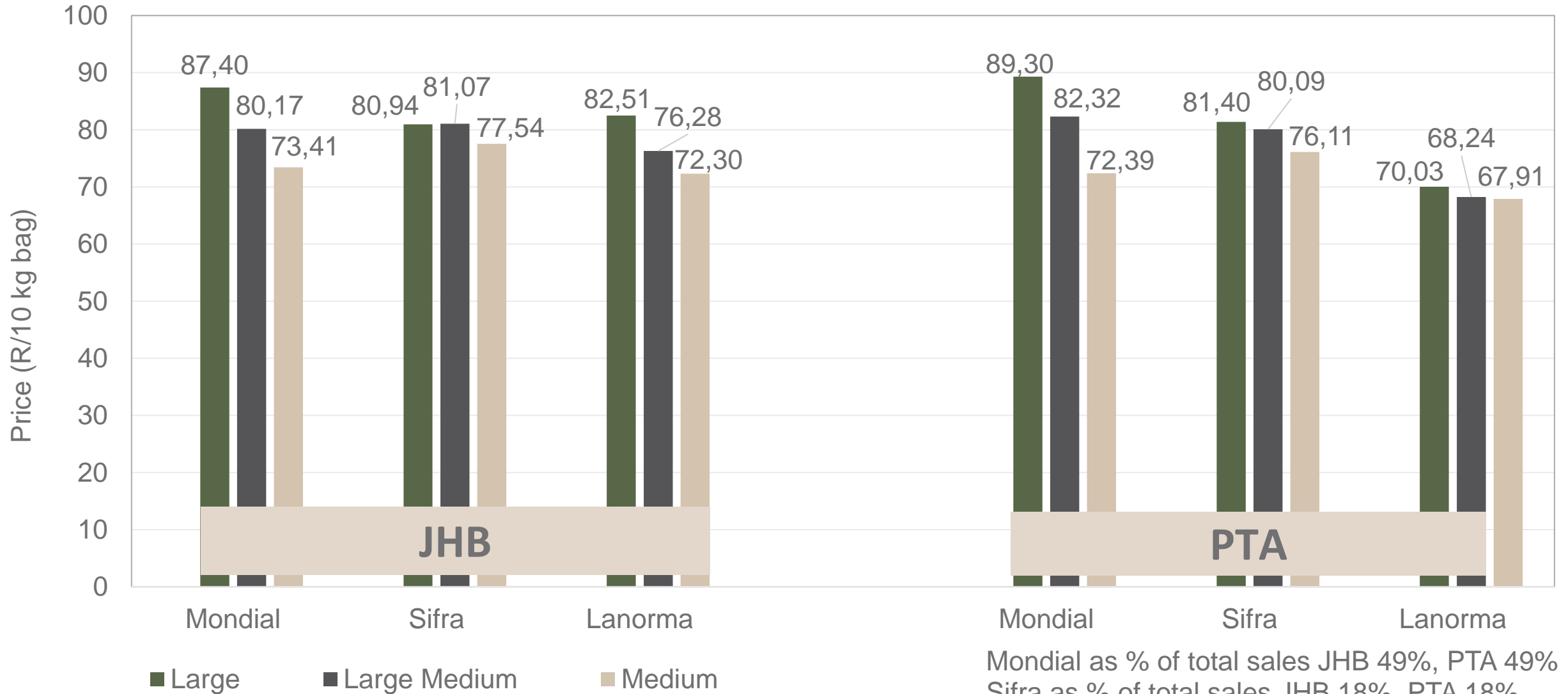


Klas & Grootte	Limpopo								Western Free State				Northern Cape				Sandveld		Eastern Free State				All Regions	
	JOH		PRE		DUR		KLE		JOH		PRE		JOH		PRE		CAP		JOH		PRE		All Markets	
	Volume	Prices	Volume	Prices	Volume	Prices	Volume	Prices	Volume	Prices	Volume	Prices	Volume	Prices	Volume	Prices	Volume	Prices	Volume	Prices	Volume	Prices	Volume	Prices
	10kg	R/10kg	10kg	R/10kg	10kg	R/10kg	10kg	R/10kg	10kg	R/10kg	10kg	R/10kg	10kg	R/10kg	10kg	R/10kg	10kg	R/10kg	10kg	R/10kg	10kg	R/10kg	10kg	R/10kg
1L	113 511	86,92	51 951	87,16	4 188	91,74	3 918	95,86	29 535	82,81	14 148	85,38	11 956	78,88	227	83,55	24 548	88,02	23 951	81,95	2 079	75,41	361 661	86,68
1L/M	142 568	80,70	66 933	81,69	14 889	88,53	7 723	81,29	39 740	79,38	25 072	79,41	19 820	100,60	442	78,91	39 717	84,70	12 305	75,75	980	68,99	492 189	82,89
1M	92 881	75,11	52 099	73,23	17 104	85,65	6 383	76,79	30 008	76,73	13 913	74,48	13 691	79,34	1 327	72,28	35 796	82,31	7 013	74,09	1 374	64,86	372 936	77,86
1S	30 705	58,63	11 582	57,50	11 122	69,88	1 418	66,30	2 746	56,89	985	57,17	2 090	61,34	110	55,00	13 739	66,54	755	51,75	-	-	98 872	61,89
1S/M	23 039	66,30	10 241	64,49	8 068	79,32	330	75,18	7 399	63,87	2 513	64,59	5 081	66,12	110	51,25	3 923	79,60	2 077	66,93	107	62,00	98 537	69,90
1XL	150	91,35	-	-	-	-	-	-	-	-	-	-	1 481	84,42	-	-	-	-	-	-	-	-	1 631	85,05
1XS	16 657	45,93	-	-	-	-	-	-	1 472	45,22	-	-	750	36,15	-	-	-	-	237	39,70	-	-	19 116	45,42
1XXS	-	-	-	-	-	-	-	-	-	-	-	-	-	-	-	-	-	-	-	-	-	-	-	-
2L	18 057	79,90	10 839	78,83	558	86,25	480	83,85	5 797	75,10	10 043	78,94	2 839	80,78	811	76,86	6 728	75,22	5 641	74,95	2 050	76,29	104 397	78,19
2L/M	12 129	70,71	7 999	73,76	110	81,23	394	75,43	3 839	70,43	8 312	73,52	2 603	75,35	601	74,22	8 296	73,74	960	69,17	550	67,79	81 793	74,35
2M	10 352	64,95	5 503	67,70	510	71,76	550	69,34	4 242	67,32	5 944	68,61	3 806	69,48	995	67,01	8 596	73,90	774	61,32	1 287	59,72	72 193	70,62
2S	3 016	47,61	1 219	47,41	330	65,00	330	56,05	822	44,77	1 212	44,85	357	50,22	-	-	2 208	52,05	-	-	-	-	19 159	50,25
2S/M	1 067	58,17	428	54,63	724	71,99	-	-	1 243	51,31	1 675	62,42	1 256	55,36	277	57,08	227	60,52	110	45,00	-	-	15 272	61,20
2XL	-	-	-	-	-	-	-	-	-	-	-	-	-	-	-	-	-	-	-	-	-	-	-	-
2XS	110	40,00	-	-	-	-	-	-	662	31,20	-	-	-	-	-	-	-	-	-	-	-	-	972	33,54
2XXS	-	-	-	-	-	-	-	-	-	-	-	-	-	-	-	-	-	-	-	-	-	-	-	-
3L	4 399	64,98	861	74,84	-	-	-	-	220	60,00	1 430	69,97	2 201	71,32	1 425	67,52	389	67,08	2 628	68,31	551	66,16	24 303	69,42
3L/M	3 158	66,36	2 687	63,33	338	67,40	-	-	1 755	63,43	1 572	62,06	3 397	58,07	330	66,36	220	59,15	1 116	56,08	757	68,75	27 140	65,46
3M	7 831	59,80	4 114	54,29	-	-	-	-	3 208	55,45	1 886	54,12	4 039	45,31	220	58,00	340	49,13	1 556	60,83	489	61,20	40 260	58,07
3S/M	634	48,75	440	56,25	-	-	-	-	-	-	293	50,53	1 143	54,50	461	52,71	-	-	-	-	-	-	6 514	49,80
3XS	-	-	-	-	-	-	-	-	-	-	-	-	-	-	-	-	-	-	-	-	-	-	591	26,68
3XXS	-	-	-	-	-	-	-	-	-	-	-	-	-	-	-	-	-	-	-	-	-	-	-	-
4L	-	-	-	-	-	-	-	-	-	-	-	-	-	-	764	61,51	-	-	-	-	-	-	2 630	63,34
4L/M	-	-	-	-	-	-	-	-	-	-	-	-	-	-	-	-	-	-	-	-	-	-	690	58,46
4M	-	-	20	20,00	-	-	-	-	-	-	-	-	-	-	110	53,00	-	-	-	-	-	-	631	52,28
4S	-	-	-	-	-	-	-	-	-	-	-	-	-	-	-	-	-	-	-	-	-	-	-	-
4S/M	-	-	-	-	-	-	-	-	-	-	-	-	-	-	-	-	-	-	-	-	-	-	-	-
Total	480 625	76,25	230 549	76,68	60 943	80,75	22 272	79,68	132 798	75,43	89 427	75,55	76 689	78,58	8 210	68,07	151 920	78,62	59 233	75,72	10 224	69,36	1 869 156	77,11

Data disclaimer: Potatoes SA does not take responsibility for the accuracy or interpretation of company data re-purposed by 3rd parties



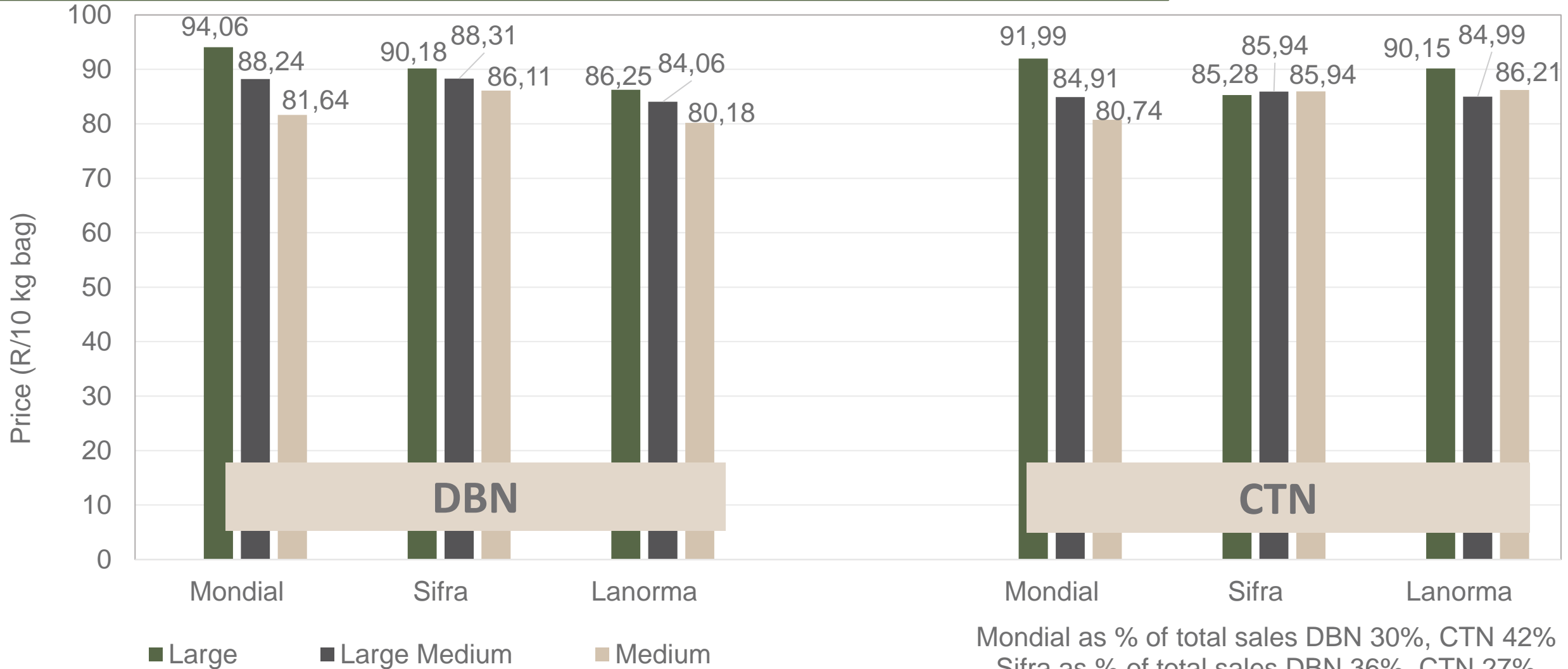
# PTA & JHB markets: Average Prices - Different Sizes (only 10 kg bags)



Mondial as % of total sales JHB 49%, PTA 49%  
 Sifra as % of total sales JHB 18%, PTA 18%  
 Lanorma as % of total sales JHB 6%, PTA 5%

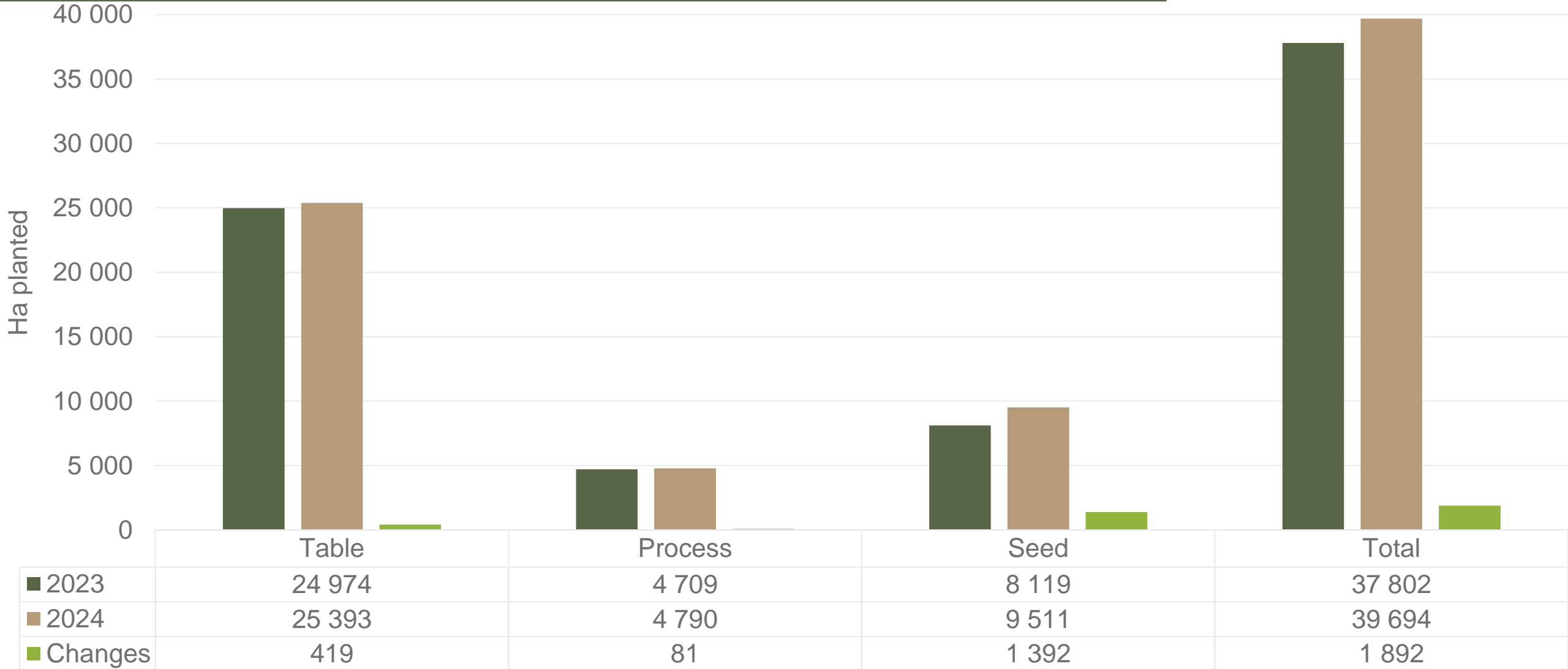
*Data disclaimer: Potatoes SA does not take responsibility for the accuracy or interpretation of company data re-purposed by 3rd parties*

# DBN & CTN markets: Average Prices - Different Sizes (only 10 kg bags)



Mondial as % of total sales DBN 30%, CTN 42%  
 Sifra as % of total sales DBN 36%, CTN 27%  
 Lanorma as % of total sales DBN 10%, CTN 7%

# Hectares planted to date for season 2023 versus 2024



*Regions finished: Limpopo early, Gauteng late, North west main and late, Eastern Free State main, Western Free State early and late, Southwestern Free State main, Ceres main, Eastern Cape winter and summer, North Eastern Cape main, Northern cape early and main, KwaZulu Natal summer and winter, Sandveld summer and winter*

**Data disclaimer: Potatoes SA does not take responsibility for the accuracy or interpretation of company data re-purposed by 3rd parties**

# Thank you for your time

Feel free to contact us



[Dikgetho@potatoes.co.za](mailto:Dikgetho@potatoes.co.za)

[Billy@potatoes.co.za](mailto:Billy@potatoes.co.za)

[anje@potatoes.co.za](mailto:anje@potatoes.co.za)



+27 (0)12 349 1906



6 De Havilland Crescent  
Persequor Techno Park  
Persequor Park  
Pretoria



[www.potatoes.co.za](http://www.potatoes.co.za)



Potatoes  
Aartappels SA