



Weekly Market Information

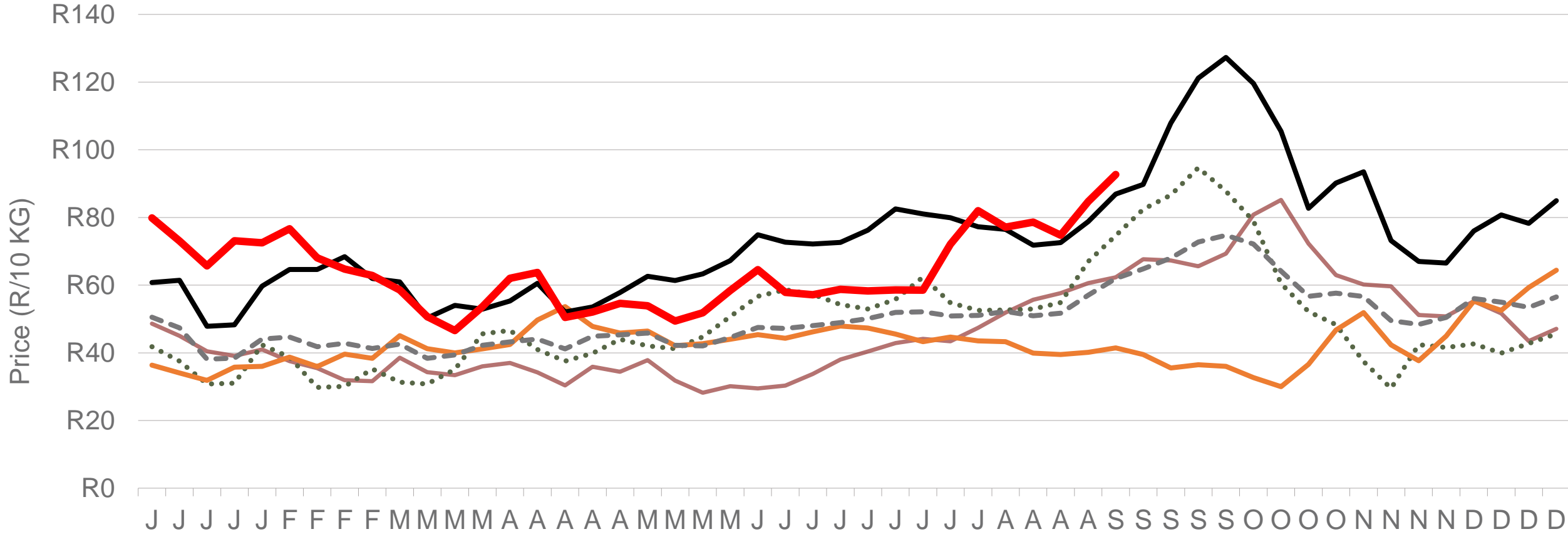
06 September 2024



**Potatoes
Aartappels SA**

www.potatoes.co.za

Average weekly price – all markets & all classes




— 2020 2021 — 2022 — 2023 — 2024 - - - 5-Year average



Number of bags sold

6%

(Week on Week)



Average weekly price

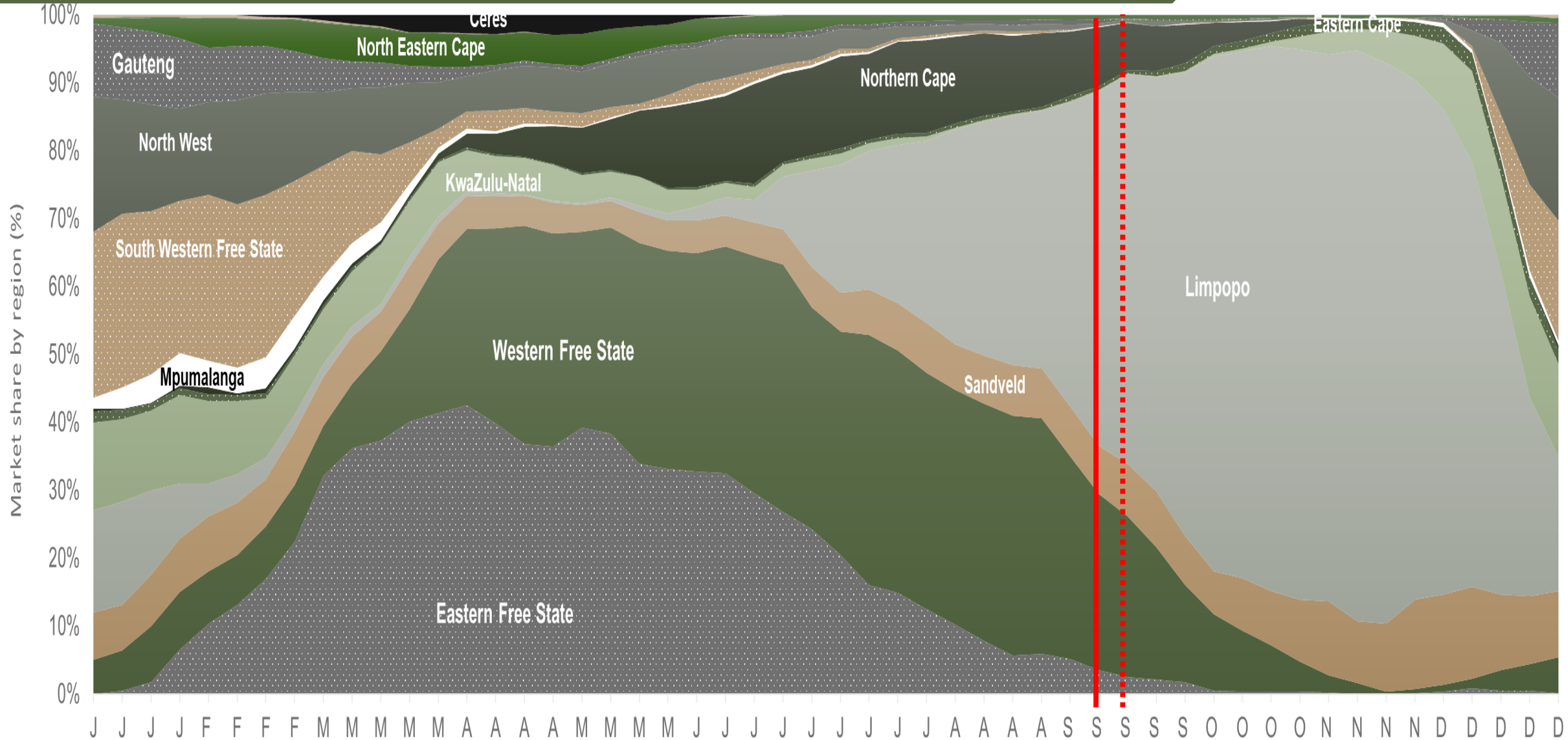
9%

(Week on week)



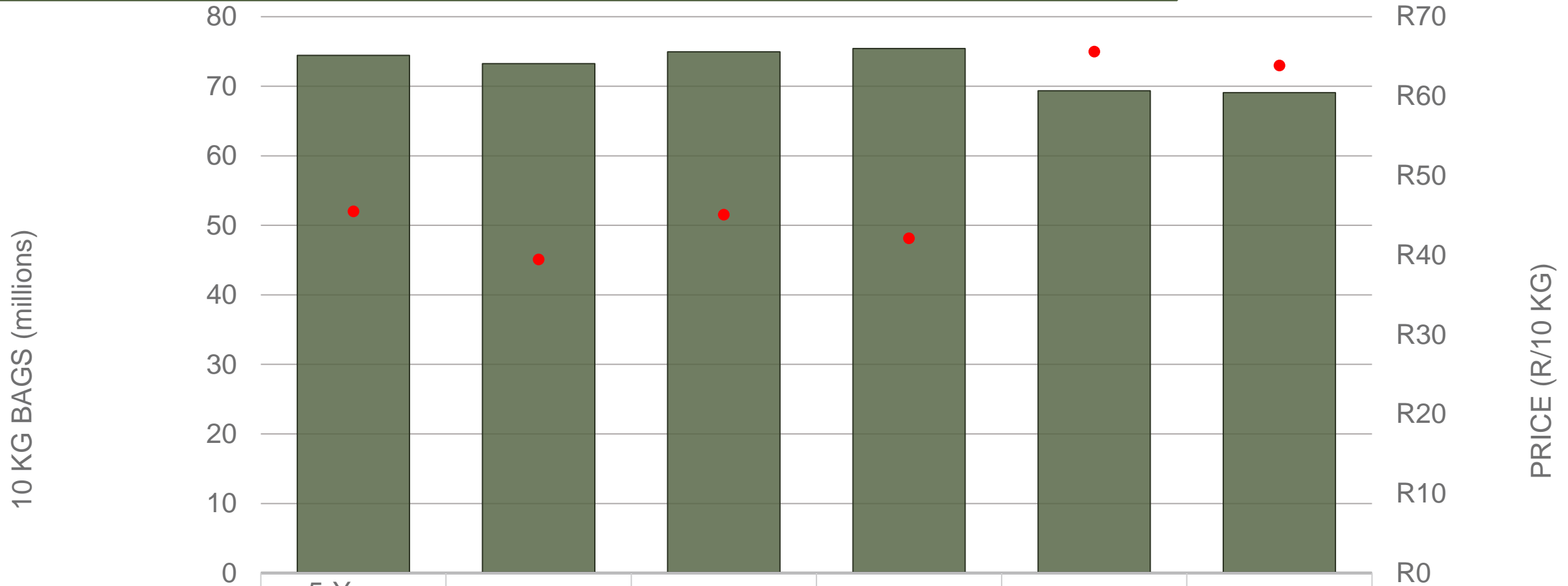
Data disclaimer: Potatoes SA does not take responsibility for the accuracy or interpretation of company data re-purposed by 3rd parties

Market share of regions on fresh produce markets



Data disclaimer: Potatoes SA does not take responsibility for the accuracy or interpretation of company data re-purposed by 3rd parties

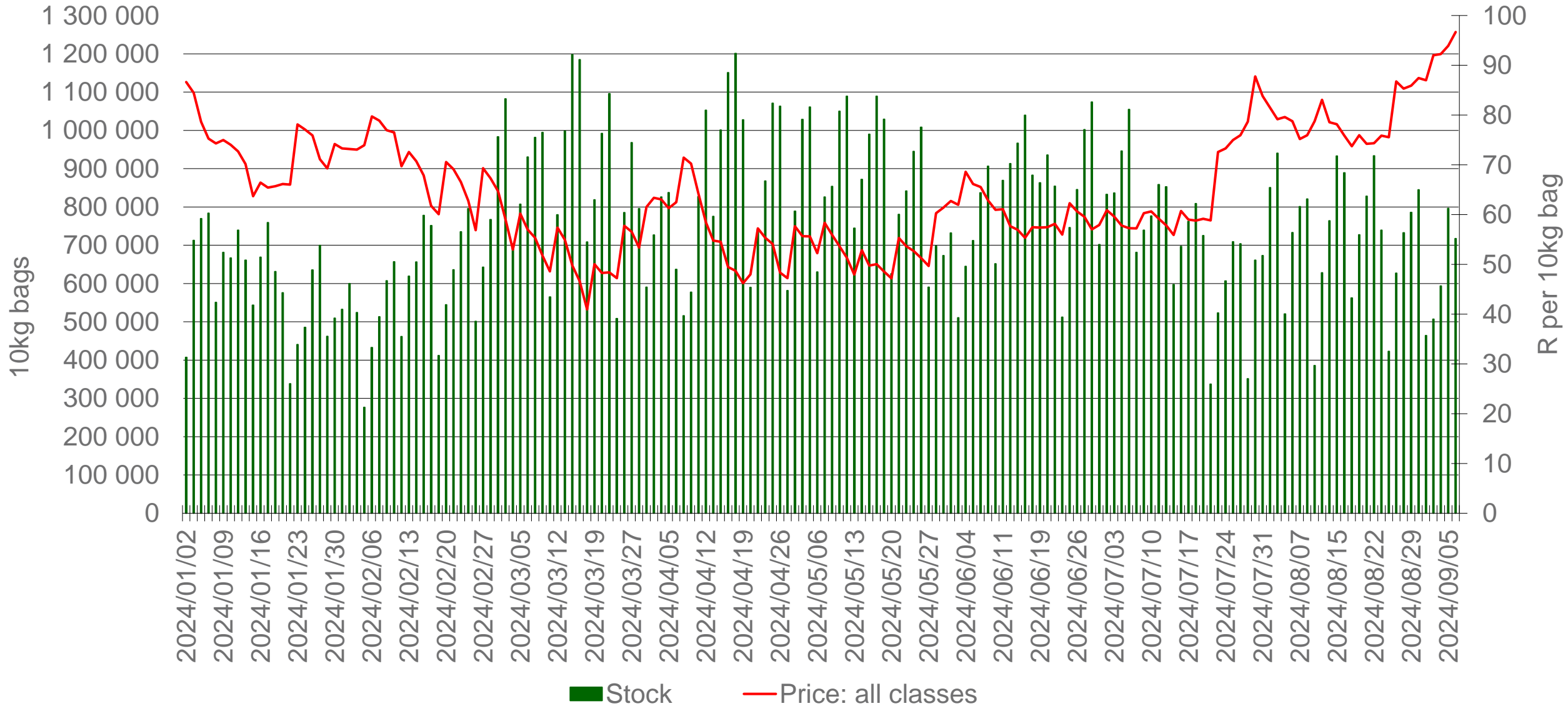
Cumulative total number of 10 kg bags sold on markets:



■ Number of bags sold	74 448 342	73 253 629	74 950 097	75 423 793	69 329 669	69 064 176
● Average price	R 45.50	R 39.45	R 45.08	R 42.12	R 65.59	R 63.86

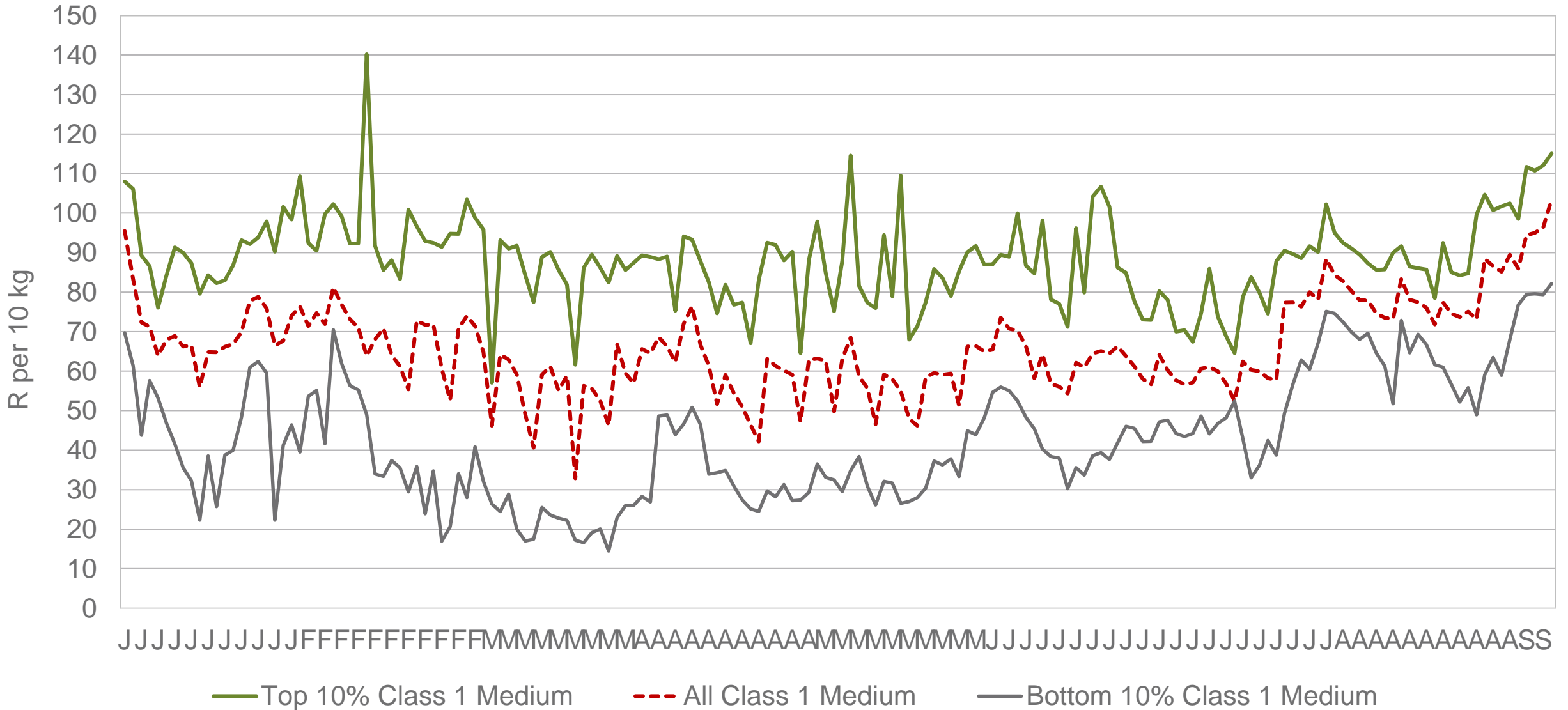
Sold 5 384 166 bags **less** than the **5-year average** (2019 to 2023) of the first 36 weeks of 2024

RSA daily Price versus Daily Available stocks (all classes & all sizes)



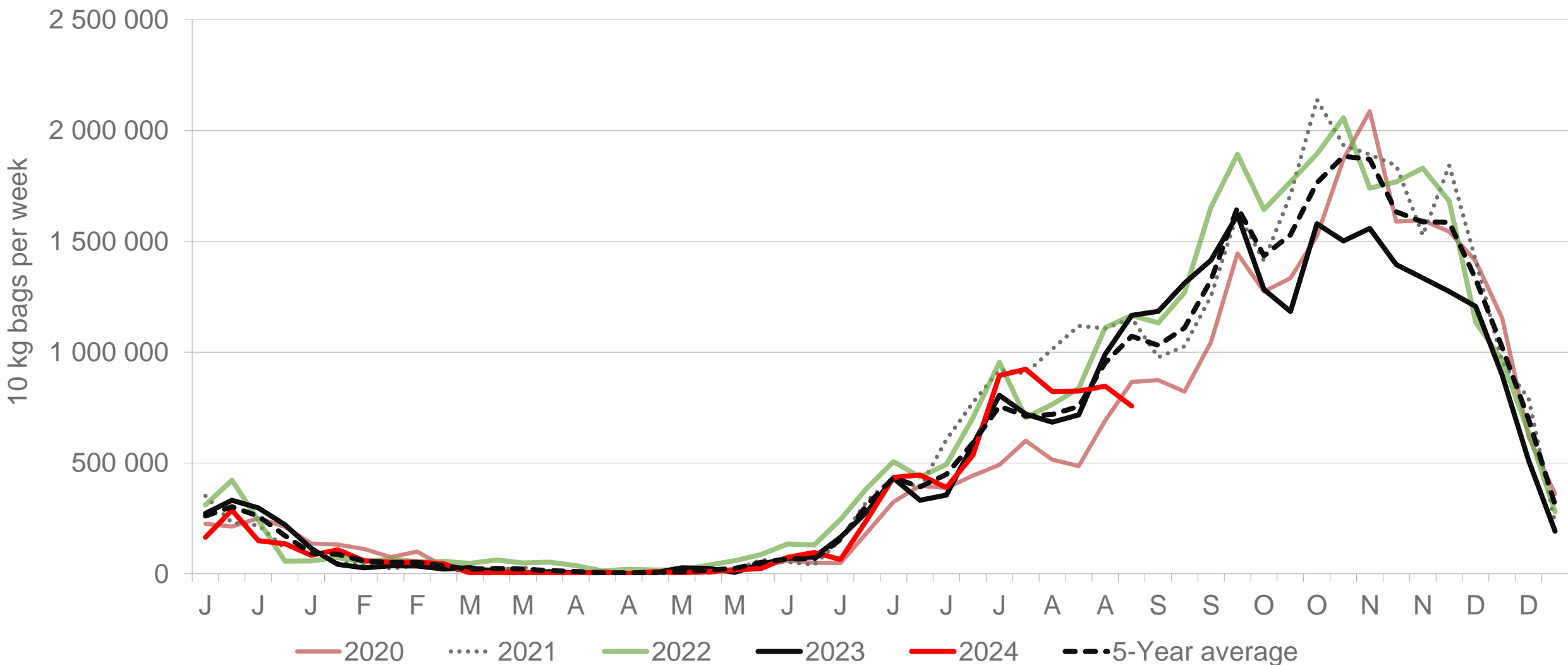
Data disclaimer: Potatoes SA does not take responsibility for the accuracy or interpretation of company data re-purposed by 3rd parties

JHB market daily : Top 10% versus Bottom 10% prices – Class 1 Medium (Since January 2024)



Data disclaimer: Potatoes SA does not take responsibility for the accuracy or interpretation of company data re-purposed by 3rd parties

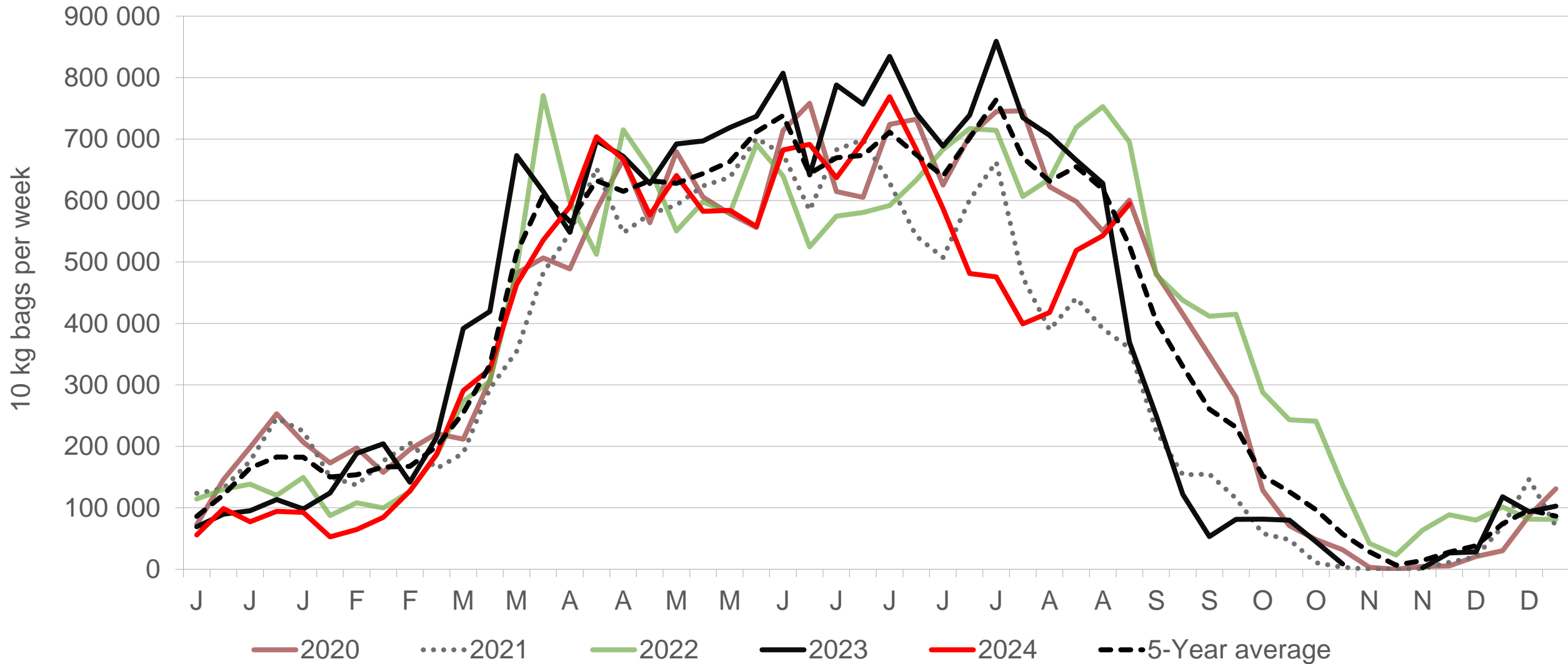
Limpopo: Amount of 10 kg bags per week sold on FPMs (all classes)



Sold 4% bags **less** than the first 36 weeks of 2023 and 429 812 bags **less** than the 5-year average (2019 to 2023) of the first 36 week of each year.

Data disclaimer: Potatoes SA does not take responsibility for the accuracy or interpretation of company data re-purposed by 3rd parties

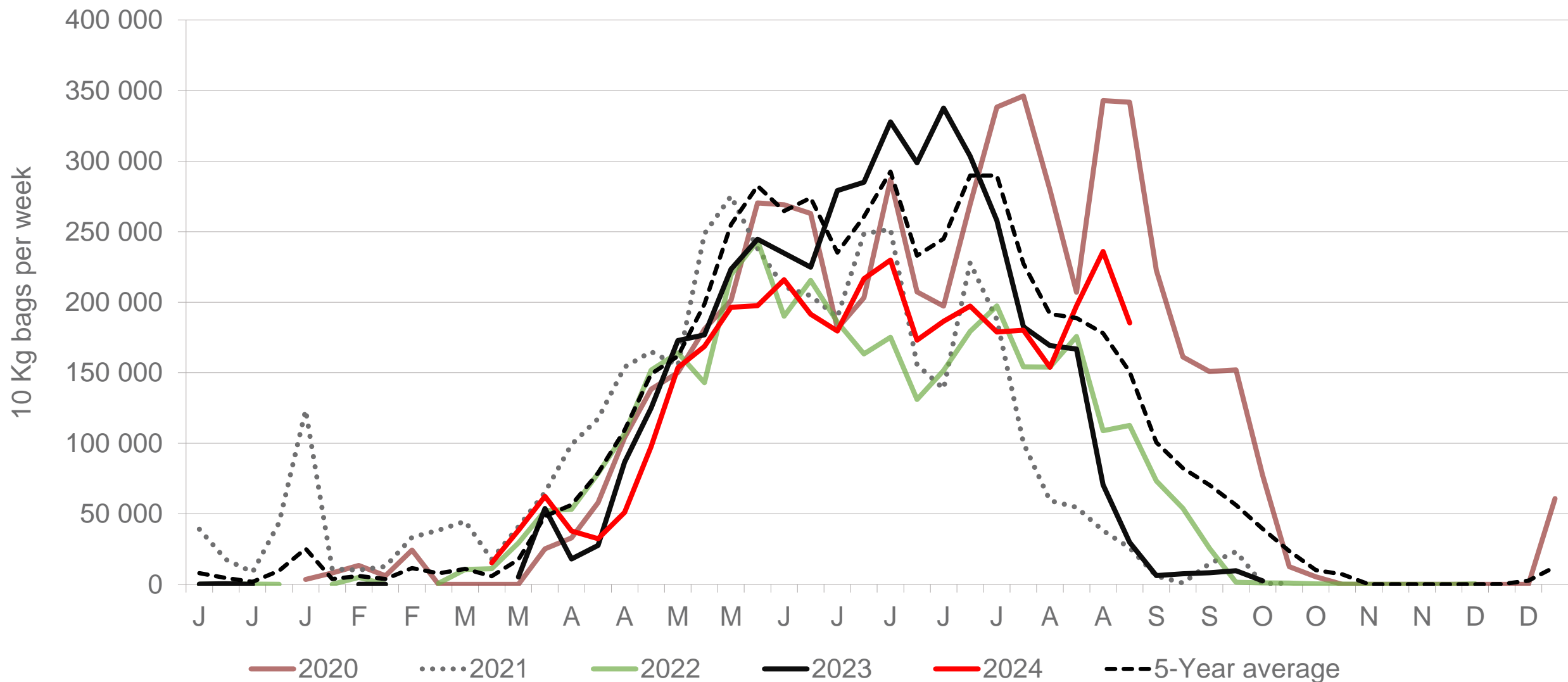
Western Free State : Amount of 10 kg bags per week sold on FPMs (all classes)



Sold 17% bags **less** than the first 36 weeks of 2023 and 2 068 267 bags **less** than the 5-year average (2019 to 2023) of the first 36 weeks of each year.

Data disclaimer: Potatoes SA does not take responsibility for the accuracy or interpretation of company data re-purposed by 3rd parties

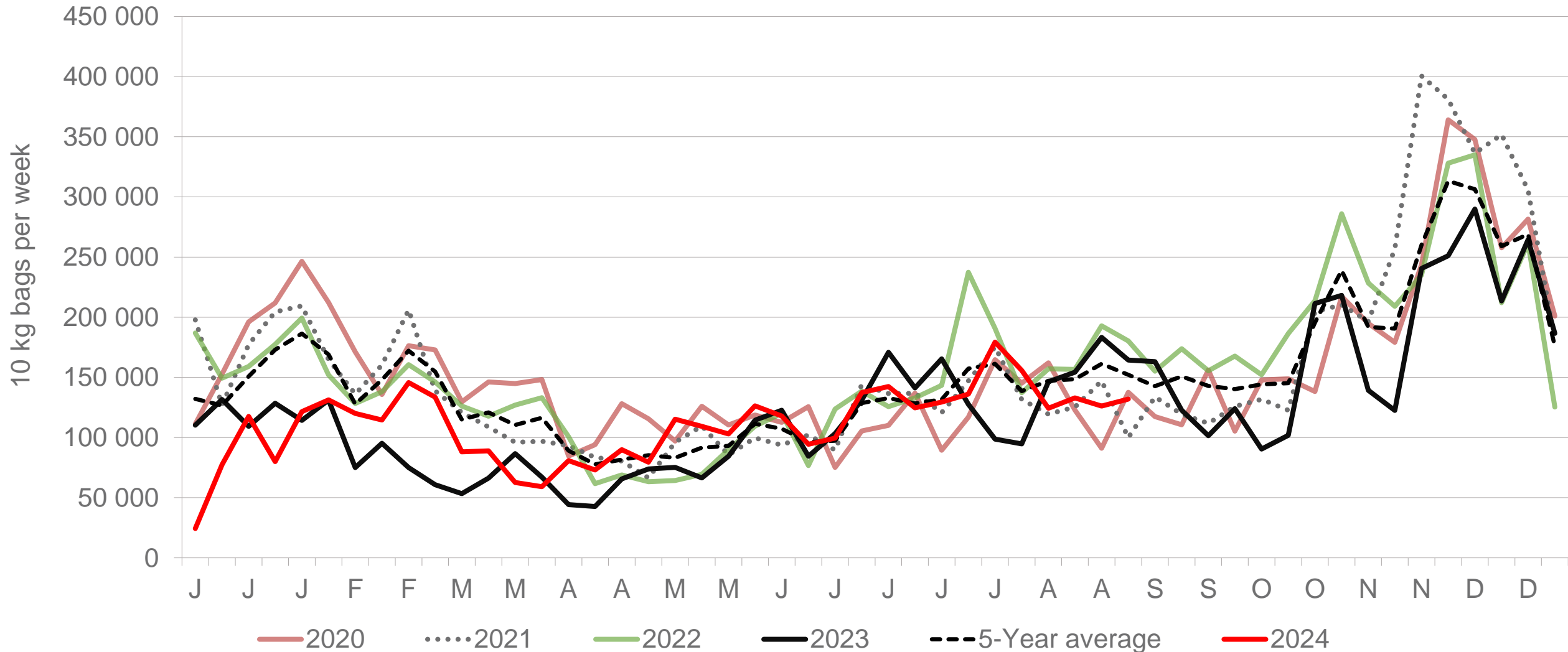
Northern Cape: Amount of 10 kg bags per week sold on FPMs (all classes)



Sold 12% bags **less** than the first 36 weeks of 2023 and 1 004 443 bags **less** than the 5-year average (2019 to 2023) of the first 36 weeks of each year.

Data disclaimer: Potatoes SA does not take responsibility for the accuracy or interpretation of company data re-purposed by 3rd parties

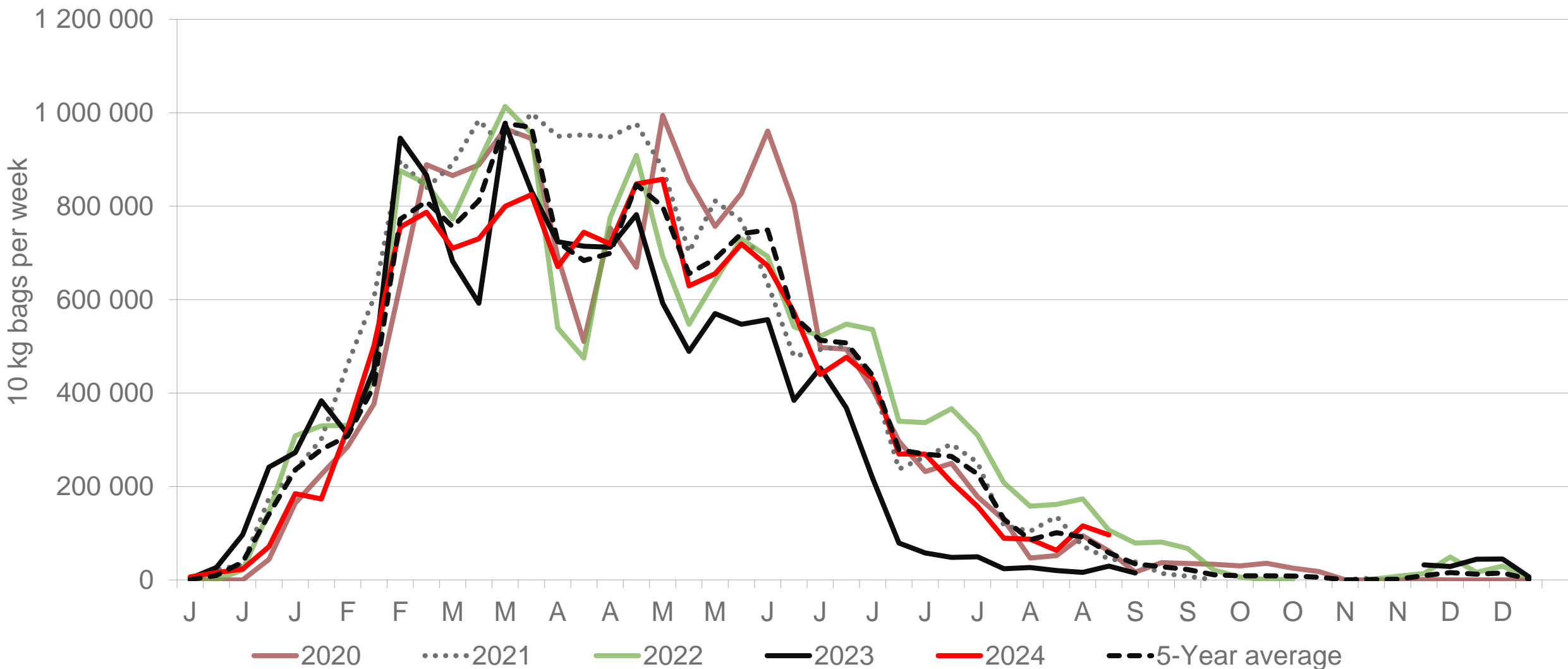
Sandveld: Amount of 10 kg bags per week sold on FPMs (all classes)



Sold 6% bags **more** than the first 36 weeks of 2023 and 630 042 bags **less** than the 5-year average (2019 to 2023) of the first 36 weeks of each year.

Data disclaimer: Potatoes SA does not take responsibility for the accuracy or interpretation of company data re-purposed by 3rd parties

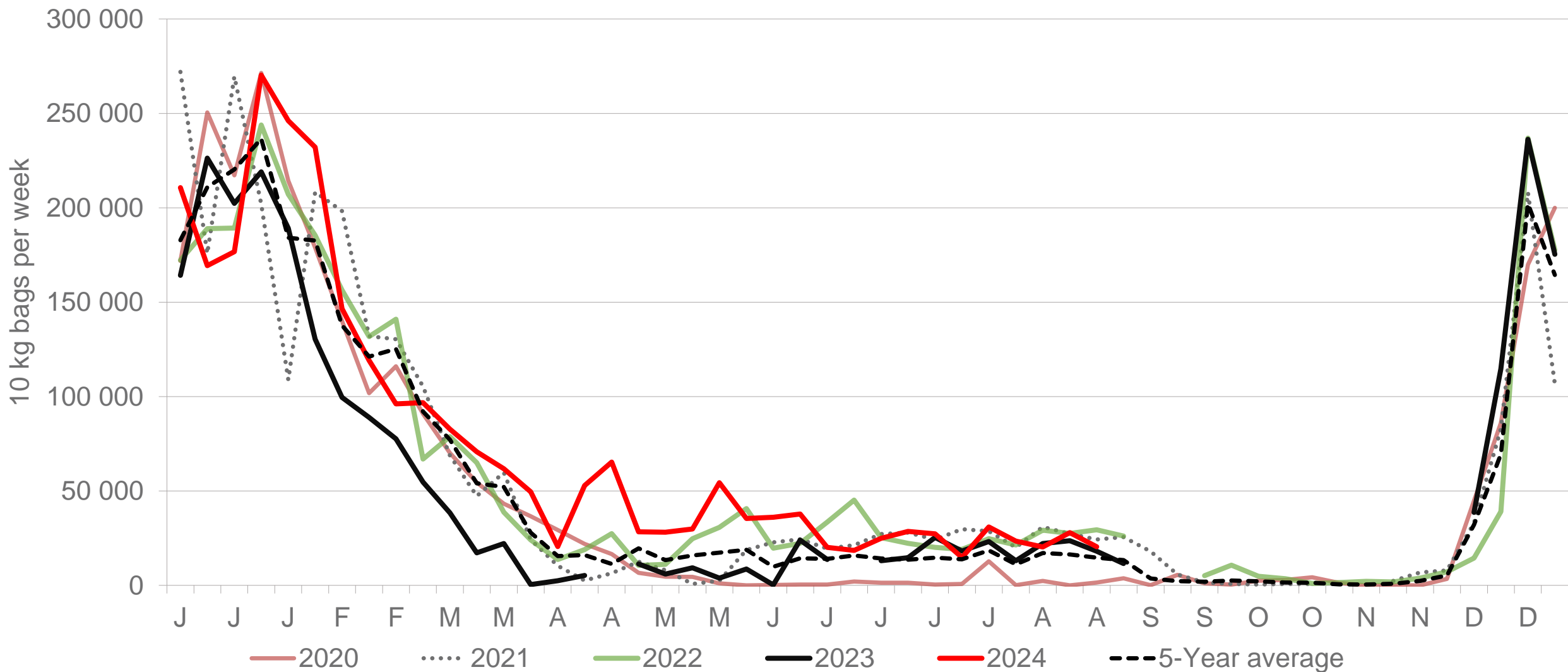
Eastern Free State: Amount of 10 kg bags per week sold on FPMs (all classes)



Sold 11% bags **more** than the first 36 weeks of 2023 and 935 958 bags **less** than the 5-year average (2019 to 2023) of the first 36 weeks of each year.

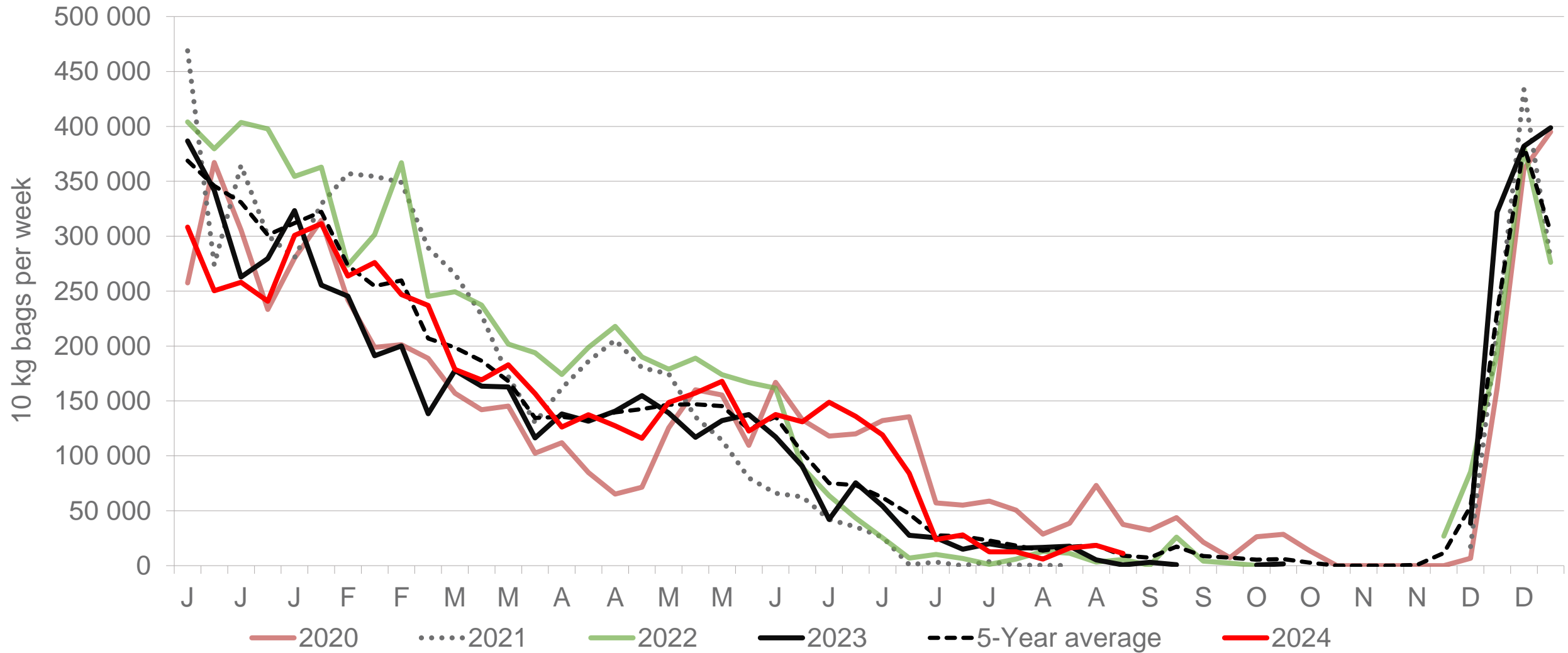
Data disclaimer: Potatoes SA does not take responsibility for the accuracy or interpretation of company data re-purposed by 3rd parties

Gauteng: Amount of 10 kg bags per week sold on FPMs (all classes)



Sold 49% bags more than the first 36 weeks of 2023 and 440 516 bags more than the 5-year average (2019 to 2023) of the first 36 weeks of each year.

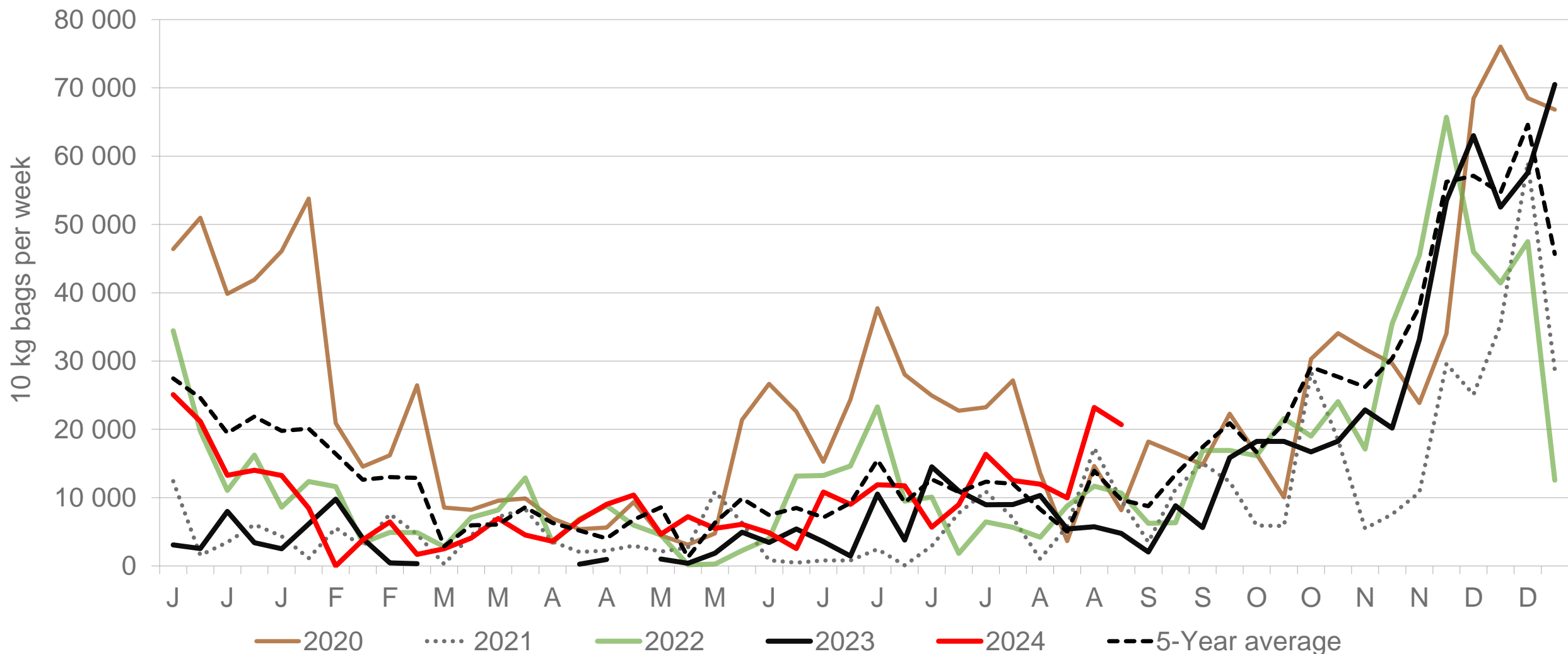
North-West: Amount of 10 kg bags per week sold on FPMs (all classes)



Sold 10% bags **more** than the first 36 weeks of 2023 and 58 196 bags **less** than the 5-year average (2019 to 2023) of the first 36 weeks of each year.

Data disclaimer: Potatoes SA does not take responsibility for the accuracy or interpretation of company data re-purposed by 3rd parties

Eastern Cape: Amount of 10 kg bags per week sold on FPMs (all classes)



Sold 128% bags **more** than the first 36 weeks of 2023 and 63 304 bags **less** than the 5-year average (2019 to 2023) of the 36 week of each year.

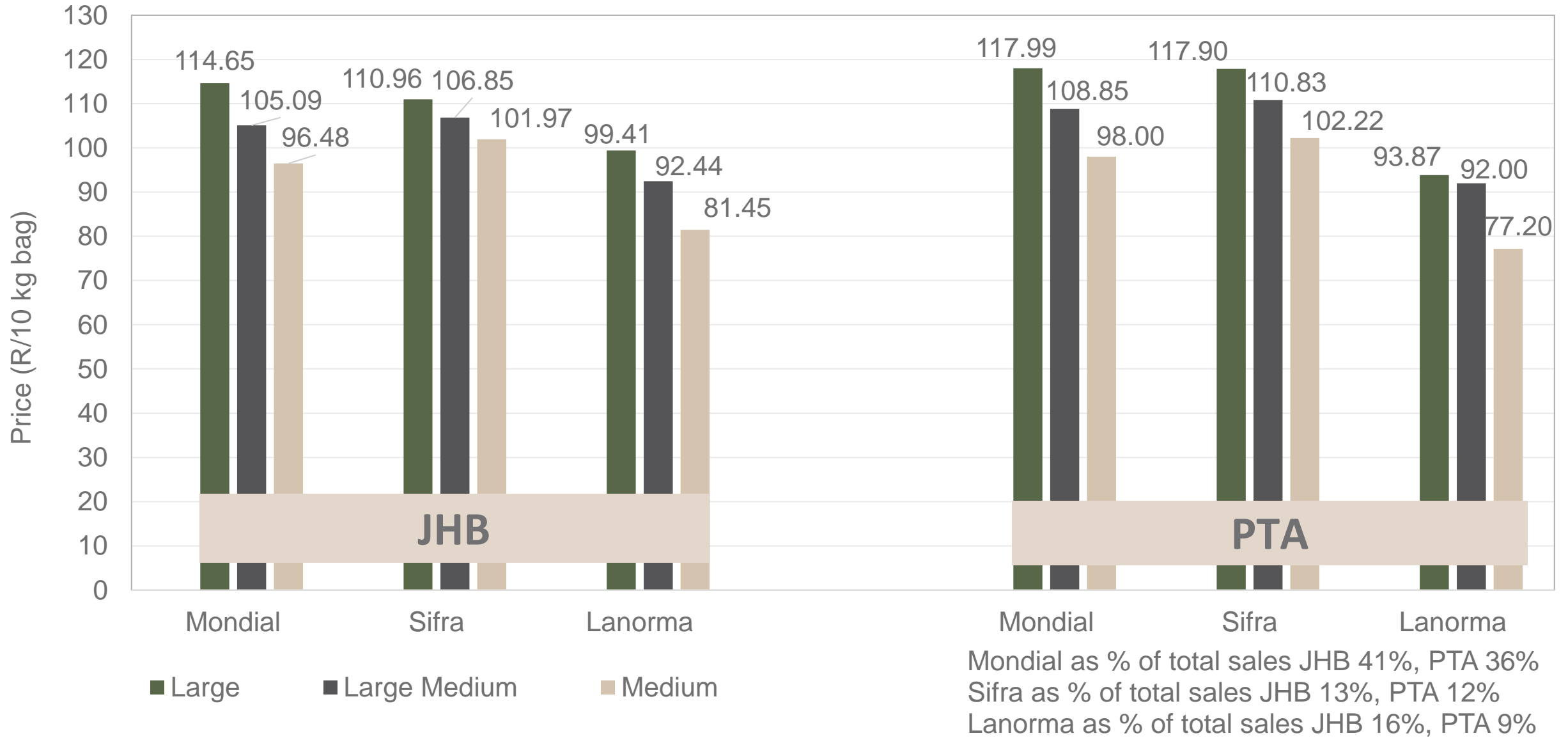
Average weekly prices and volumes for 10 kg bags of potatoes sold on selected markets from selected production regions



Klas & Grootte	Limpopo								Western Free State				Northern Cape				Sandveld		Eastern Free State				All Regions	
	JOH		PRE		DUR		KLE		JOH		PRE		JOH		PRE		CAP		JOH		PRE		All Markets	
	Volume 10kg	Prices R/10kg	Volume 10kg	Prices R/10kg	Volume 10kg	Prices R/10kg	Volume 10kg	Prices R/10kg	Volume 10kg	Prices R/10kg	Volume 10kg	Prices R/10kg	Volume 10kg	Prices R/10kg	Volume 10kg	Prices R/10kg	Volume 10kg	Prices R/10kg	Volume 10kg	Prices R/10kg	Volume 10kg	Prices R/10kg	Volume 10kg	Prices R/10kg
1L	75 075	116.52	38 835	115.97	2 224	115.27	3 056	115.97	30 057	111.98	15 356	112.92	13 825	100.12	1 936	108.42	15 439	108.87	20 113	102.47	5 487	94.30	308 054	109.96
1L/M	86 572	105.76	44 624	108.73	9 452	111.48	4 626	106.79	40 435	104.18	24 609	105.51	11 172	104.34	2 884	99.09	33 243	102.95	12 366	96.12	3 137	89.29	388 769	103.77
1M	91 257	98.47	41 061	95.53	17 564	99.64	4 805	99.38	36 375	95.66	18 298	98.35	7 595	84.84	2 095	84.50	26 768	102.50	7 060	88.35	1 886	81.19	357 678	96.92
1S	31 337	74.59	8 099	71.30	18 114	79.42	1 332	69.92	5 577	67.84	1 579	67.83	1 331	66.03	220	80.28	10 706	80.89	885	65.61	1 100	60.53	108 731	73.98
1S/M	34 797	86.52	8 823	80.11	10 366	92.28	263	84.37	9 595	78.52	4 067	73.43	3 298	78.13	960	83.31	3 871	98.28	1 428	78.36	193	63.22	113 364	83.15
1XL	4	90.00	-	-	-	-	-	-	771	113.18	-	-	1 364	103.09	-	-	-	-	1 123	116.80	-	-	3 262	110.18
1XS	18 414	63.73	-	-	-	-	-	-	1 726	54.88	-	-	1 492	44.22	-	-	-	-	70	60.00	-	-	21 748	61.61
1XXS	-	-	-	-	-	-	-	-	-	-	-	-	-	-	-	-	-	-	-	-	-	-	-	-
2L	12 134	97.79	9 490	97.12	435	113.38	911	110.84	14 379	98.87	15 180	103.56	6 396	96.49	1 865	90.66	5 919	97.78	4 469	99.63	3 134	89.46	131 863	96.77
2L/M	6 559	93.25	8 455	96.99	-	-	1 192	101.32	11 513	96.00	15 502	96.46	2 281	88.11	583	97.17	6 714	93.37	2 344	86.74	2 431	85.16	109 178	91.05
2M	6 810	84.02	10 536	88.15	401	86.46	509	95.21	10 402	88.29	8 258	87.28	2 999	84.58	511	86.91	9 461	88.22	1 917	79.04	3 779	71.10	97 100	83.08
2S	3 518	55.86	5 848	68.13	990	76.41	110	75.09	1 590	61.31	2 951	51.66	389	56.53	1	70.00	3 868	69.68	146	62.53	241	52.06	34 905	56.96
2S/M	363	64.96	374	59.70	374	82.94	430	73.35	3 845	71.20	2 457	73.97	415	78.98	274	88.03	980	75.80	330	70.01	64	55.00	20 482	67.88
2XL	-	-	-	-	-	-	-	-	991	102.09	-	-	-	-	-	-	-	-	1 113	111.68	-	-	2 104	107.16
2XS	1 400	54.04	-	-	-	-	-	-	777	45.83	-	-	-	-	-	-	-	-	-	-	-	-	2 590	48.18
2XXS	-	-	-	-	-	-	-	-	-	-	-	-	-	-	-	-	-	-	-	-	-	-	-	-
3L	3 174	82.64	1 374	76.06	2	65.00	-	-	4 996	74.08	2 530	84.58	3 655	80.51	624	89.36	499	81.48	2 237	86.03	1 028	77.75	37 895	78.05
3L/M	2 747	84.05	926	84.77	550	90.00	-	-	4 594	81.39	3 535	73.03	3 496	68.08	814	80.33	856	82.10	-	-	110	68.13	30 494	75.51
3M	7 051	72.92	3 506	72.11	357	68.03	-	-	8 022	65.89	2 687	67.09	8 823	59.16	1 497	73.53	1 555	76.64	1 055	62.36	203	58.89	58 428	64.56
3S/M	2 233	63.01	-	-	-	-	-	-	2 200	52.00	110	30.09	618	53.21	44	55.00	-	-	-	-	-	-	9 996	56.74
3XS	-	-	-	-	-	-	-	-	214	30.00	-	-	-	-	-	-	-	-	-	-	-	-	314	30.00
3XXS	-	-	-	-	-	-	-	-	-	-	-	-	-	-	-	-	-	-	-	-	-	-	-	-
4L	-	-	-	-	-	-	-	-	-	-	-	-	-	-	-	-	-	-	-	-	8	66.88	1 715	68.03
4L/M	-	-	140	70.00	-	-	-	-	-	-	110	50.00	-	-	94	38.94	-	-	-	-	-	-	344	55.12
4M	-	-	-	-	-	-	-	-	-	-	-	-	-	-	282	41.72	-	-	-	-	-	-	2 196	53.21
4S	-	-	-	-	-	-	-	-	-	-	19	33.68	-	-	-	-	-	-	-	-	-	-	19	33.68
4S/M	-	-	-	-	-	-	-	-	-	-	110	57.95	-	-	-	-	-	-	-	-	-	-	1 322	33.16
Total	383 538	97.08	191 169	97.07	65 303	91.58	17 507	100.73	188 059	94.22	118 625	95.93	69 149	86.19	14 706	89.41	131 917	93.53	56 661	95.20	22 801	83.39	1 883 488	92.68

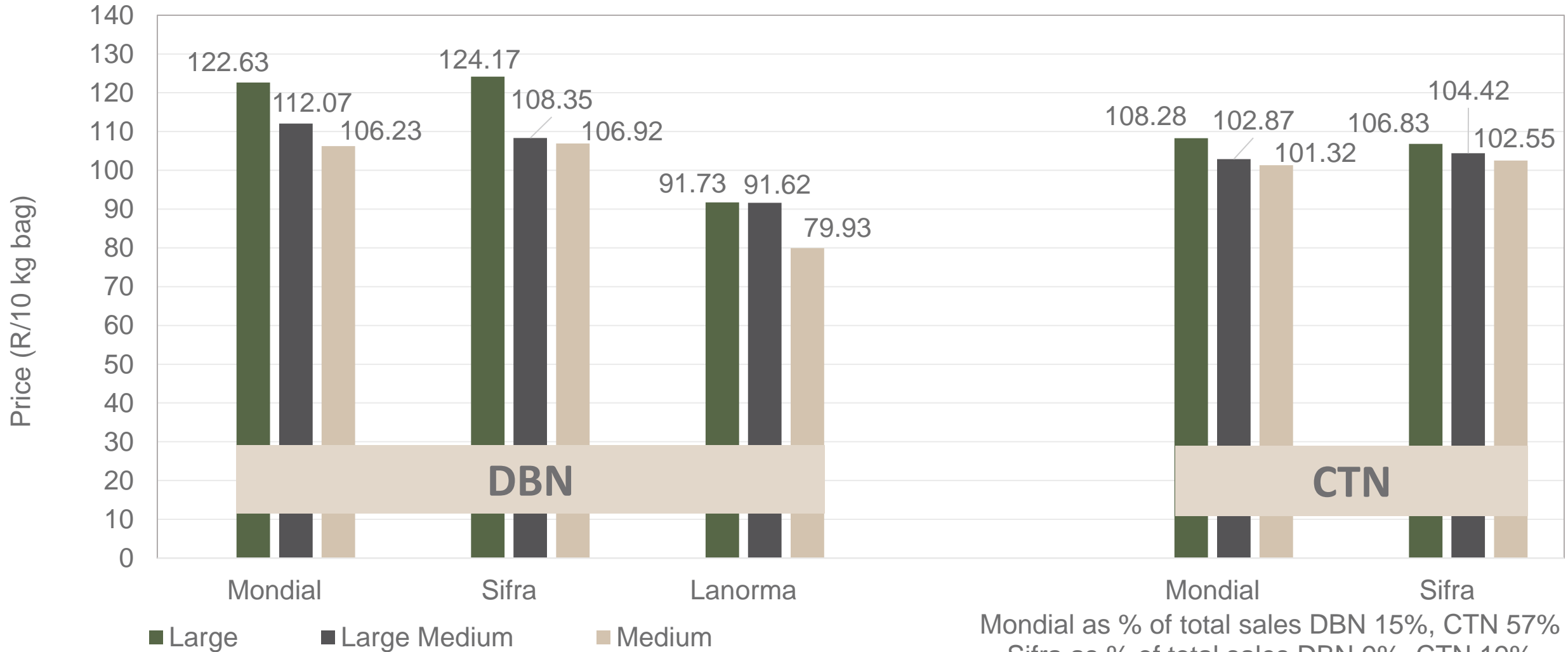
Data disclaimer: Potatoes SA does not take responsibility for the accuracy or interpretation of company data re-purposed by 3rd parties

PTA & JHB markets: Average Prices - Different Sizes (only 10 kg bags)



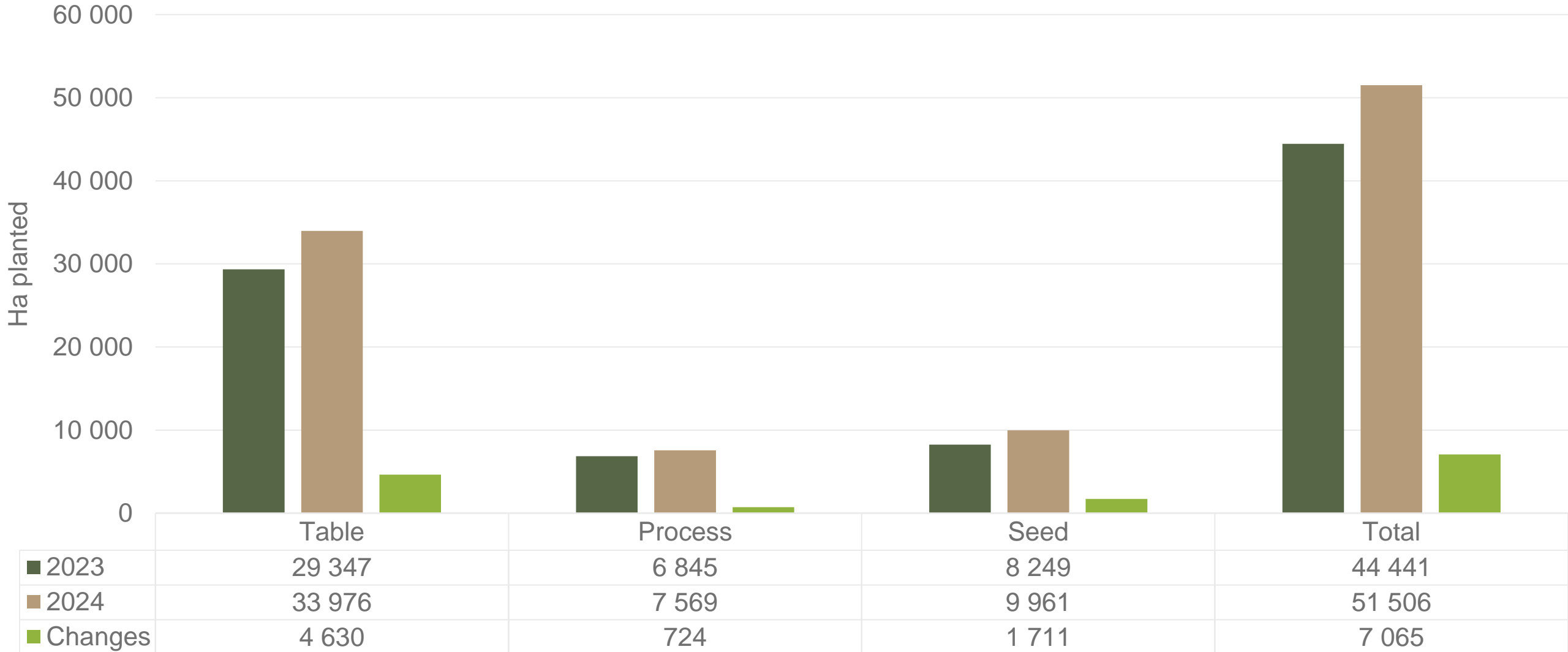
Data disclaimer: Potatoes SA does not take responsibility for the accuracy or interpretation of company data re-purposed by 3rd parties

DBN & CTN markets: Average Prices - Different Sizes (only 10 kg bags)



Mondial as % of total sales DBN 15%, CTN 57%
 Sifra as % of total sales DBN 9%, CTN 19%
 Lanorma as % of total sales DBN 14%, CTN 0%

Hectares planted to date for season 2023 versus 2024



Regions finished: Limpopo early and main, Gauteng late, North west main and late, Eastern Free State main, Western Free State early and late, Southwestern Free State main, Ceres main, Eastern Cape winter and summer, North Eastern Cape main, Northern cape early and main, KwaZulu Natal summer and winter, Marble hall main, Sandveld summer and early winter

Data disclaimer: Potatoes SA does not take responsibility for the accuracy or interpretation of company data re-purposed by 3rd parties

Thank you for your time

Feel free to contact us



Dikgetho@potatoes.co.za

Billy@potatoes.co.za

anje@potatoes.co.za



+27 (0)12 349 1906



6 De Havilland Crescent
Persequor Techno Park
Persequor Park
Pretoria



www.potatoes.co.za



Potatoes
Aartappels SA