



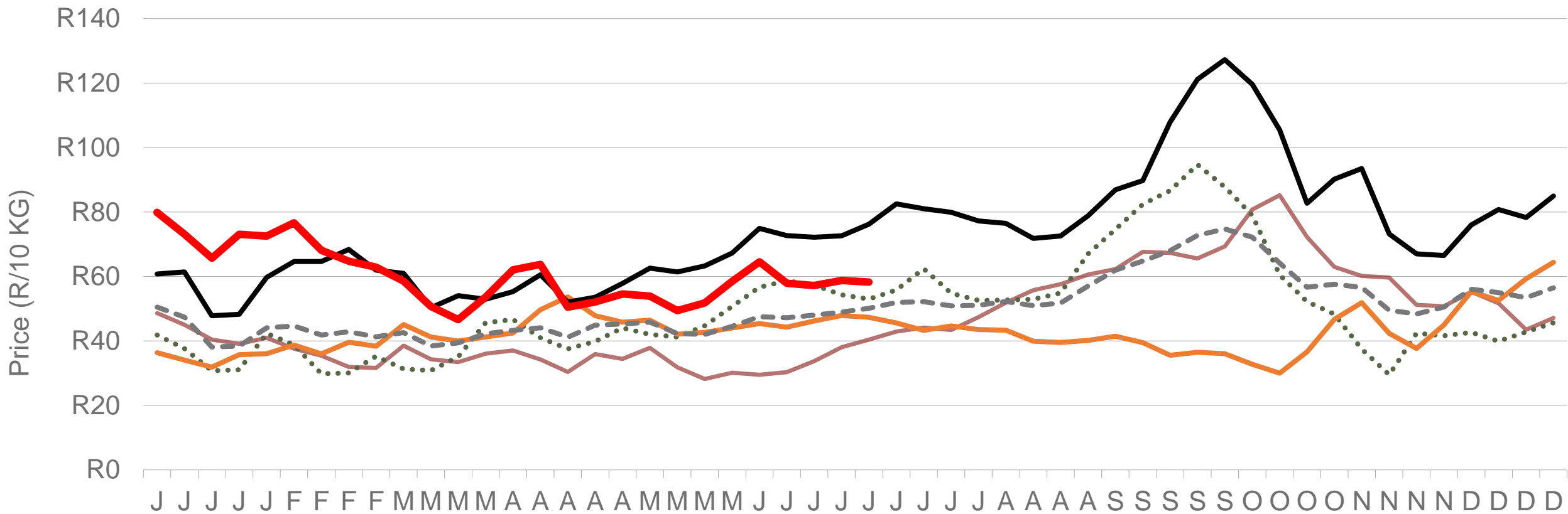
Potatoes  
Aartappels SA

**Weekly Market Information**

**05 July 2024**

[www.potatoes.co.za](http://www.potatoes.co.za)

# Average weekly price – all markets & all classes




— 2020    ..... 2021    — 2022    — 2023    — 2024    - - - 5-Year average



Number of bags sold

**10%**

(Week on Week)



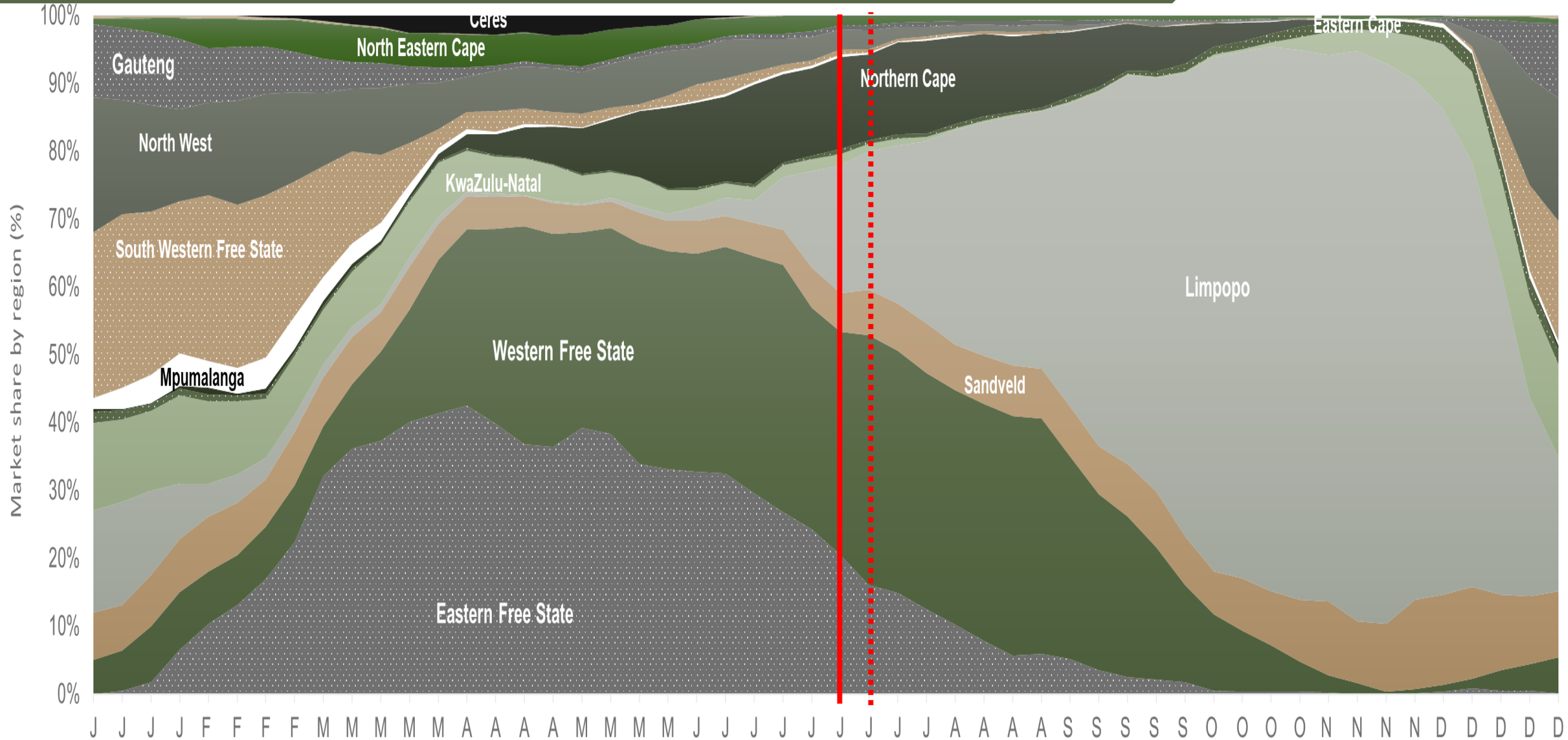
Average weekly price

**1%**

(Week on week)



# Market share of regions on fresh produce markets



Data disclaimer: Potatoes SA does not take responsibility for the accuracy or interpretation of company data re-purposed by 3rd parties

# Cumulative total number of 10 kg bags sold on markets:

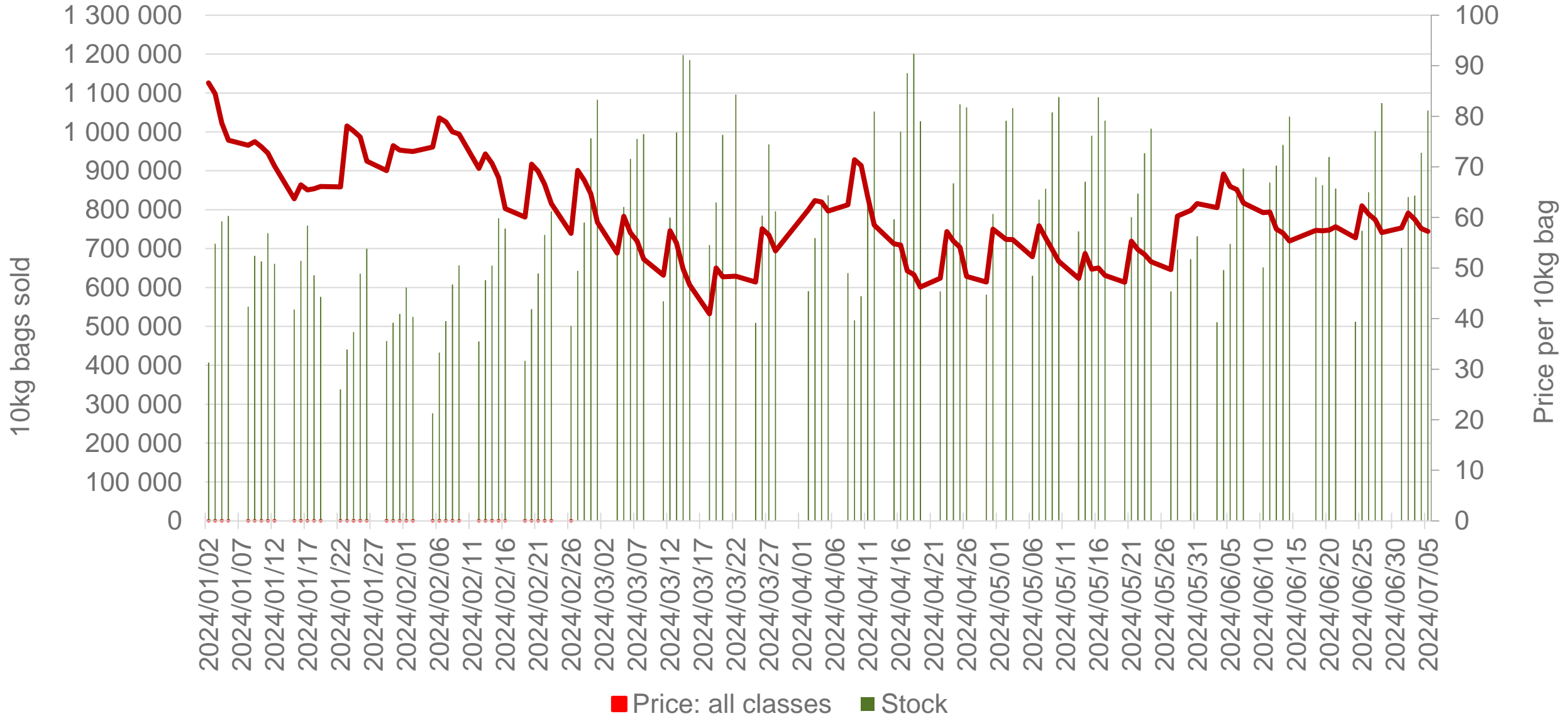


Sold 4 141 255 bags **less** than the **5-year average** (2019 to 2023) of the first 27 weeks of 2024

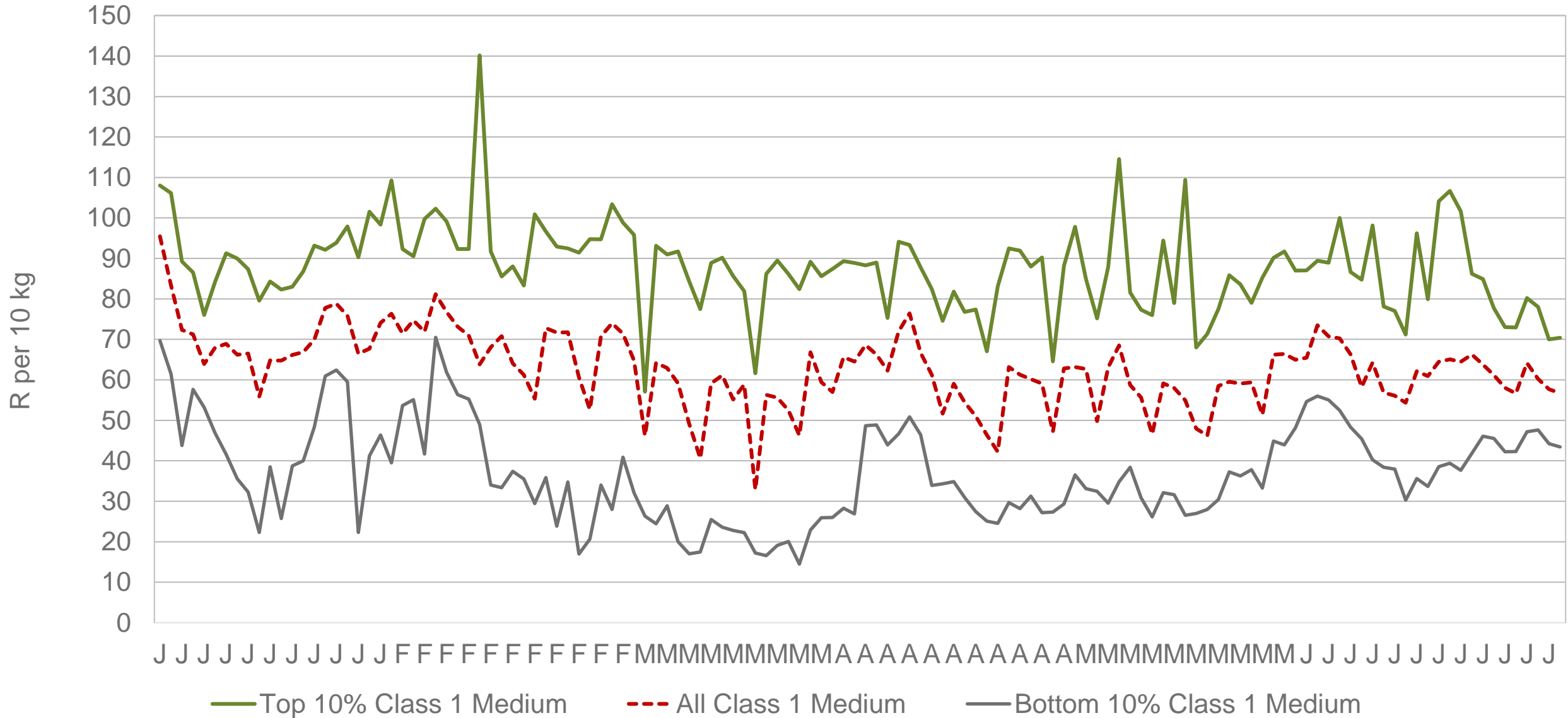
*Data disclaimer: Potatoes SA does not take responsibility for the accuracy or interpretation of company data re-purposed by 3rd parties*



# RSA daily Price versus Daily Available stocks (all classes & all sizes)

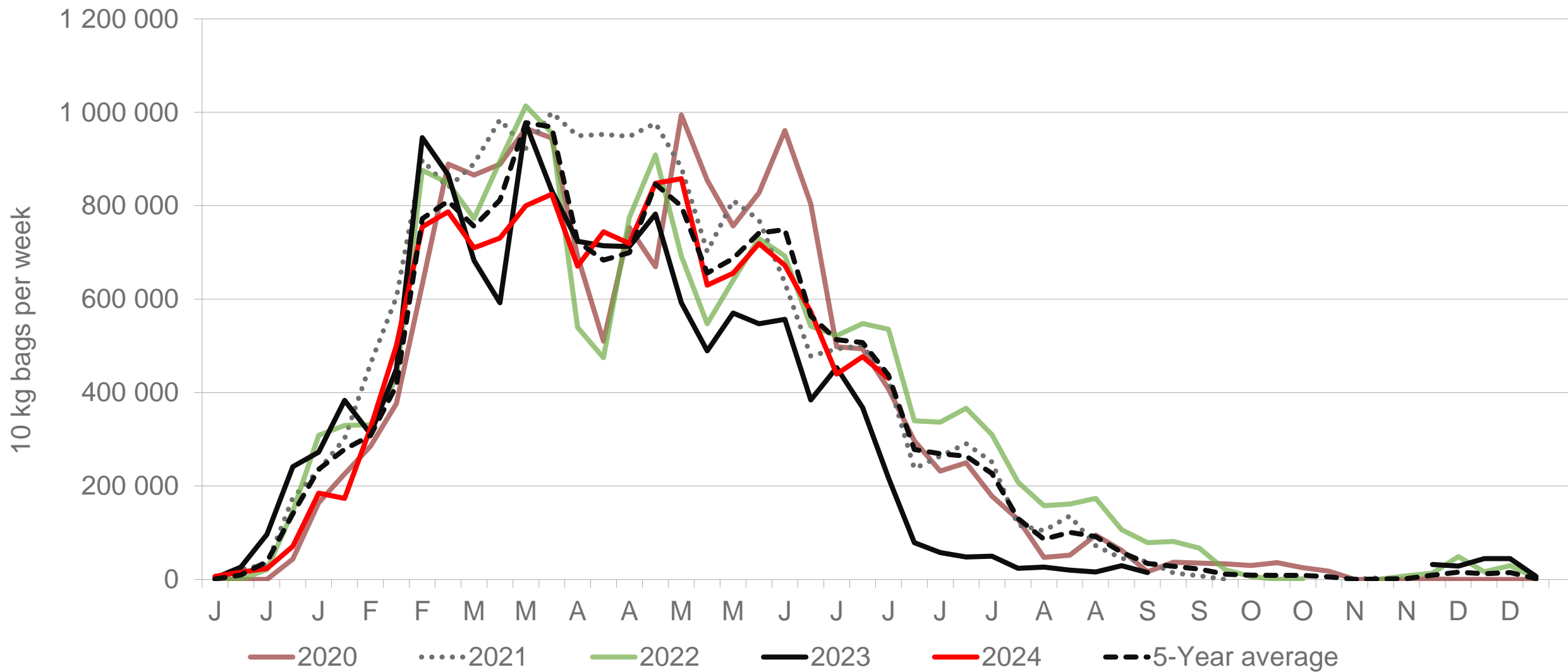


# JHB market daily : Top 10% versus Bottom 10% prices – Class 1 Medium (Since January 2024)



Data disclaimer: Potatoes SA does not take responsibility for the accuracy or interpretation of company data re-purposed by 3rd parties

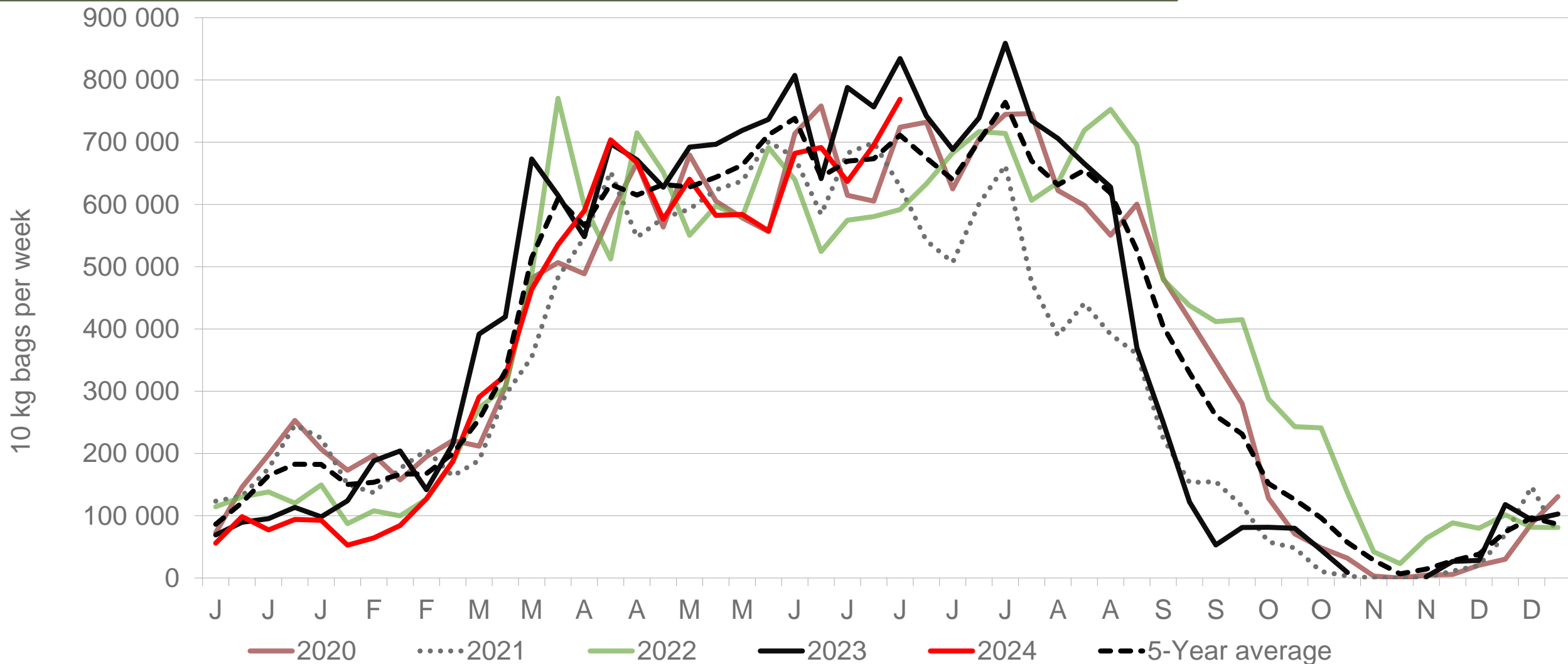
# Eastern Free State: Amount of 10 kg bags per week sold on FPMs (all classes)



Sold 4% bags **more** than the first 27 weeks of 2023 and 787 083 bags **less** than the 5-year average (2019 to 2023) of the first 27 weeks of each year.

*Data disclaimer: Potatoes SA does not take responsibility for the accuracy or interpretation of company data re-purposed by 3rd parties*

# Western Free State : Amount of 10 kg bags per week sold on FPMs (all classes)

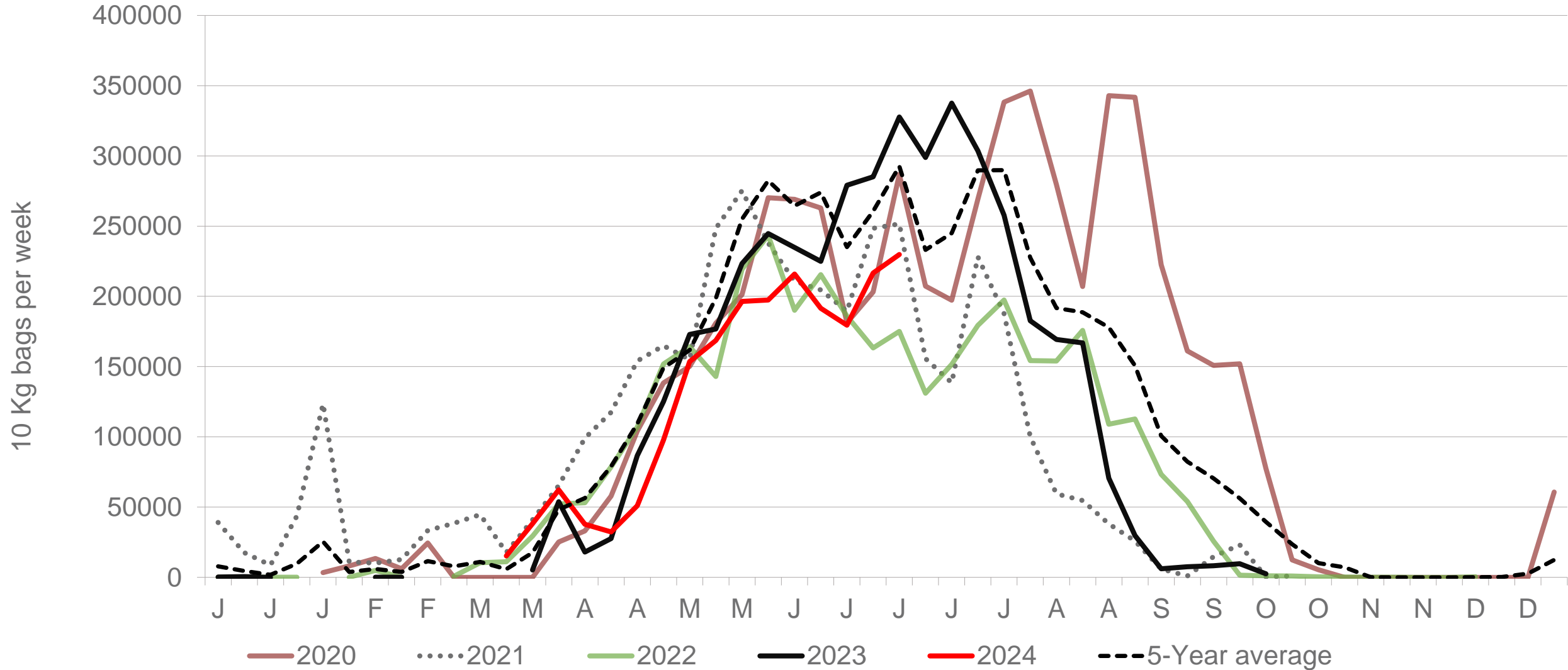


Sold 14% bags **less** than the first 27 weeks of 2023 and 887 048 bags **less** than the 5-year average (2019 to 2023) of the first 27 weeks of each year.

*Data disclaimer: Potatoes SA does not take responsibility for the accuracy or interpretation of company data re-purposed by 3rd parties*



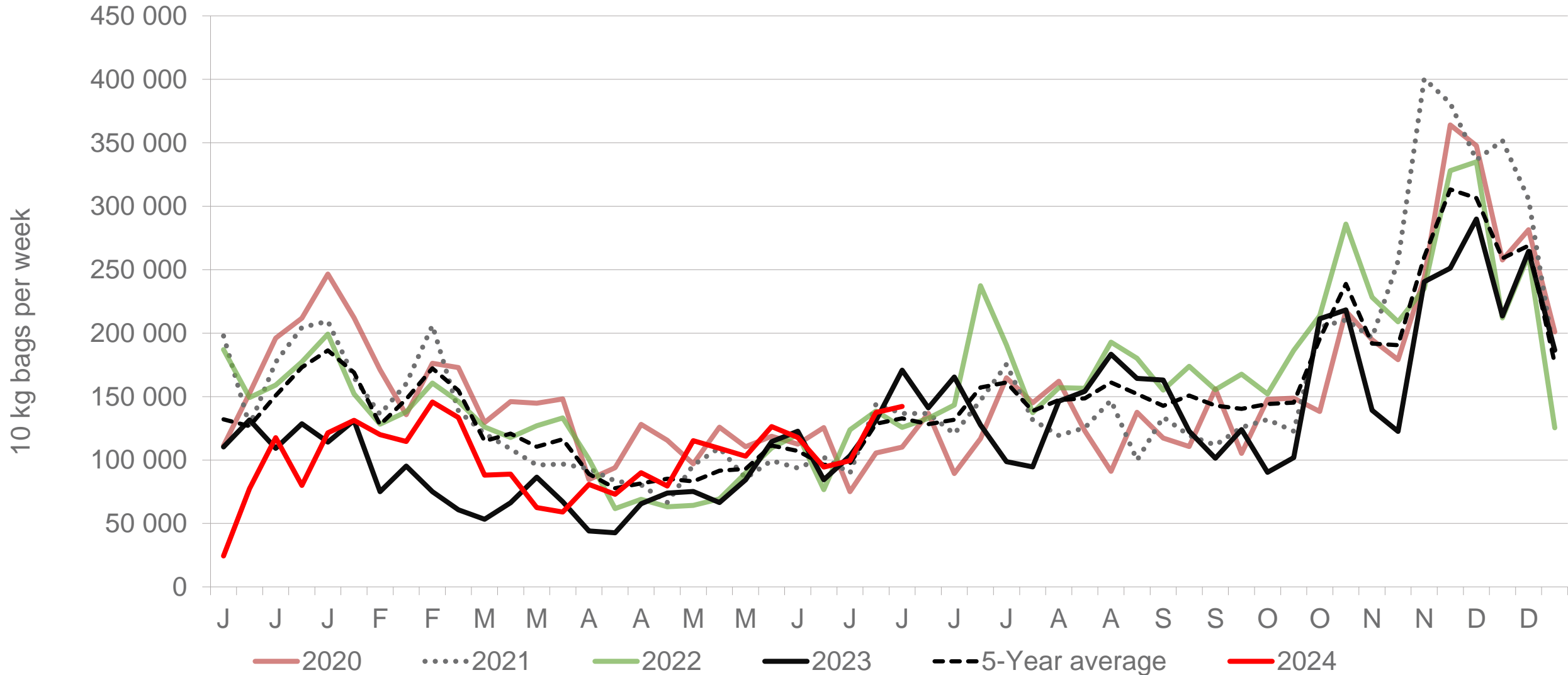
# Northern Cape: Amount of 10 kg bags per week sold on FPMs (all classes)



Sold 16% bags **less** than the first 27 weeks of 2023 and 698 889 bags **less** than the 5-year average (2019 to 2023) of the first 27 weeks of each year.

*Data disclaimer: Potatoes SA does not take responsibility for the accuracy or interpretation of company data re-purposed by 3rd parties*

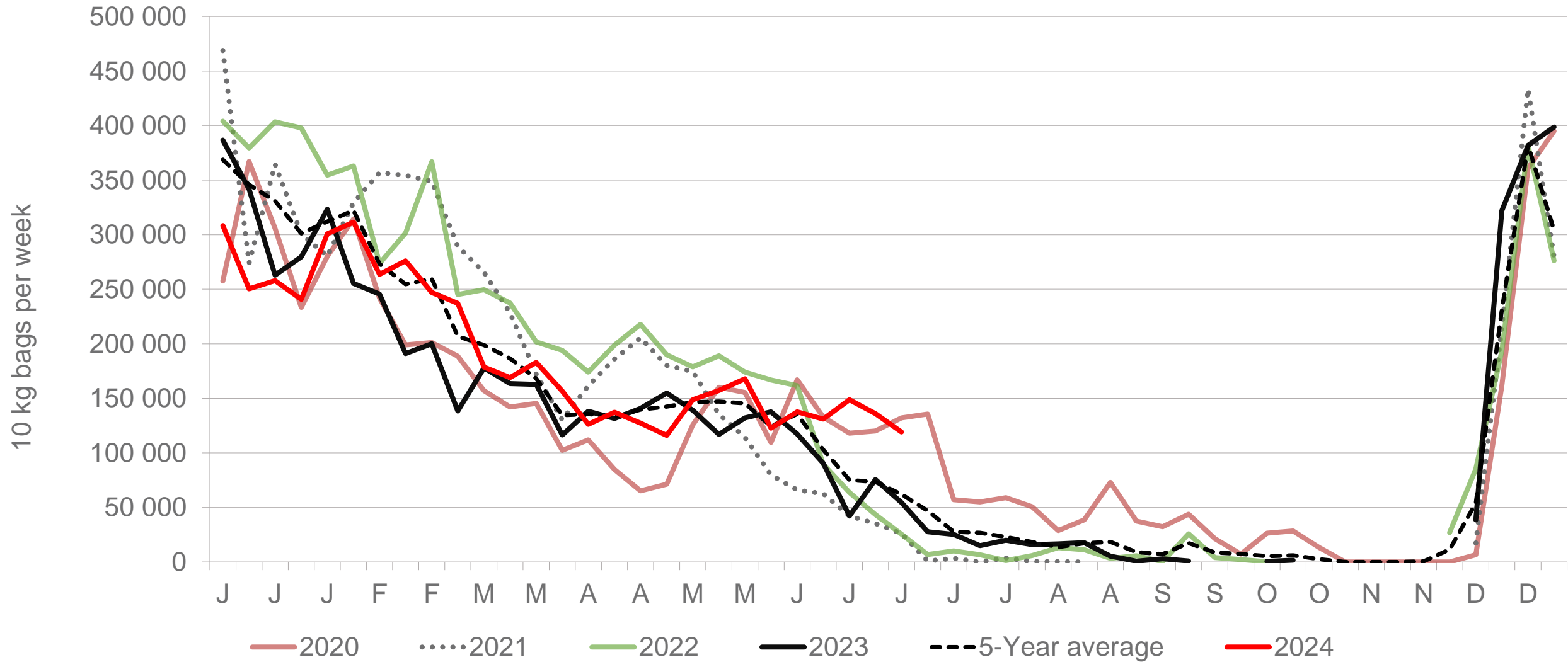
# Sandveld: Amount of 10 kg bags per week sold on FPMs (all classes)



Sold 10% bags **more** than the first 27 weeks of 2023 and 544 854 bags **less** than the 5-year average (2019 to 2023) of the first 27 weeks of each year.

*Data disclaimer: Potatoes SA does not take responsibility for the accuracy or interpretation of company data re-purposed by 3rd parties*

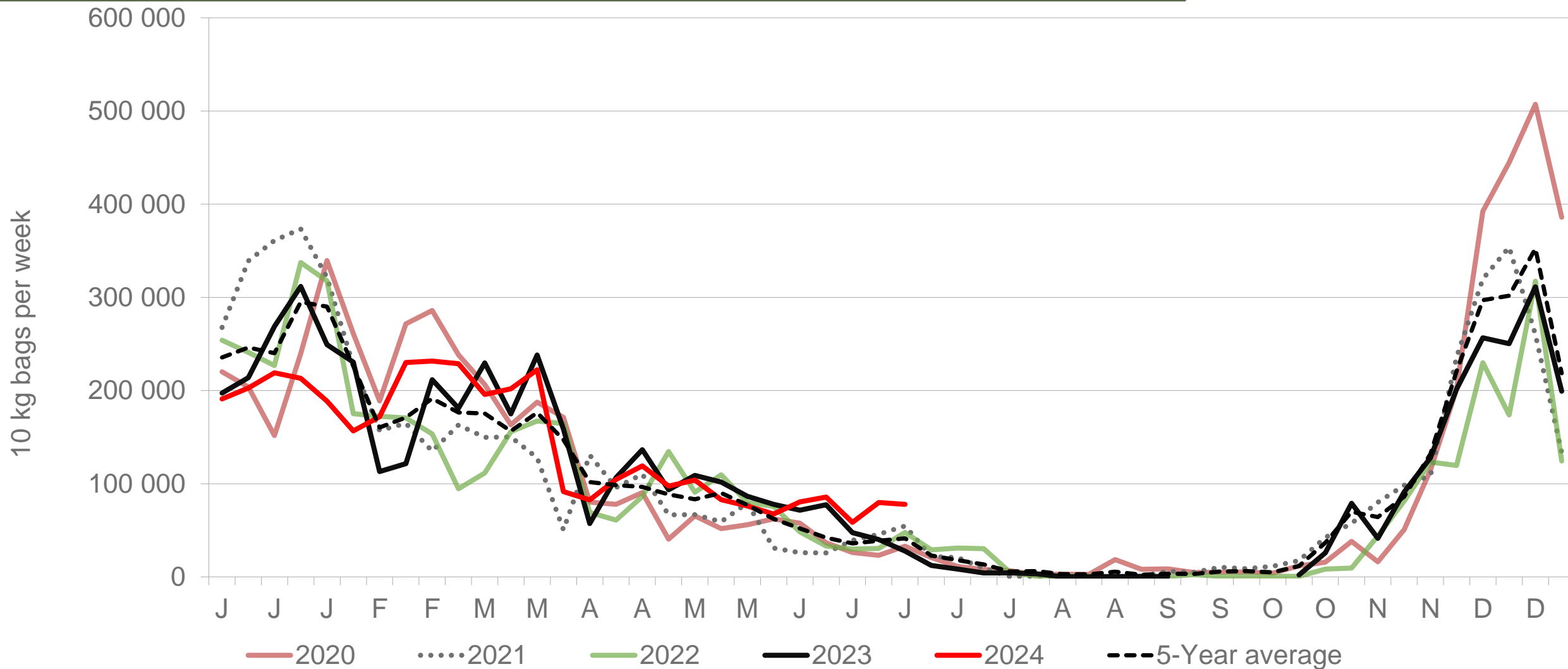
# North-West: Amount of 10 kg bags per week sold on FPMs (all classes)



Sold 9% bags **more** than the first 27 weeks of 2023 and 69 895 bags **less** than the 5-year average (2019 to 2023) of the first 27 weeks of each year.

*Data disclaimer: Potatoes SA does not take responsibility for the accuracy or interpretation of company data re-purposed by 3rd parties*

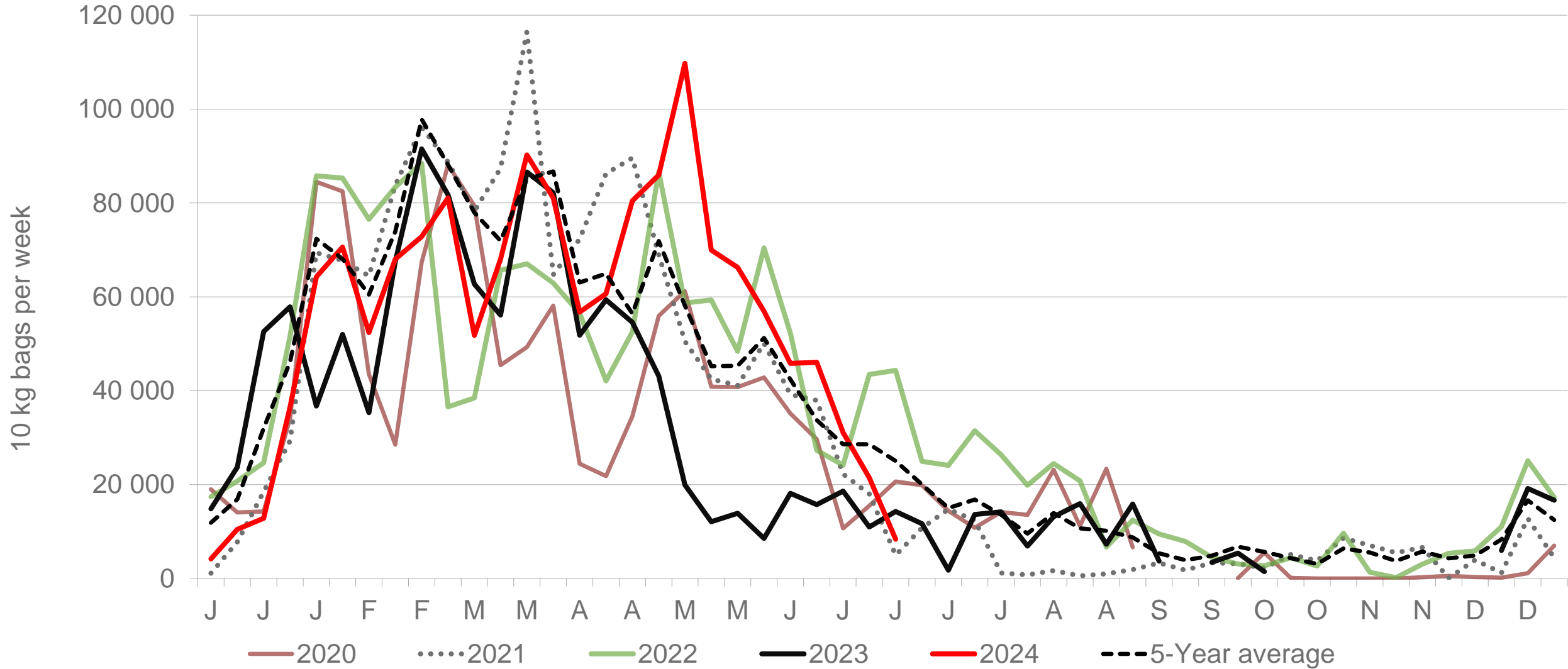
# KwaZulu-Natal: Amount of 10 kg bags per week sold on FPMs (all classes)



Sold 2% bags **less** than the first 27 weeks of 2023 and 66 252 bags **more** than the 5-year average (2019 to 2023) of the first 27 weeks of each year.

*Data disclaimer: Potatoes SA does not take responsibility for the accuracy or interpretation of company data re-purposed by 3rd parties*

# North Eastern Cape: Amount of 10 kg bags per week sold on FPMs (all classes)

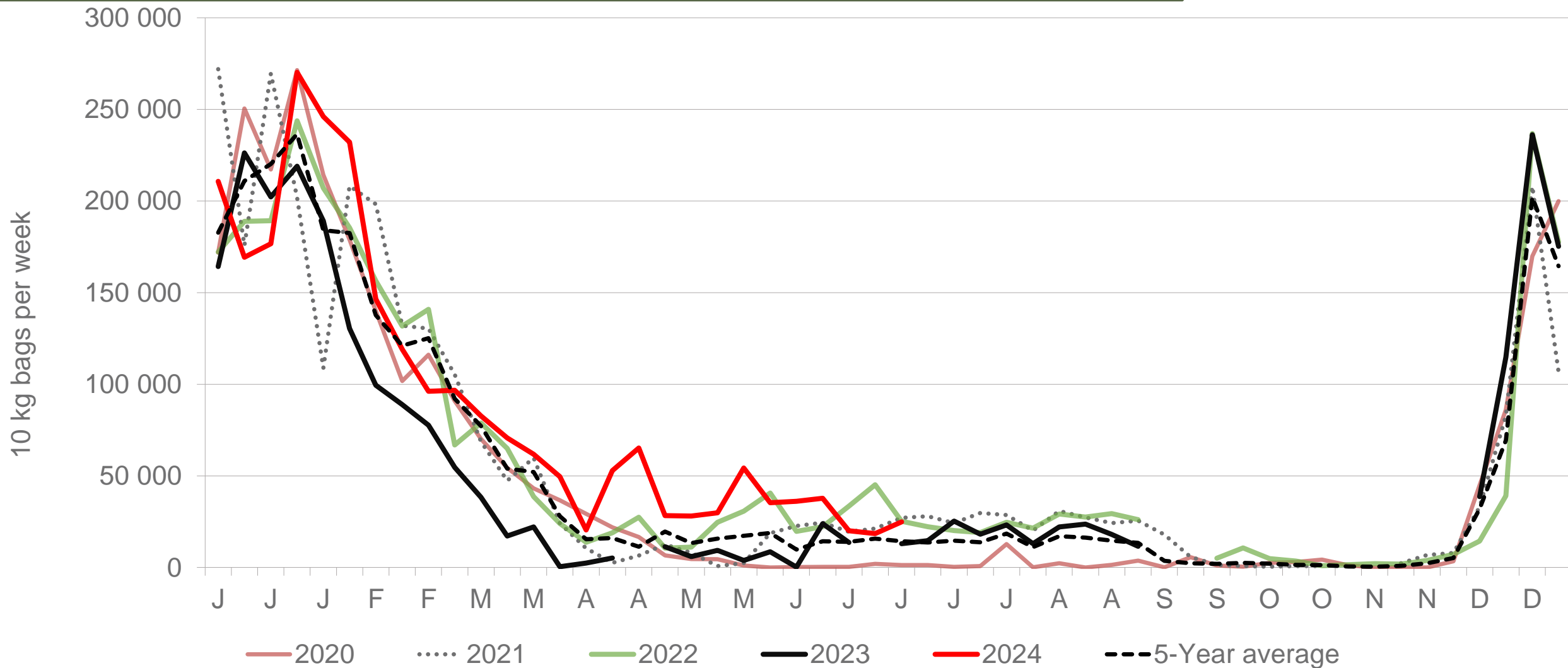


Sold 32% bags **more** than the first 27 weeks of 2023 and 123 bags **less** than the 5-year average (2019 to 2023) of the first 27 weeks of each year.

*Data disclaimer: Potatoes SA does not take responsibility for the accuracy or interpretation of company data re-purposed by 3rd parties*



# Gauteng: Amount of 10 kg bags per week sold on FPMs (all classes)



Sold 52% bags more than the first 27 weeks of 2023 and 379 876 bags more than the 5-year average (2019 to 2023) of the first 27 weeks of each year.

Data disclaimer: Potatoes SA does not take responsibility for the accuracy or interpretation of company data re-purposed by 3rd parties

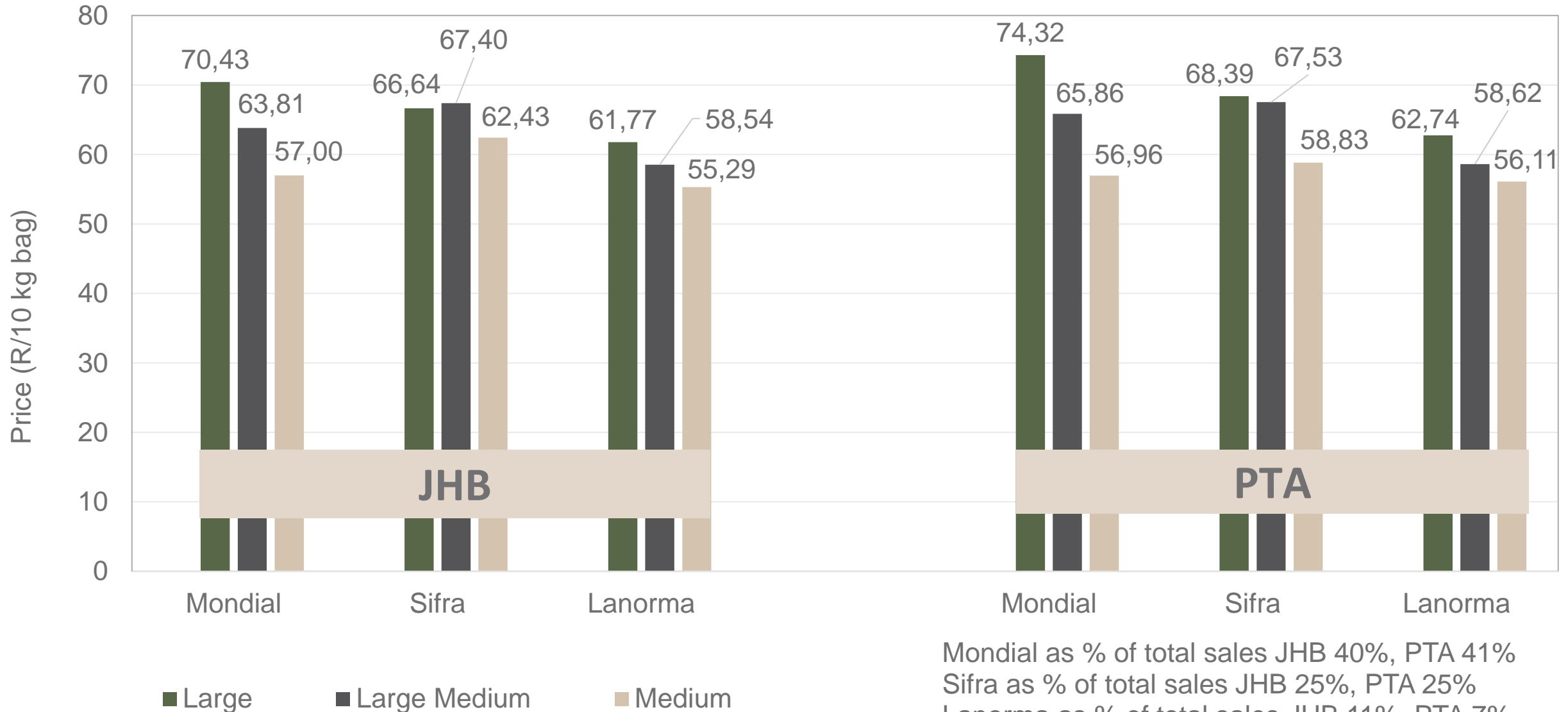
# Average weekly prices and volumes for 10 kg bags of potatoes sold on selected markets from selected production regions



Klas & Grootte	Western Free State				Limpopo				Eastern Free State				Northern Cape				Sandveld		North West				All Regions	
	JOH		PRE		JOH		PRE		JOH		PRE		JOH		PRE		CAP		JOH		PRE		All Markets	
	Volume 10kg	Prices R/10kg	Volume 10kg	Prices R/10kg	Volume 10kg	Prices R/10kg	Volume 10kg	Prices R/10kg	Volume 10kg	Prices R/10kg	Volume 10kg	Prices R/10kg	Volume 10kg	Prices R/10kg	Volume 10kg	Prices R/10kg	Volume 10kg	Prices R/10kg	Volume 10kg	Prices R/10kg	Volume 10kg	Prices R/10kg	Volume 10kg	Prices R/10kg
1L	40 674	67,43	22 161	72,18	69 222	71,50	32 400	74,11	64 112	64,21	18 254	64,47	21 398	61,69	3 900	68,12	16 815	75,70	13 379	69,44	5 380	68,03	425 762	69,98
1L/M	67 404	64,08	31 439	63,87	69 406	65,79	35 989	68,87	37 978	58,56	13 095	57,18	28 399	58,99	6 253	64,08	27 671	75,23	15 233	68,60	9 397	68,92	512 353	65,21
1M	63 239	58,99	27 825	58,49	45 193	61,70	28 907	60,13	33 709	53,75	8 962	48,71	9 742	58,77	5 618	60,91	37 505	71,95	7 669	66,03	4 963	64,68	432 654	61,76
1S	11 098	37,30	3 183	32,53	14 522	41,60	5 659	40,09	9 504	33,38	1 080	28,53	210	36,91	110	25,00	18 101	57,08	1 429	42,92	1 314	40,44	99 524	43,32
1S/M	27 220	46,90	8 649	43,01	12 348	52,67	8 613	49,63	9 811	43,97	2 080	32,64	636	51,29	283	47,77	3 336	59,17	4 246	57,03	4 114	52,27	147 204	50,66
1XL	804	68,44	-	-	-	-	-	-	198	67,17	-	-	3 343	62,61	-	-	-	-	-	-	-	-	4 685	64,33
1XS	5 542	24,91	-	-	8 270	33,54	-	-	2 926	24,41	-	-	139	15,07	-	-	-	-	2 636	48,86	-	-	19 897	31,39
1XXS	-	-	-	-	-	-	-	-	-	-	-	-	-	-	-	-	-	-	-	-	-	-	-	-
2L	16 114	54,85	12 778	59,67	11 693	58,16	6 843	62,74	17 467	56,38	14 765	57,73	3 950	54,19	2 033	55,56	3 736	69,10	117	57,90	166	59,18	138 048	59,04
2L/M	15 641	52,62	11 481	56,99	7 984	53,52	5 318	58,53	5 379	52,14	4 075	53,56	2 404	54,58	2 438	55,19	8 147	65,79	5 405	51,35	3 743	53,53	134 668	55,80
2M	14 014	43,47	8 178	49,01	5 426	49,24	3 745	51,98	5 391	42,59	6 162	44,87	2 390	49,97	1 539	52,81	12 565	65,84	-	-	648	45,69	108 000	49,46
2S	1 228	31,65	2 451	26,81	932	24,82	896	35,04	468	25,19	2 381	27,99	-	-	-	-	1 940	41,44	-	-	-	-	18 117	33,45
2S/M	7 445	37,45	1 881	43,77	630	38,86	839	40,02	980	32,70	1 868	38,75	110	45,00	330	35,00	27	56,19	-	-	96	40,00	30 220	42,14
2XL	330	60,00	-	-	-	-	-	-	1 426	59,44	-	-	-	-	-	-	-	-	-	-	-	-	2 856	53,23
2XS	515	17,32	-	-	23	30,00	-	-	-	-	-	-	-	-	-	-	-	-	-	-	-	-	1 798	19,72
2XXS	-	-	-	-	-	-	-	-	-	-	-	-	-	-	-	-	-	-	-	-	-	-	-	-
3L	5 262	42,89	3 982	51,45	1 125	35,74	1 322	47,28	6 655	45,28	6 939	47,94	5 014	45,92	1 604	45,90	431	58,79	-	-	-	-	63 378	47,36
3L/M	3 740	45,60	1 997	47,48	1 628	40,24	1 360	52,12	4 075	38,65	4 578	39,62	5 240	40,91	1 183	42,14	-	-	-	-	550	44,00	49 295	44,08
3M	12 253	34,12	5 551	36,08	1 958	44,58	1 673	44,58	5 002	37,35	5 681	39,21	3 993	33,91	1 266	37,06	856	37,04	-	-	326	38,37	75 644	38,02
3S/M	-	-	478	32,08	220	30,00	678	37,93	1 136	24,71	439	32,84	1 465	34,09	626	26,44	-	-	-	-	572	24,52	14 338	27,67
3XS	-	-	-	-	-	-	-	-	-	-	-	-	-	-	-	-	-	-	-	-	-	-	381	12,57
3XXS	-	-	-	-	-	-	-	-	-	-	-	-	-	-	-	-	-	-	-	-	-	-	-	-
4L	-	-	-	-	-	-	60	60,00	-	-	3 557	34,23	-	-	-	-	-	-	-	-	-	-	6 108	34,98
4L/M	-	-	-	-	-	-	325	40,00	-	-	33	30,00	-	-	-	-	-	-	-	-	-	-	3 943	43,58
4M	-	-	1 438	34,86	-	-	-	-	-	-	346	22,56	-	-	110	35,00	-	-	-	-	-	-	10 047	20,45
4S	-	-	-	-	-	-	-	-	-	-	-	-	-	-	-	-	-	-	-	-	-	-	-	-
4S/M	-	-	-	-	-	-	-	-	-	-	524	21,67	-	-	-	-	-	-	-	-	-	-	524	21,67
Total	292 523	55,22	145 505	56,82	250 580	61,69	136 978	62,81	206 820	54,70	95 039	50,96	89 232	55,58	27 293	57,01	140 857	66,82	50 114	63,79	32 539	60,26	2 331 811	58,27

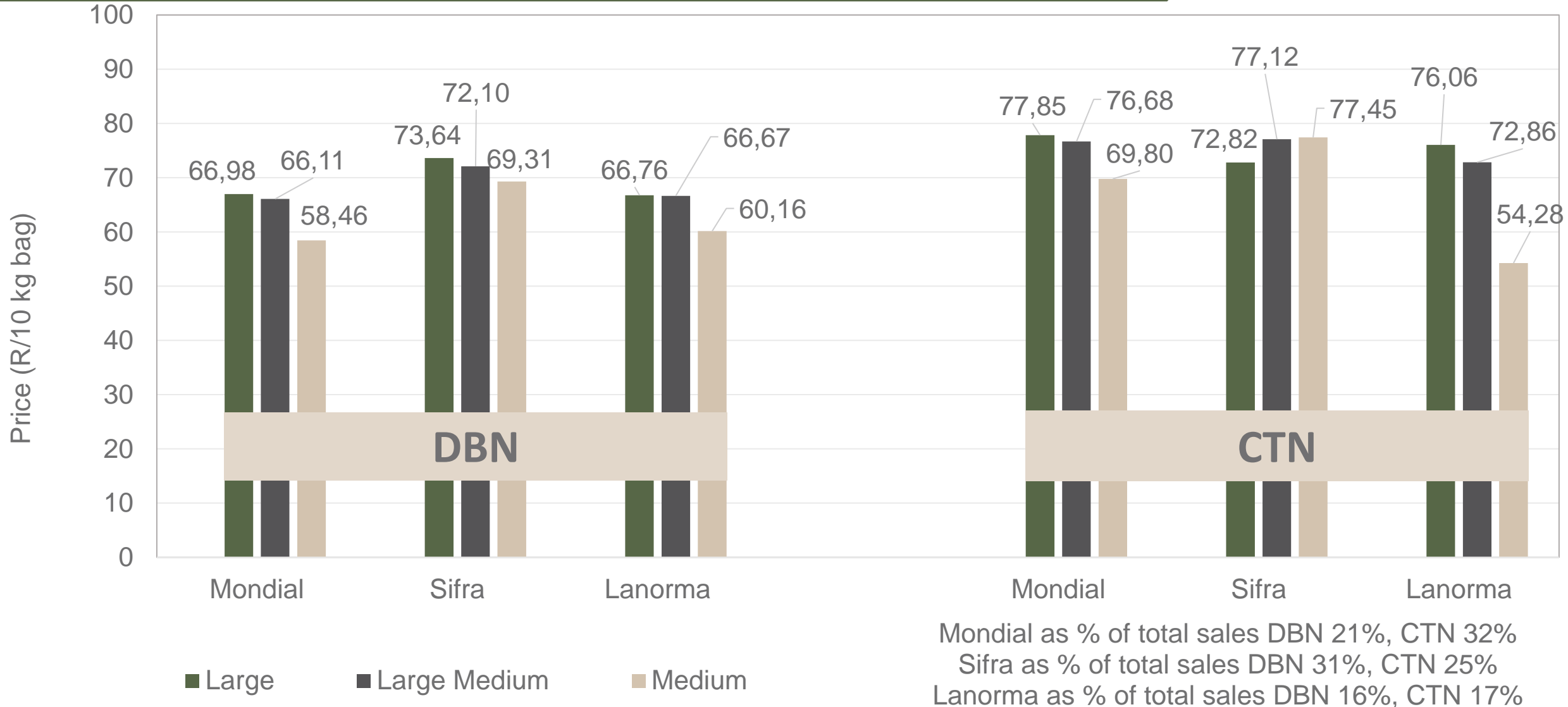
Data disclaimer: Potatoes SA does not take responsibility for the accuracy or interpretation of company data re-purposed by 3rd parties

# PTA & JHB markets: Average Prices - Different Sizes (only 10 kg bags)

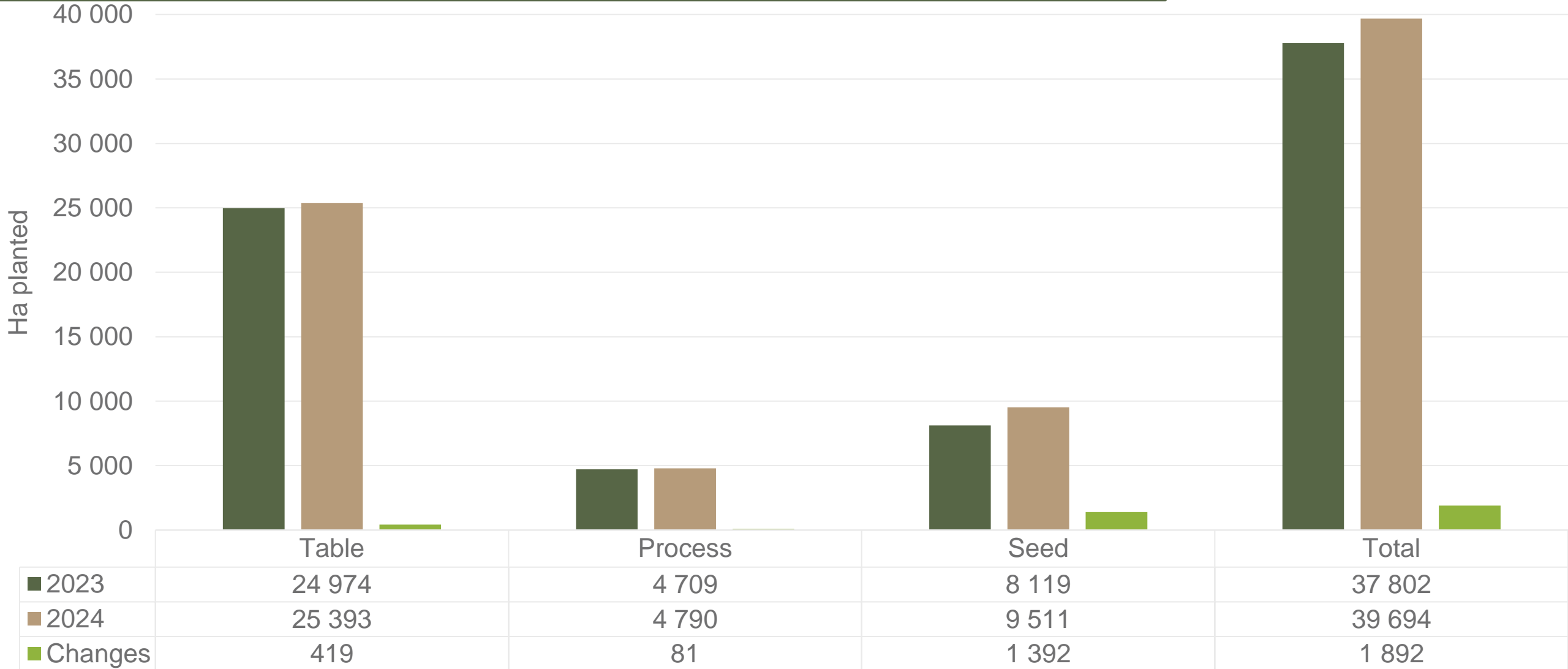


Mondial as % of total sales JHB 40%, PTA 41%  
 Sifra as % of total sales JHB 25%, PTA 25%  
 Lanorma as % of total sales JHB 11%, PTA 7%

# DBN & CTN markets: Average Prices - Different Sizes (only 10 kg bags)



# Hectares planted to date for season 2023 versus 2024




*Regions finished: Limpopo early, Gauteng late, North west main and late, Eastern Free State main, Western Free State early and late, Southwestern Free State main, Ceres main, Eastern Cape winter and summer, North Eastern Cape main, Northern cape early and main, KwaZulu Natal summer and winter, Sandveld summer and winter*


**Data disclaimer: Potatoes SA does not take responsibility for the accuracy or interpretation of company data re-purposed by 3rd parties**





# Thank you for your time

Feel free to contact us

 [Dikgetho@potatoes.co.za](mailto:Dikgetho@potatoes.co.za)  
[Billy@potatoes.co.za](mailto:Billy@potatoes.co.za)

 +27 (0)12 349 1906

 6 De Havilland Crescent  
Persequor Techno Park  
Persequor Park  
Pretoria

 [www.potatoes.co.za](http://www.potatoes.co.za)



Potatoes  
Aartappels SA