



Weekly Market Information

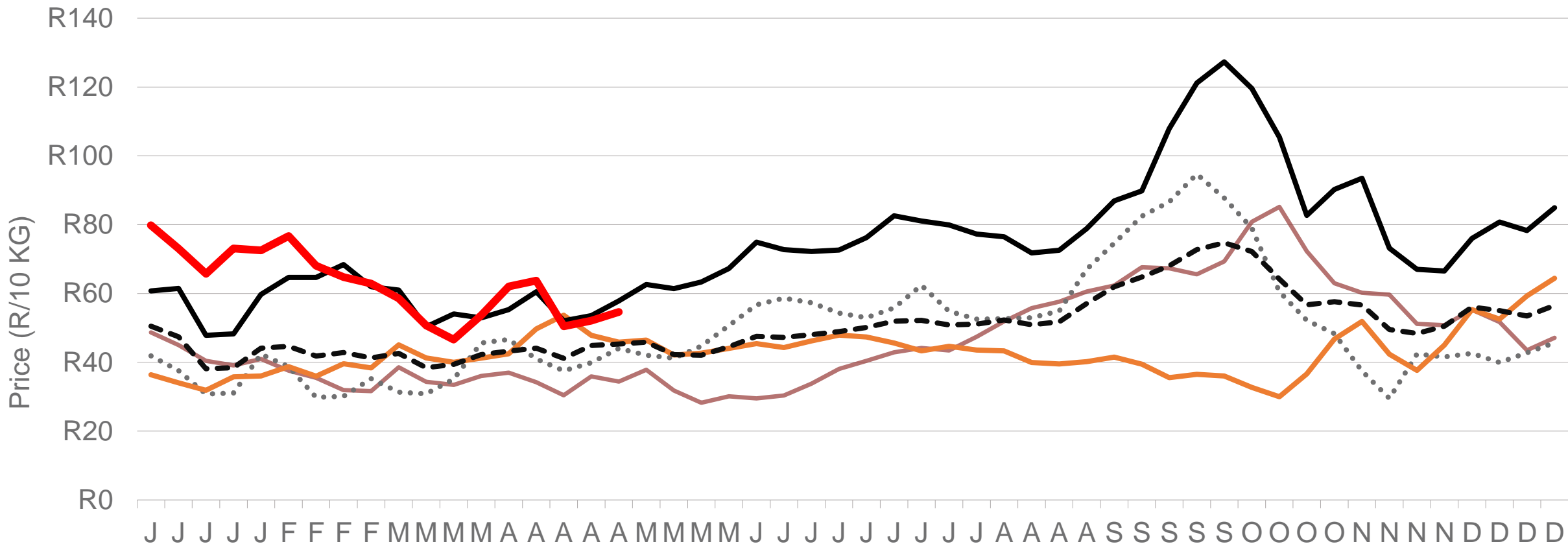
03 May 2024



Potatoes
Aartappels SA

www.potatoes.co.za

Average weekly price – all markets & all classes




— 2020 2021 — 2022 — 2023 — 2024 - - - 5-Year average



Number of bags sold

0%

(Week on Week)



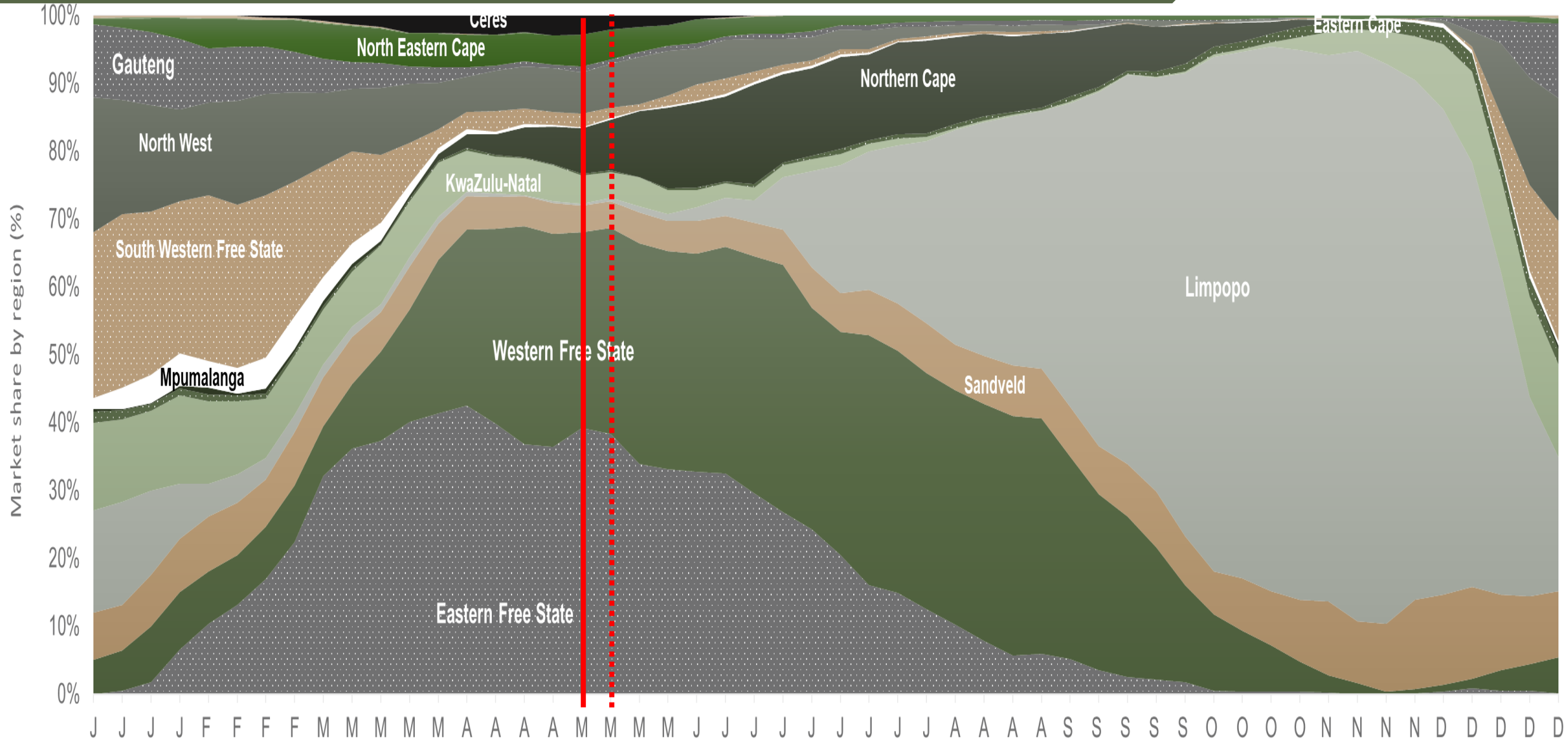
Average weekly price

5%

(Week on week)

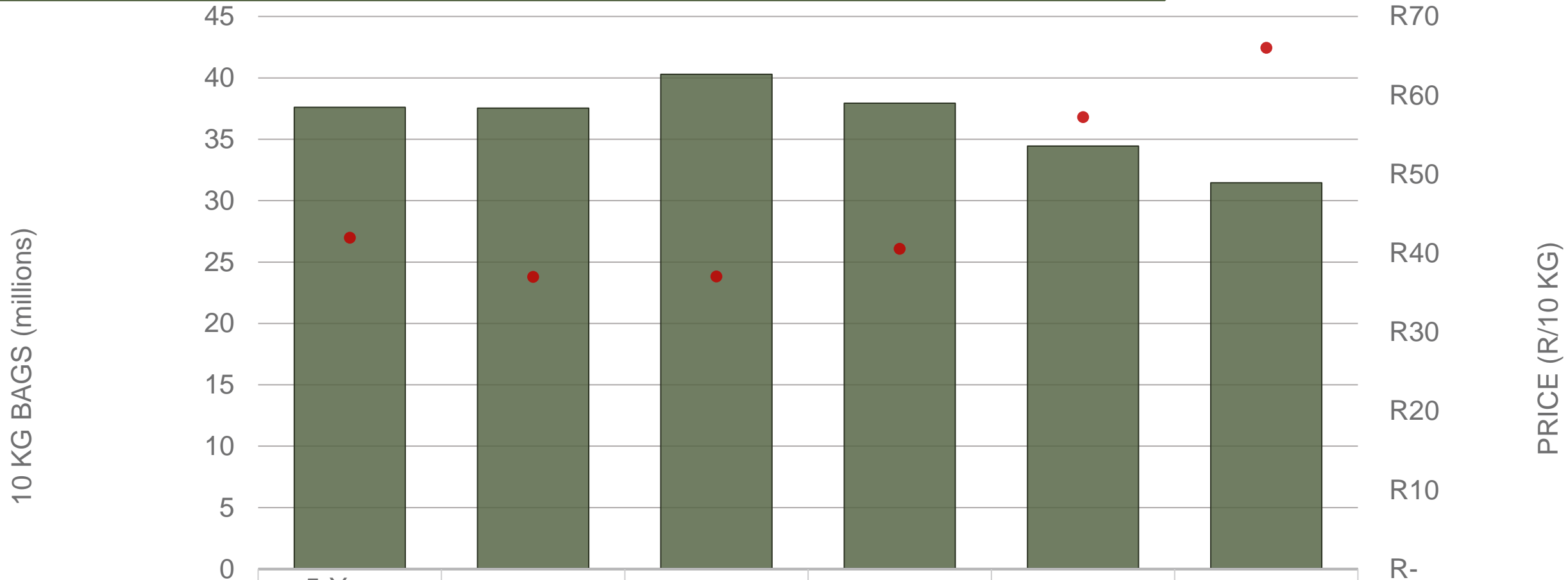


Market share of regions on fresh produce markets



Data disclaimer: Potatoes SA does not take responsibility for the accuracy or interpretation of company data re-purposed by 3rd parties

Cumulative total number of 10 kg bags sold on markets:

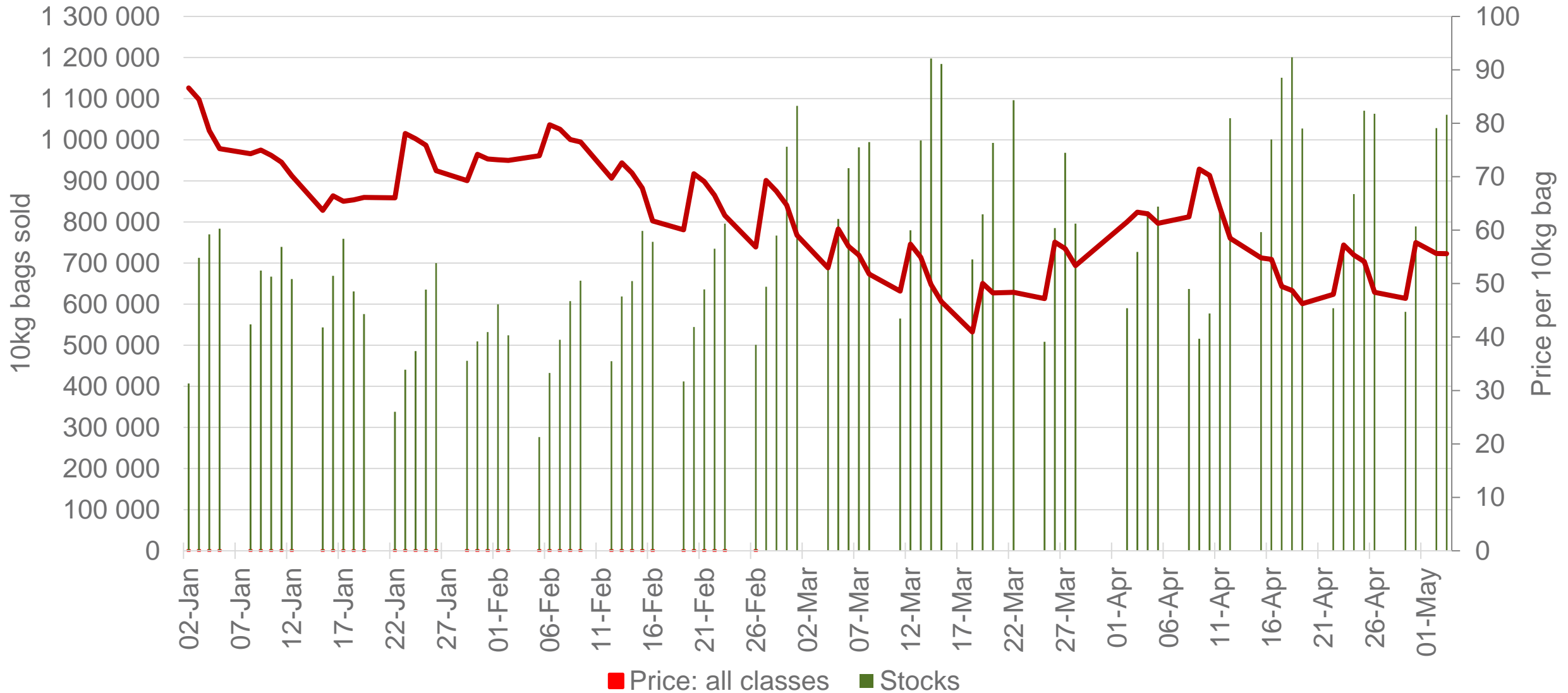


■ Number of bags sold	37 604 106	37 538 783	40 293 266	37 942 133	34 452 939	31 456 753
● Average price	R 41.98	R 37.00	R 37.06	R 40.57	R 57.24	R 66.04

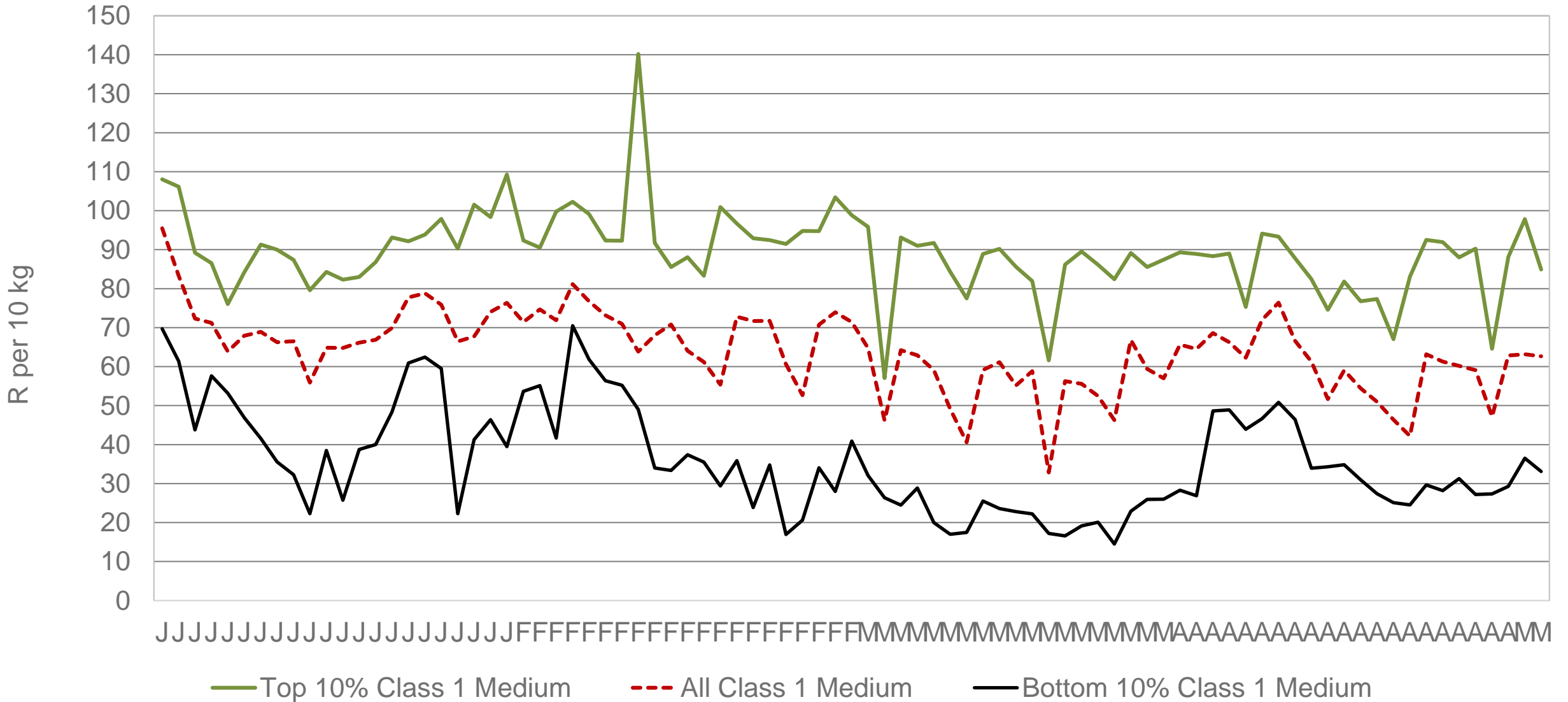
Sold 3 956 866 bags **less** than the **5-year average** (2019 to 2023) of the first 18 weeks of 2024

Data disclaimer: Potatoes SA does not take responsibility for the accuracy or interpretation of company data re-purposed by 3rd parties

RSA daily Price versus Daily Available stocks (all classes & all sizes)

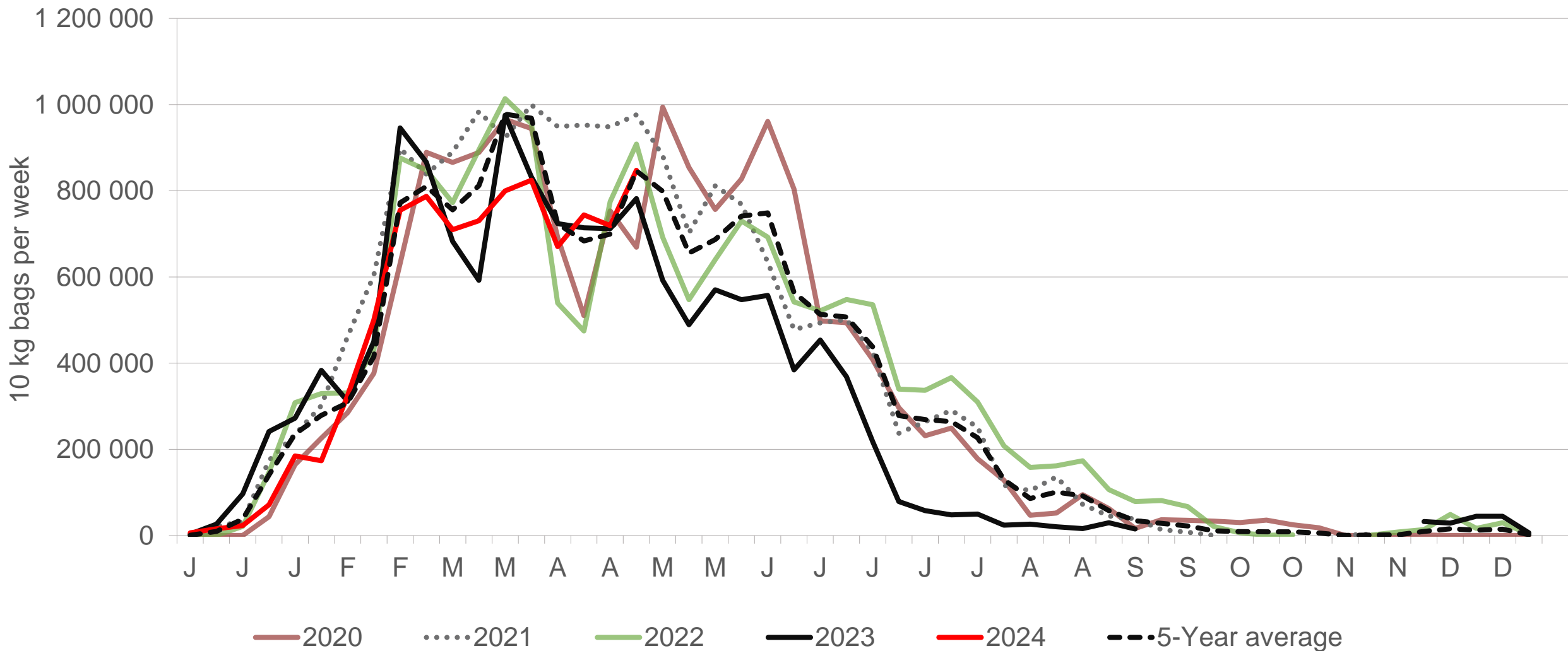


JHB market daily : Top 10% versus Bottom 10% prices – Class 1 Medium (Since January 2024)



Data disclaimer: Potatoes SA does not take responsibility for the accuracy or interpretation of company data re-purposed by 3rd parties

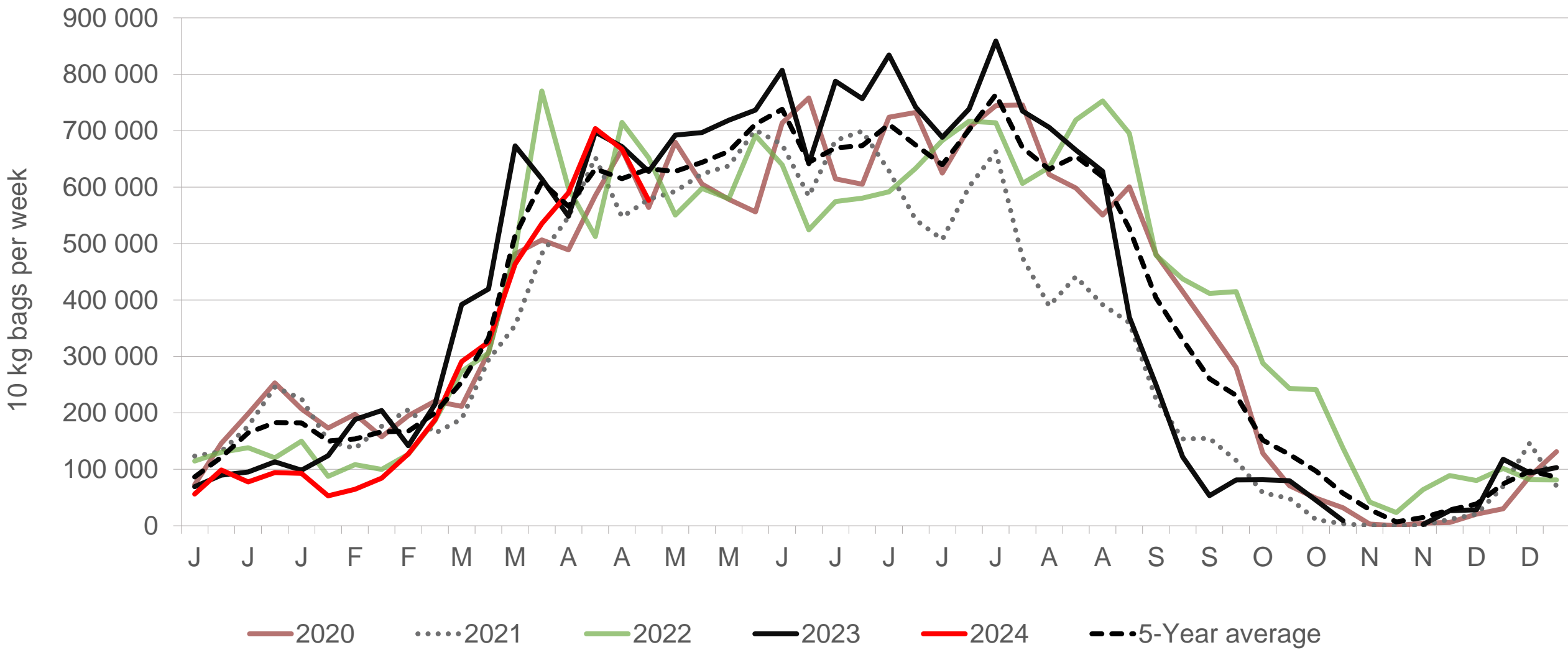
Eastern Free State: Amount of 10 kg bags per week sold on FPMs (all classes)



Sold 8% bags **less** than the first 18 weeks of 2023 and 586 930 bags **less** than the 5-year average (2019 to 2023) of the first 18 weeks of each year.

Data disclaimer: Potatoes SA does not take responsibility for the accuracy or interpretation of company data re-purposed by 3rd parties

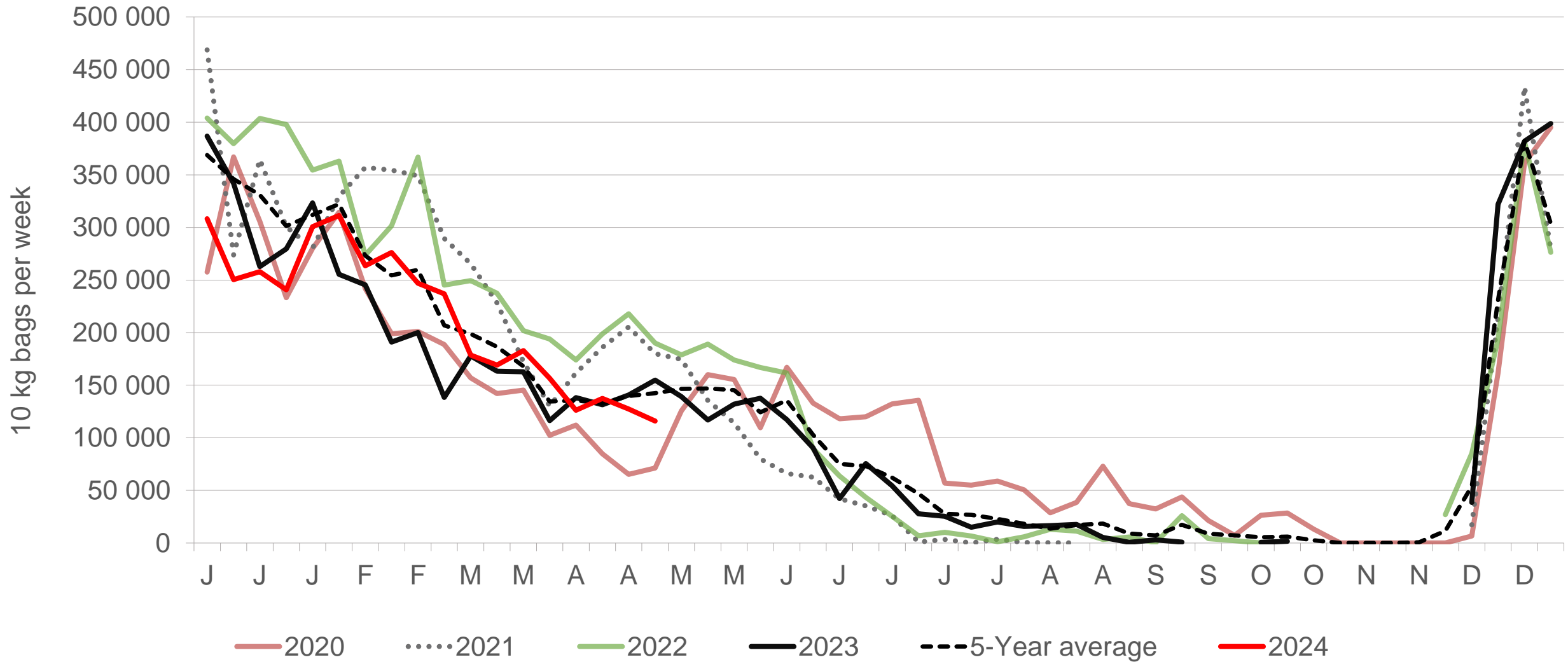
Western Free State : Amount of 10 kg bags per week sold on FPMs (all classes)



Sold 15% bags less than the first 18 weeks of 2023 and 643 446 bags less than the 5-year average (2019 to 2023) of the first 18 weeks of each year

Data disclaimer: Potatoes SA does not take responsibility for the accuracy or interpretation of company data re-purposed by 3rd parties

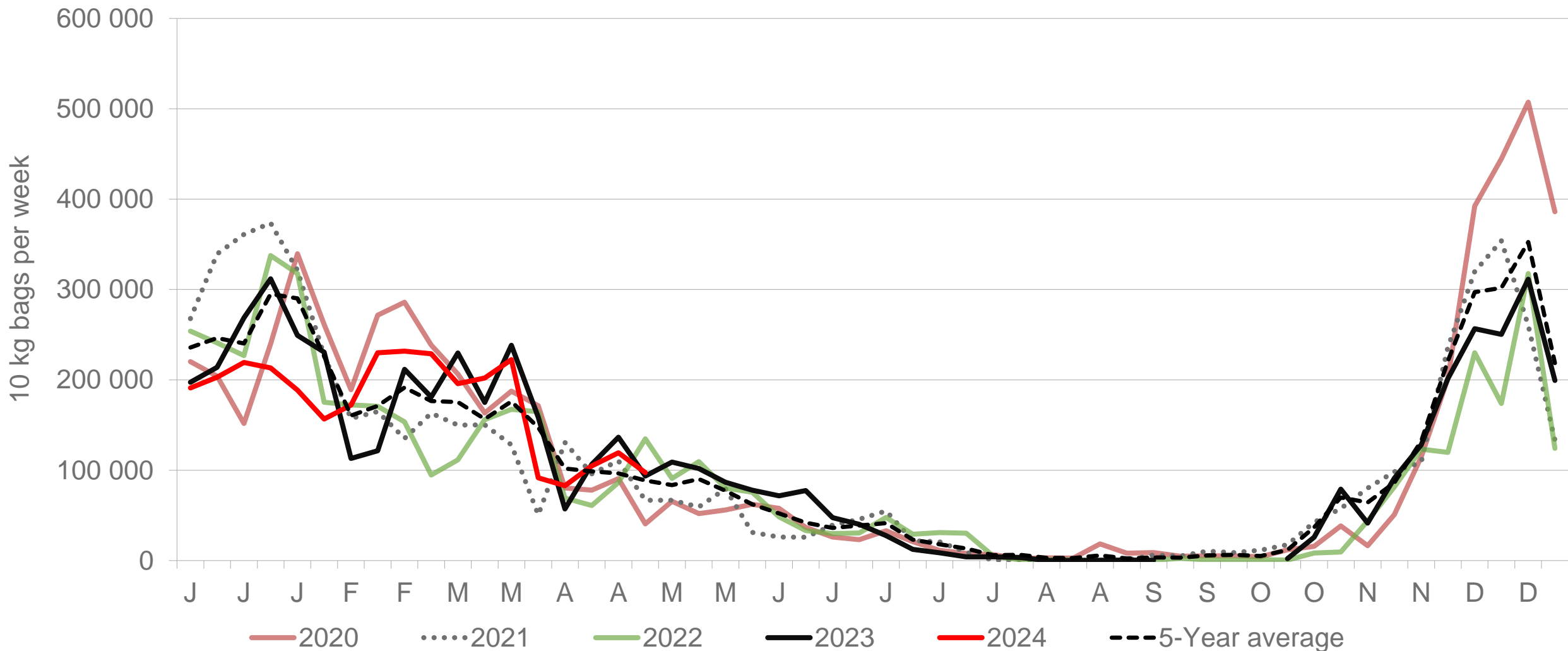
North-West: Amount of 10 kg bags per week sold on FPMs (all classes)



Sold 2% bags **more** than the first 18 weeks of 2023 and 326 531 bags **less** than the 5-year average (2019 to 2023) of the first 18 weeks of each year

Data disclaimer: Potatoes SA does not take responsibility for the accuracy or interpretation of company data re-purposed by 3rd parties

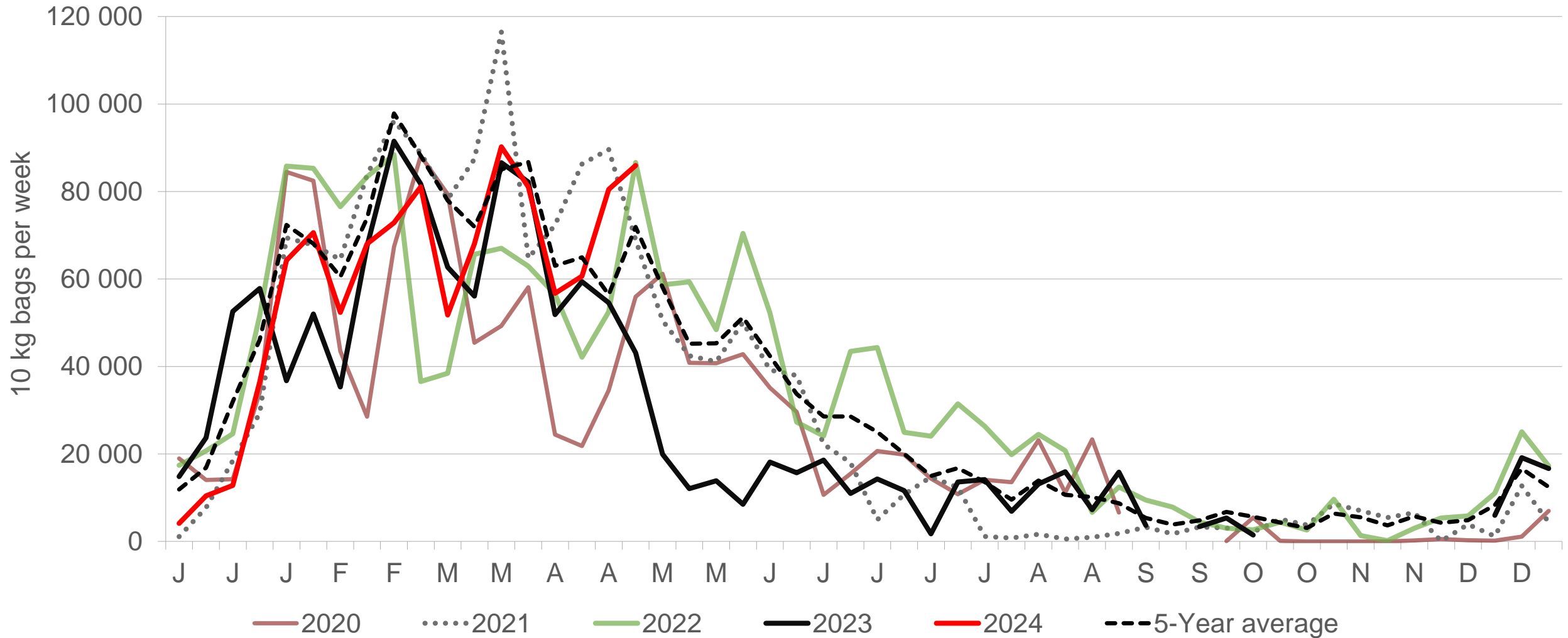
KwaZulu-Natal: Amount of 10 kg bags per week sold on FPMs (all classes)



Sold 4% bags less than the first 18 weeks of 2023 and 123 643 bags less than the 5-year average (2019 to 2023) of the first 18 weeks of each year

Data disclaimer: Potatoes SA does not take responsibility for the accuracy or interpretation of company data re-purposed by 3rd parties

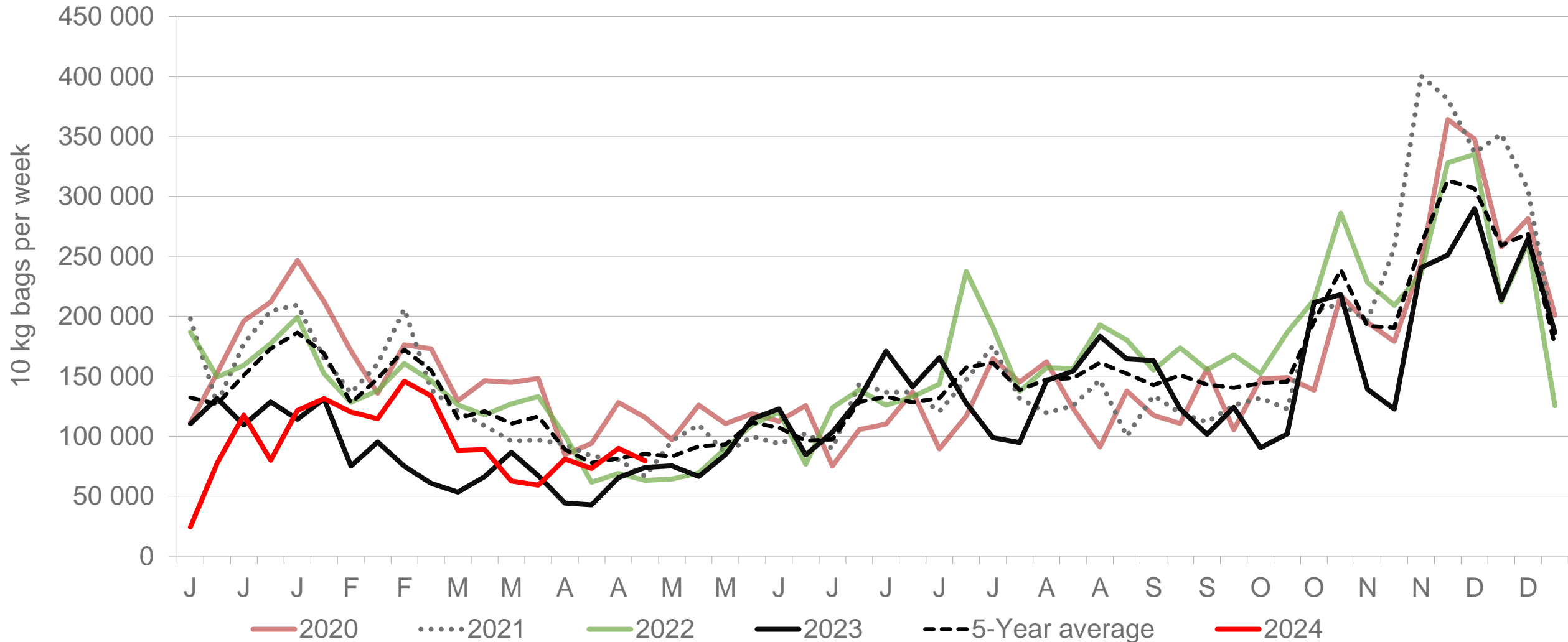
North Eastern Cape: Amount of 10 kg bags per week sold on FPMs (all classes)



Sold 4% bags **more** than the first 18 weeks of 2023 and 97 606 bags **less** than the 5-year average (2019 to 2023) of the first 18 weeks of each year

Data disclaimer: Potatoes SA does not take responsibility for the accuracy or interpretation of company data re-purposed by 3rd parties

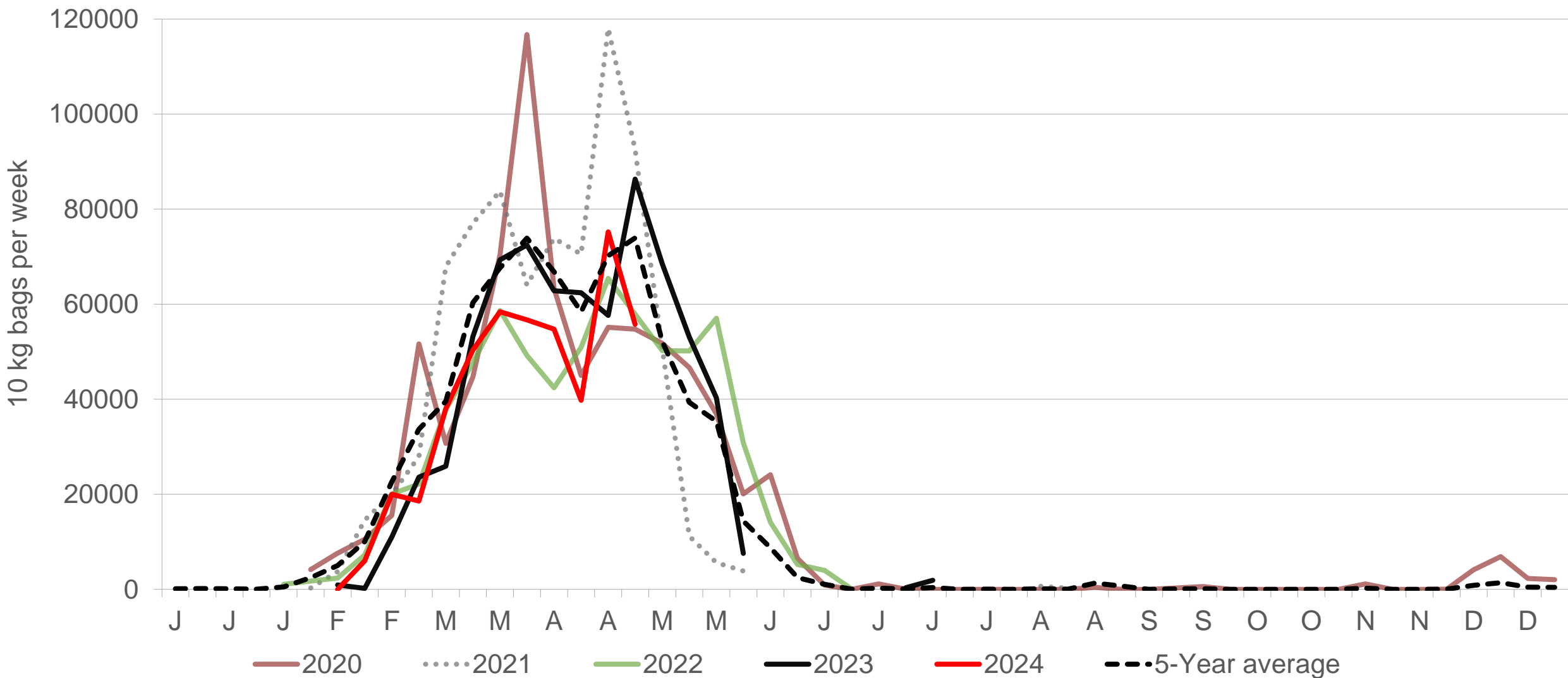
Sandveld: Amount of 10 kg bags per week sold on FPMs (all classes)



Sold 25% bags **more** than the first 18 weeks of 2023 and 404 233 bags **less** than the 5-year average (2019 to 2023) of the first 18 weeks of each year

Data disclaimer: Potatoes SA does not take responsibility for the accuracy or interpretation of company data re-purposed by 3rd parties

Ceres: Amount of 10 kg bags per week sold on FPMs (all classes)



Sold 10% bags less than the first 18 weeks of 2023 and 111 992 bags less than the 5-year average (2019 to 2023) of the first 18 weeks of each year

Data disclaimer: Potatoes SA does not take responsibility for the accuracy or interpretation of company data re-purposed by 3rd parties

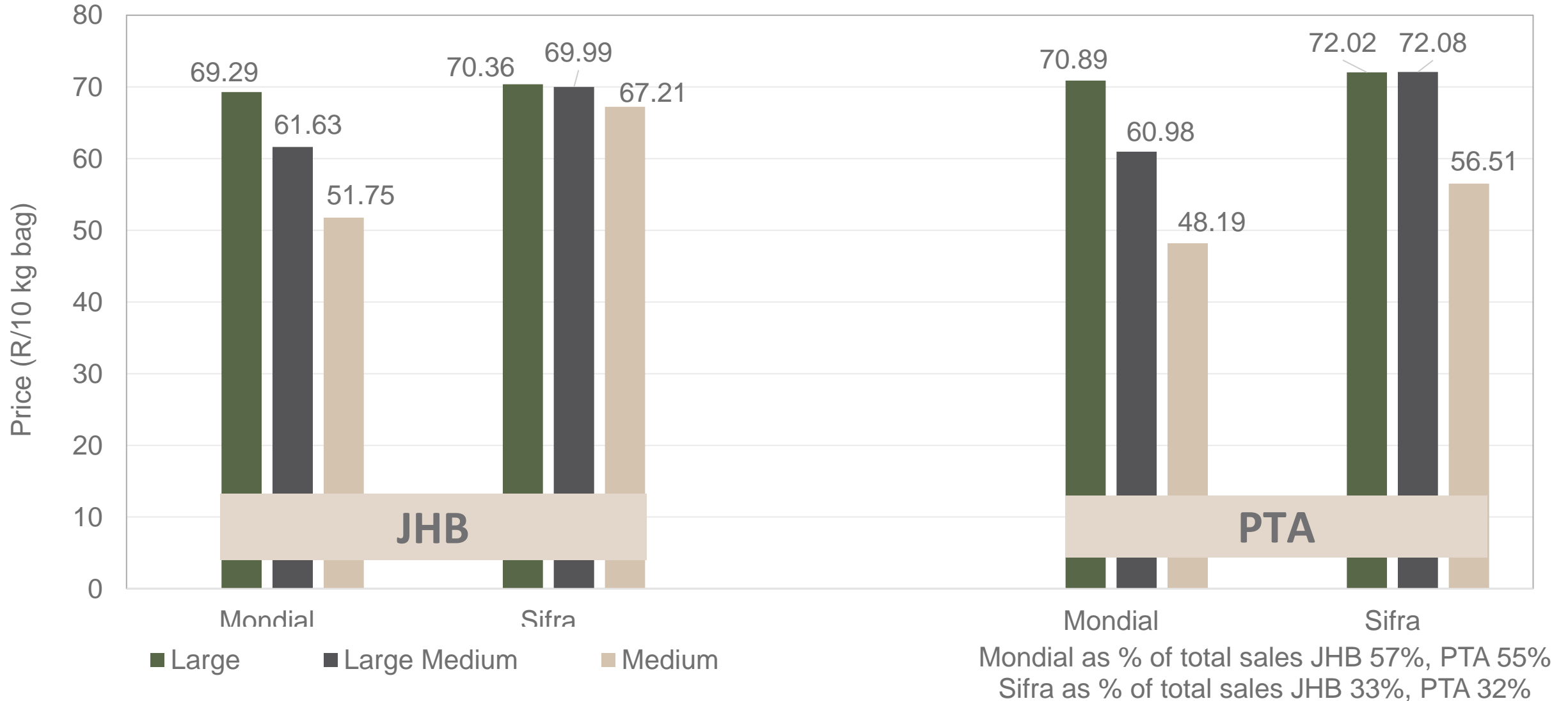
Average weekly prices and volumes for 10 kg bags of potatoes sold on selected markets from selected production regions



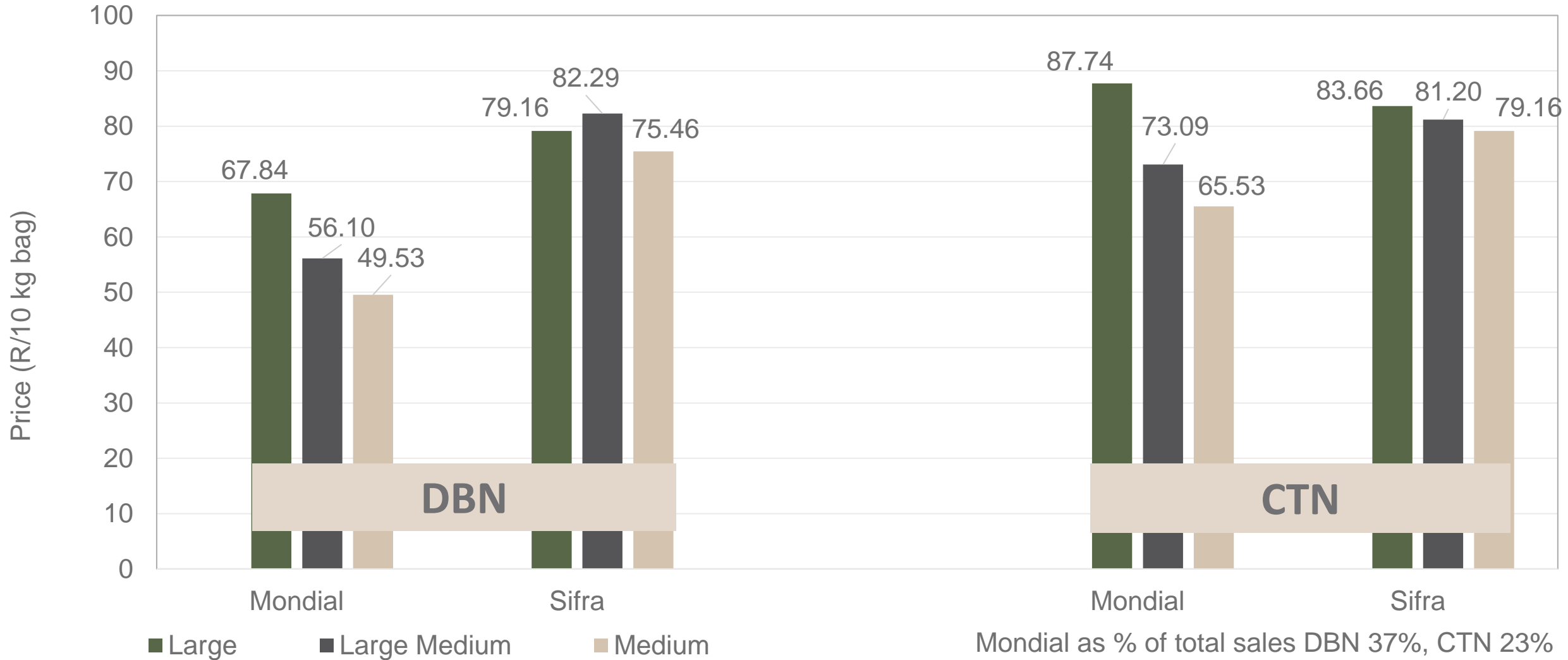
Klas & Grootte	Eastern Free State				Western Free State				North West				KwaZulu-Natal				Sandveld		North Eastern Cape				All Regions	
	JOH		PRE		JOH		PRE		JOH		PRE		JOH		DUR		CAP		EAS		POR		All Markets	
	Volume 10kg	Prices R/10kg	Volume 10kg	Prices R/10kg	Volume 10kg	Prices R/10kg	Volume 10kg	Prices R/10kg	Volume 10kg	Prices R/10kg	Volume 10kg	Prices R/10kg	Volume 10kg	Prices R/10kg	Volume 10kg	Prices R/10kg	Volume 10kg	Prices R/10kg	Volume 10kg	Prices R/10kg	Volume 10kg	Prices R/10kg	Volume 10kg	Prices R/10kg
1L	124 516	69,27	38 021	69,52	36 254	68,07	12 077	74,56	9 760	71,21	10 381	72,05	29 543	65,34	9 262	57,56	1 841	74,22	2 186	64,83	6 162	59,98	374 045	69,26
1L/M	86 341	63,06	36 233	59,70	67 071	63,72	23 366	69,10	11 616	89,80	4 988	80,44	8 418	69,08	8 341	50,21	10 120	72,78	2 804	59,60	5 030	56,98	394 794	65,53
1M	52 121	55,26	16 223	48,43	52 412	61,84	20 686	59,04	6 773	84,55	3 328	72,41	3 714	67,32	965	36,22	14 806	71,98	1 891	63,89	9 526	57,73	318 417	60,81
1S	11 973	32,78	5 411	25,70	14 665	35,68	1 455	31,63	7 044	39,28	1 159	54,38	1 264	31,94	-	-	12 873	53,42	1 001	55,22	2 547	47,06	96 471	38,74
1S/M	12 687	39,40	5 274	32,92	20 307	50,22	7 616	42,69	5 371	61,59	1 512	62,73	316	33,35	-	-	939	50,29	-	-	990	55,67	96 881	49,46
1XL	3 701	69,73	-	-	-	-	-	-	-	-	-	-	-	-	-	-	-	-	-	-	-	-	3 701	69,73
1XS	2 578	26,09	-	-	7 119	32,74	-	-	2 744	48,72	-	-	682	20,18	-	-	-	-	-	-	-	-	13 515	33,81
1XXS	-	-	-	-	-	-	-	-	-	-	-	-	-	-	-	-	-	-	-	-	-	-	-	-
2L	66 953	51,37	27 565	56,74	6 563	58,56	9 044	56,95	2 062	56,84	1 012	60,52	3 211	51,95	3 183	49,61	2 801	62,87	2 212	46,30	2 539	49,94	179 021	54,23
2L/M	16 549	52,42	11 909	49,52	7 071	47,02	12 614	49,09	789	67,29	638	55,82	695	53,17	3 789	39,68	8 069	58,25	1 042	50,50	3 232	42,74	117 249	50,30
2M	16 558	43,60	6 201	41,34	12 342	42,50	7 210	46,92	1 663	59,45	558	47,66	977	41,49	1 099	34,19	8 258	50,80	2 949	45,93	4 209	42,67	115 835	44,69
2S	3 108	27,44	1 022	26,65	1 659	26,79	1 095	27,72	21	25,00	212	35,82	-	-	-	-	3 532	33,46	1 541	38,71	960	39,66	26 157	31,06
2S/M	3 404	27,82	2 673	28,87	5 118	29,42	3 846	36,28	659	42,16	110	50,00	-	-	-	-	1 173	29,59	330	40,00	-	-	32 075	32,88
2XL	-	-	-	-	-	-	-	-	-	-	-	-	-	-	-	-	-	-	-	-	-	-	-	-
2XS	-	-	-	-	335	13,88	-	-	145	22,10	-	-	-	-	-	-	-	-	-	-	-	-	1 195	14,83
2XXS	-	-	-	-	-	-	-	-	-	-	-	-	-	-	-	-	-	-	-	-	-	-	-	-
3L	18 224	41,73	10 817	42,37	706	47,38	555	44,93	-	-	-	-	1 375	33,96	480	30,00	887	42,42	-	-	-	-	59 906	41,50
3L/M	18 430	33,12	10 596	35,99	11 604	30,57	4 309	34,51	6 820	46,53	1 760	50,00	-	-	901	28,73	1 562	36,38	-	-	-	-	83 552	36,88
3M	19 628	29,11	12 928	26,60	15 198	27,98	8 415	26,05	142	36,62	110	50,00	-	-	300	25,00	1 380	33,74	935	27,30	3 907	34,71	108 340	29,15
3S/M	1 432	23,85	1 431	19,39	1 197	26,30	1 000	22,09	1 392	34,99	220	20,94	-	-	-	-	-	-	-	-	-	-	13 847	24,97
3XS	-	-	-	-	-	-	-	-	-	-	-	-	-	-	-	-	-	-	-	-	-	-	864	13,09
3XXS	-	-	-	-	-	-	-	-	-	-	-	-	-	-	-	-	-	-	-	-	-	-	-	-
4L	-	-	3 180	40,82	-	-	120	50,00	-	-	-	-	-	-	-	-	2 150	30,05	-	-	-	-	7 392	38,14
4L/M	-	-	861	47,20	-	-	823	40,12	-	-	-	-	-	-	-	-	59	29,66	-	-	-	-	2 849	32,33
4M	-	-	868	31,83	-	-	965	3,19	-	-	-	-	-	-	203	30,00	110	14,00	-	-	923	19,15	5 017	21,62
4S	-	-	-	-	-	-	1 047	3,21	-	-	-	-	-	-	-	-	-	-	-	-	-	-	1 047	3,21
4S/M	-	-	429	20,02	-	-	-	-	-	-	-	-	-	-	-	-	-	-	-	-	-	-	429	20,02
Total	458 288	55,33	191 961	51,28	259 644	54,10	117 182	53,20	57 001	65,33	26 319	68,29	50 195	62,11	28 523	48,61	79 513	55,25	17 121	51,43	41 272	49,75	2 075 640	54,60

Data disclaimer: Potatoes SA does not take responsibility for the accuracy or interpretation of company data re-purposed by 3rd parties

PTA & JHB markets: Average Prices - Different Sizes (only 10 kg bags)



DBN & CTN markets: Average Prices - Different Sizes (only 10 kg bags)



Mondial as % of total sales DBN 37%, CTN 23%
 Sifra as % of total sales DBN 35%, CTN 67%

Hectares planted to date for season 2023 versus 2024

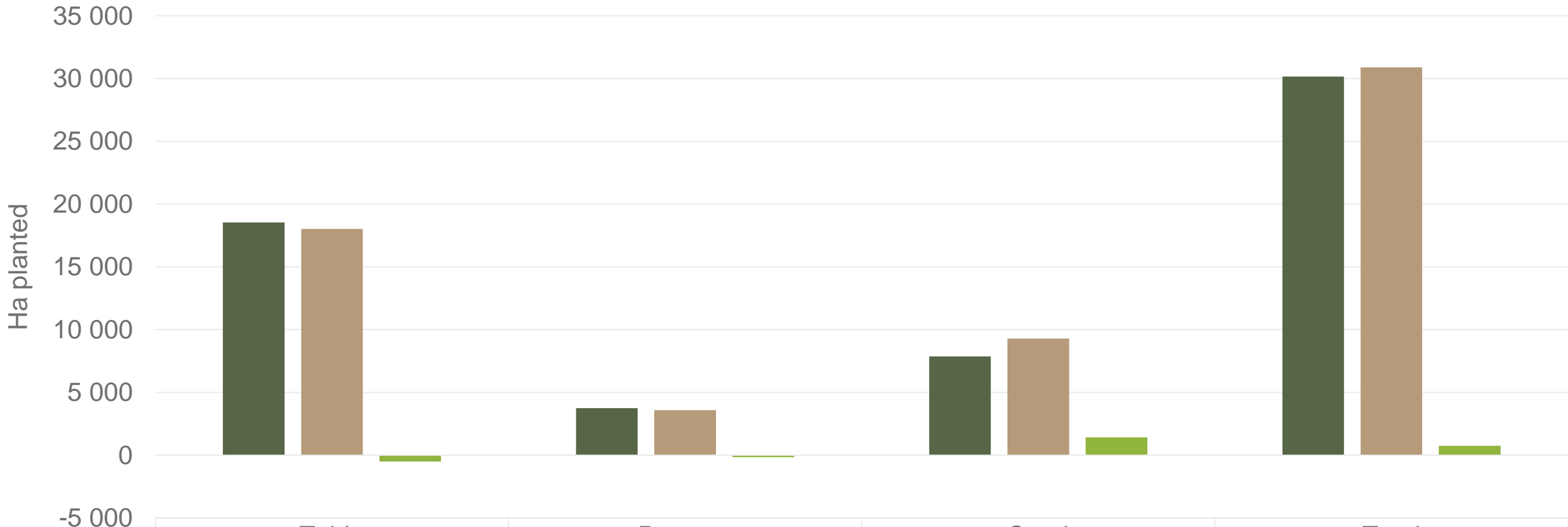



	Table	Process	Seed	Total
■ 2023	18 542	3 748	7 874	30 164
■ 2024	18 029	3 585	9 286	30 900
■ Changes	-513	-163	1 413	736


Regions finished: Gauteng late, North west main, Eastern Free State main, Western Free State early and late, Southwestern Free State main, Ceres main, Eastern Cape winter and summer, North Eastern Cape main, Northern cape early and main


Data disclaimer: Potatoes SA does not take responsibility for the accuracy or interpretation of company data re-purposed by 3rd parties


Thank you for your time

Feel free to contact us

 Dikgetho@potatoes.co.za
Billy@potatoes.co.za

 +27 (0)12 349 1906

 6 De Havilland Crescent
Persequor Techno Park
Persequor Park
Pretoria

 www.potatoes.co.za



Potatoes
Aartappels SA