



Weekly Market Information

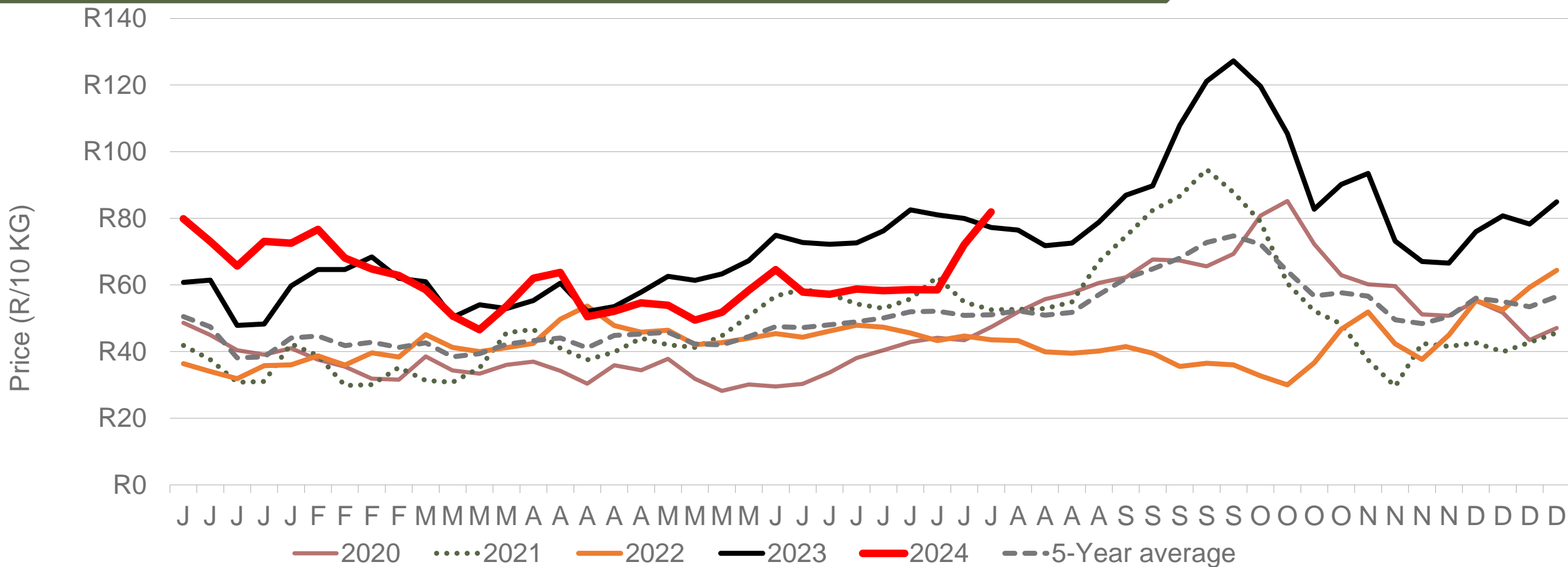
02 August 2024



**Potatoes
Aartappels SA**

www.potatoes.co.za


Average weekly price – all markets & all classes



Number of bags sold

19%

(Week on Week)



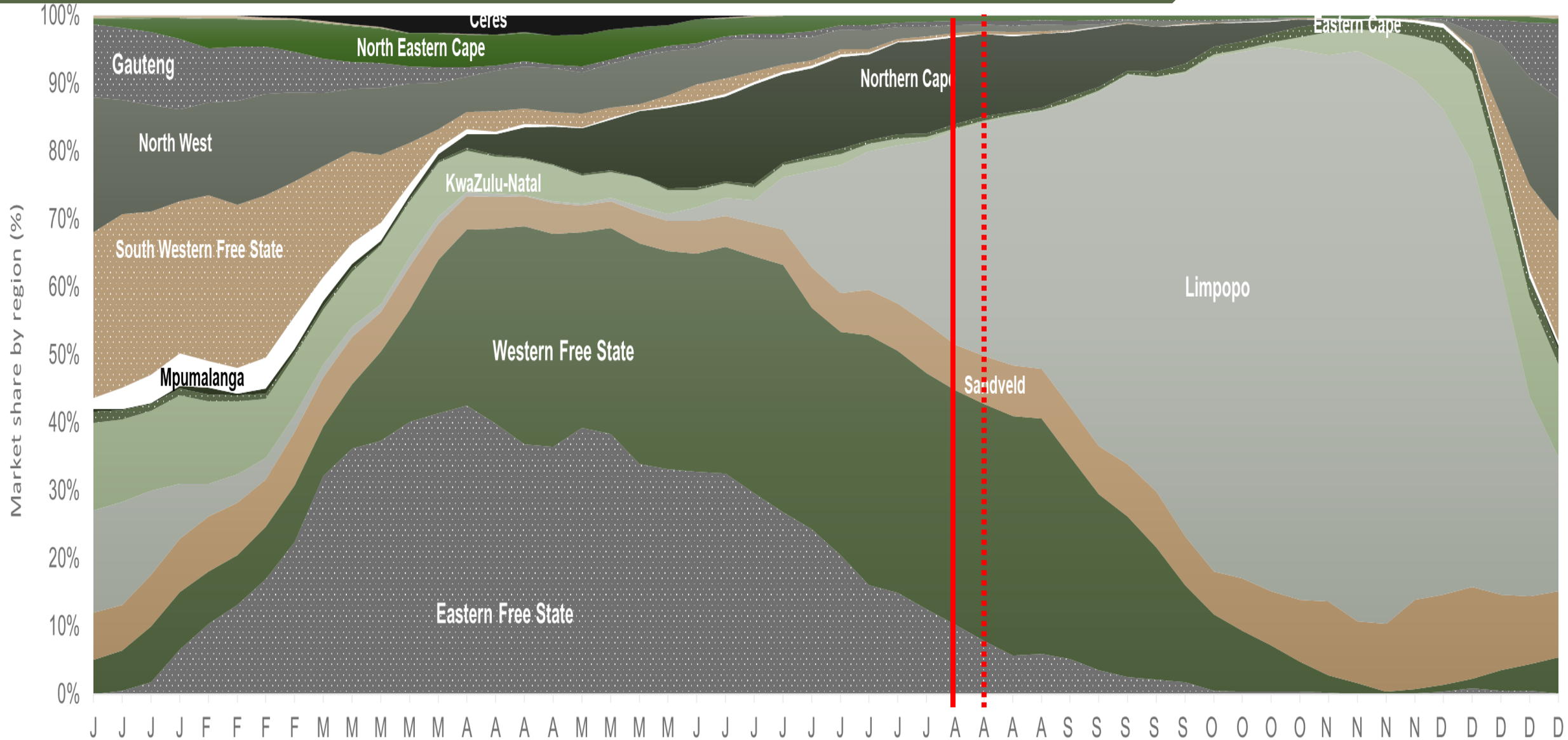
Average weekly price

14%

(Week on week)

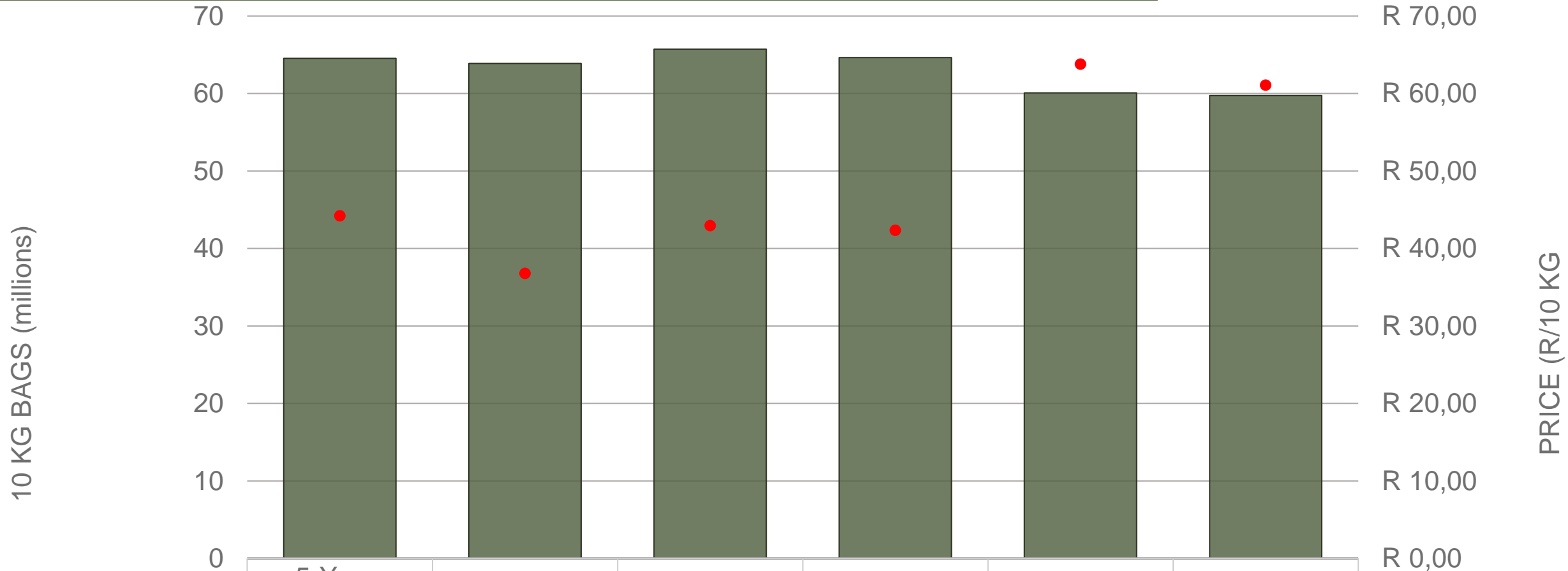


Market share of regions on fresh produce markets



Data disclaimer: Potatoes SA does not take responsibility for the accuracy or interpretation of company data re-purposed by 3rd parties

Cumulative total number of 10 kg bags sold on markets:

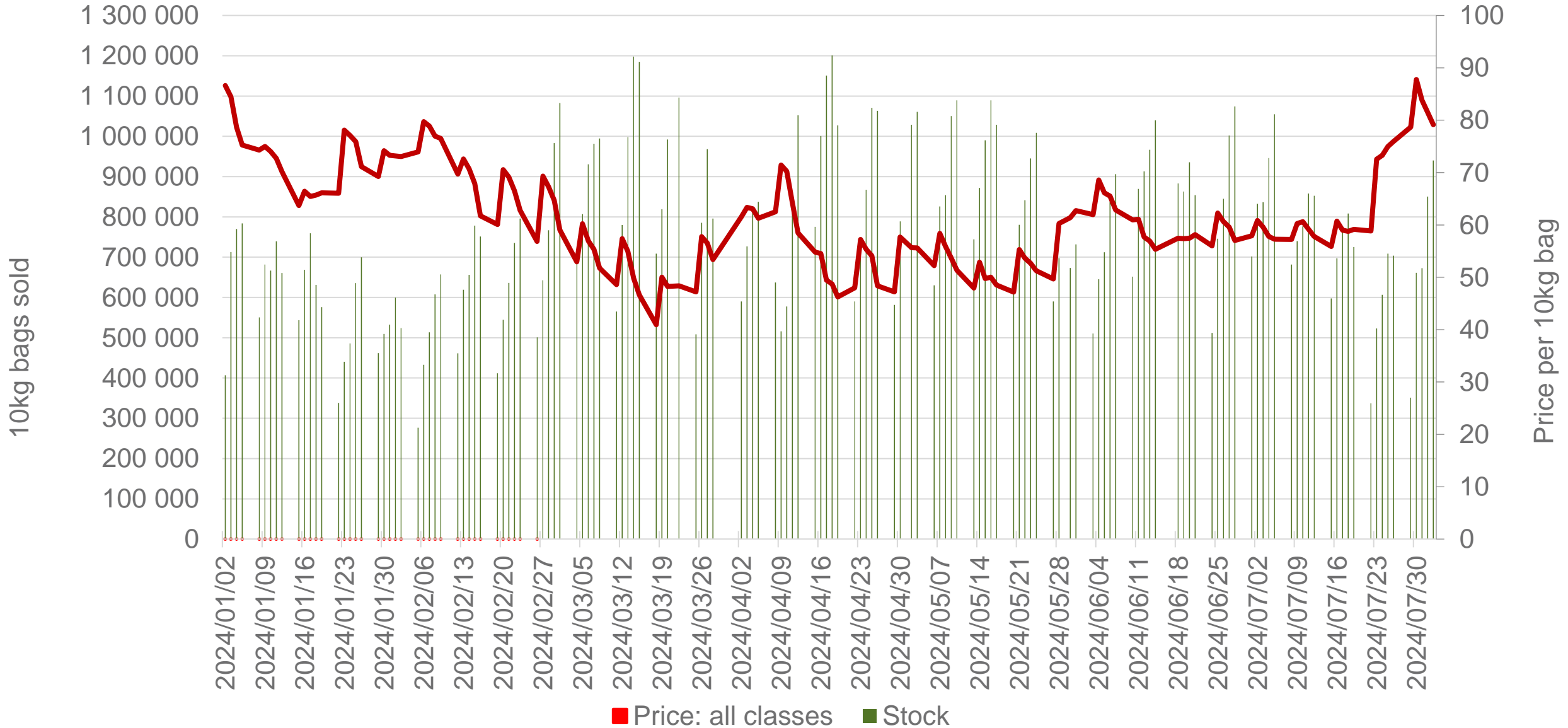


■ Number of bags sold	64 547 119	63 875 743	65 731 161	64 628 136	60 075 315	59 729 339
● Average price	R 44,22	R 36,79	R 42,95	R 42,34	R 63,79	R 61,08

Sold 4 817 780 bags **less** than the **5-year average** (2019 to 2023) of the first 31 weeks of 2024

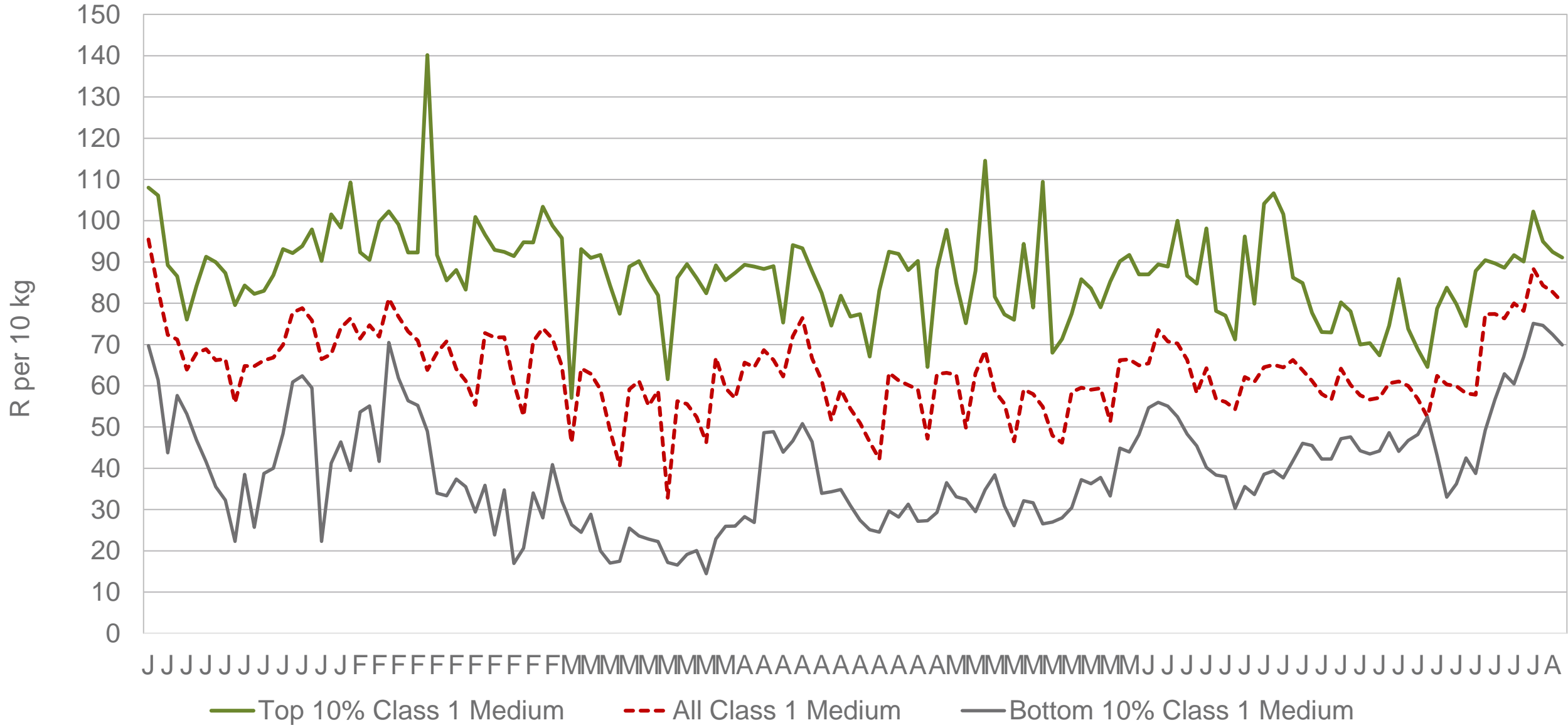
Data disclaimer: Potatoes SA does not take responsibility for the accuracy or interpretation of company data re-purposed by 3rd parties

RSA daily Price versus Daily Available stocks (all classes & all sizes)



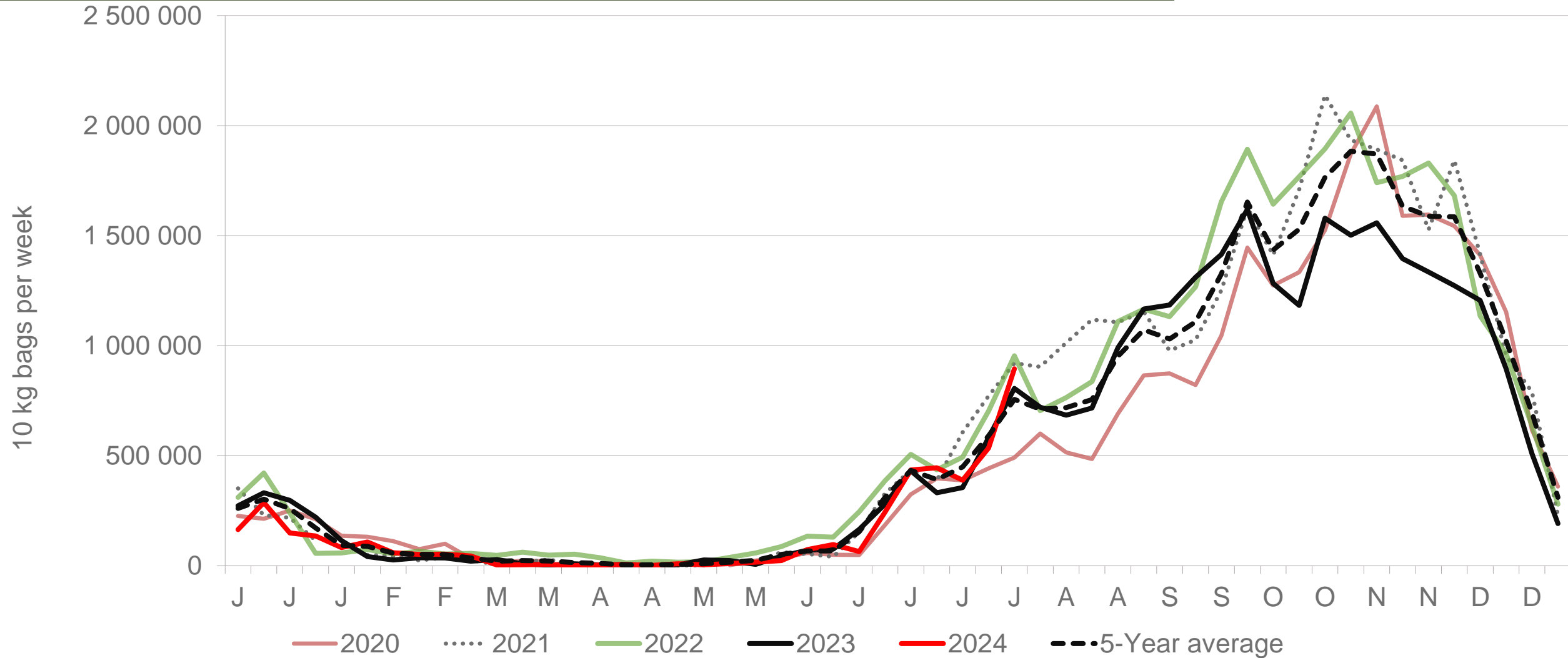
Data disclaimer: Potatoes SA does not take responsibility for the accuracy or interpretation of company data re-purposed by 3rd parties

JHB market daily : Top 10% versus Bottom 10% prices – Class 1 Medium (Since January 2024)



Data disclaimer: Potatoes SA does not take responsibility for the accuracy or interpretation of company data re-purposed by 3rd parties

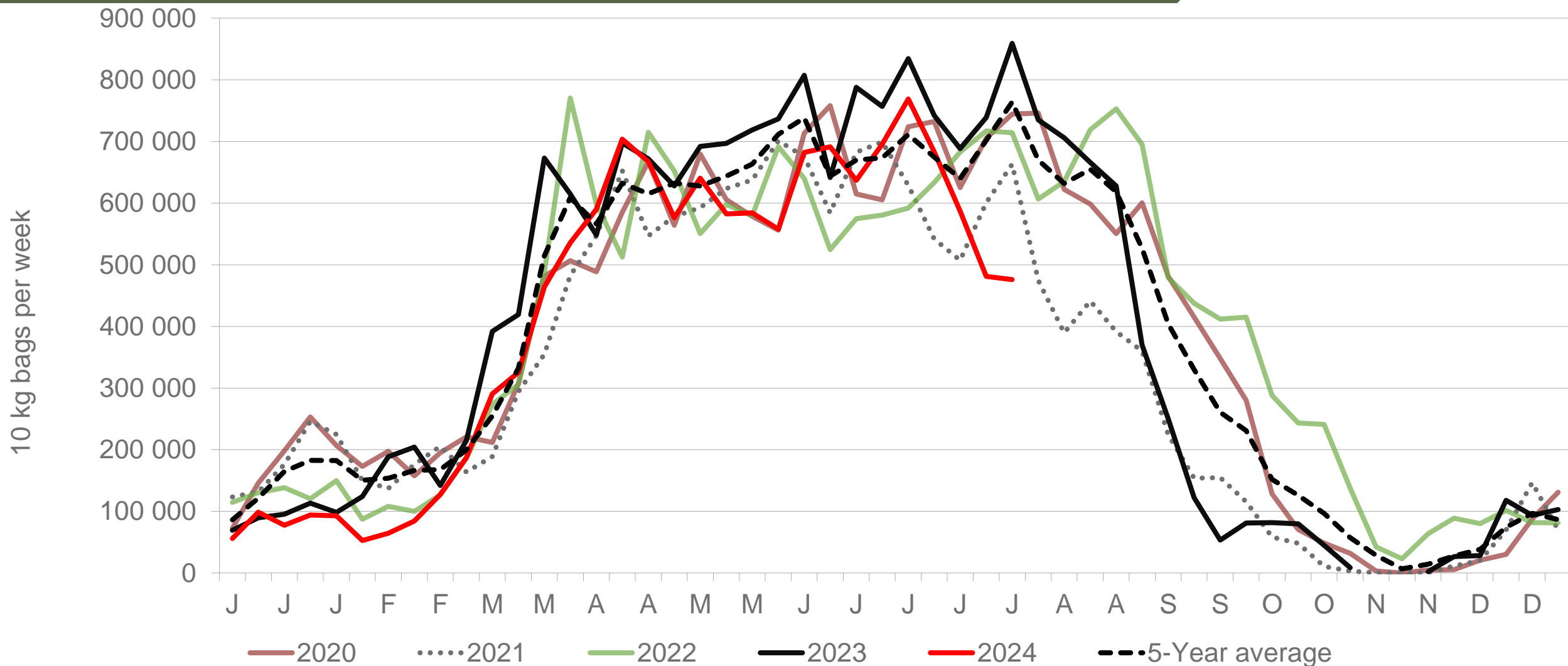
Limpopo: Amount of 10 kg bags per week sold on FPMs (all classes)



Sold 5% bags **less** than the first 31 weeks of 2023 and 393 379 bags **less** than the 5-year average (2019 to 2023) of the 31 week of each year.

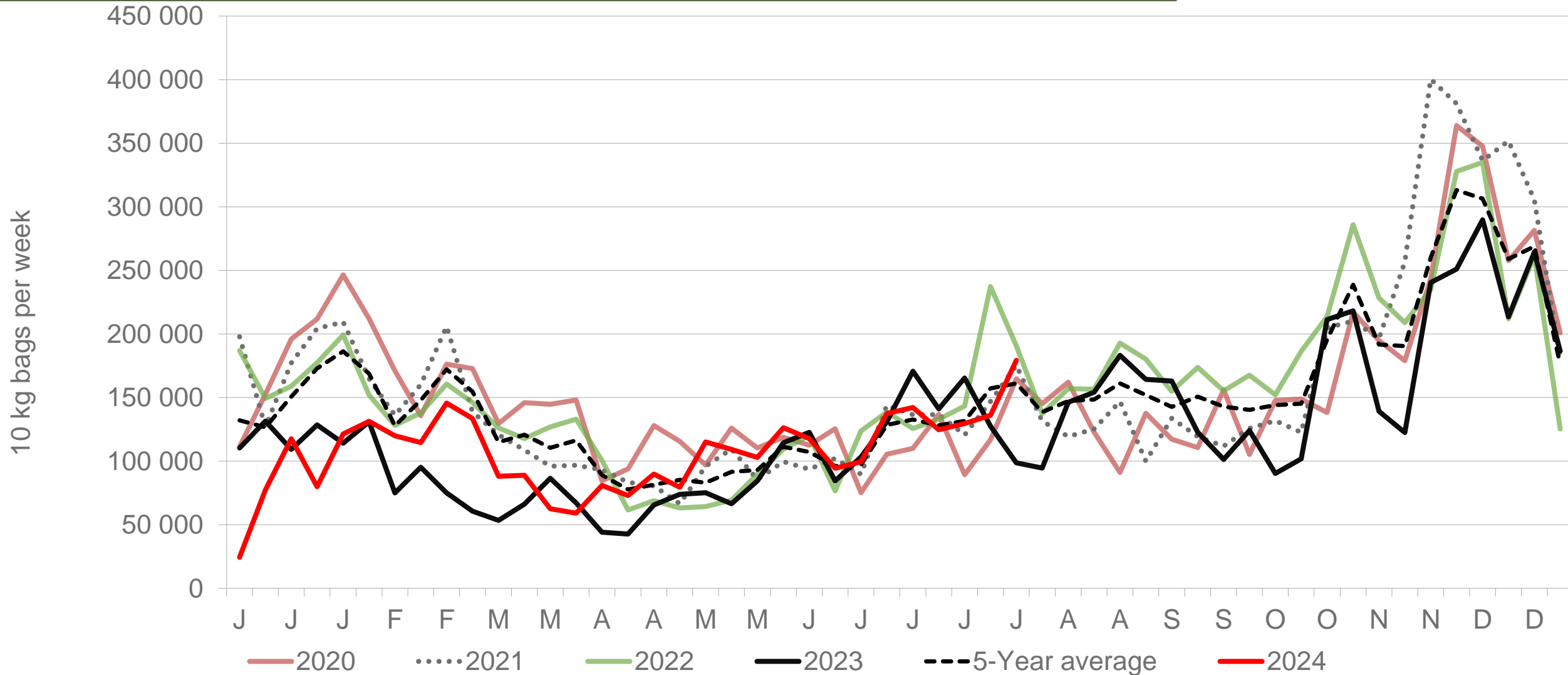
Data disclaimer: Potatoes SA does not take responsibility for the accuracy or interpretation of company data re-purposed by 3rd parties

Western Free State : Amount of 10 kg bags per week sold on FPMs (all classes)



Sold 16% bags **less** than the first 31 weeks of 2023 and 1 440 037 bags **less** than the 5-year average (2019 to 2023) of the first 31 weeks of each year.

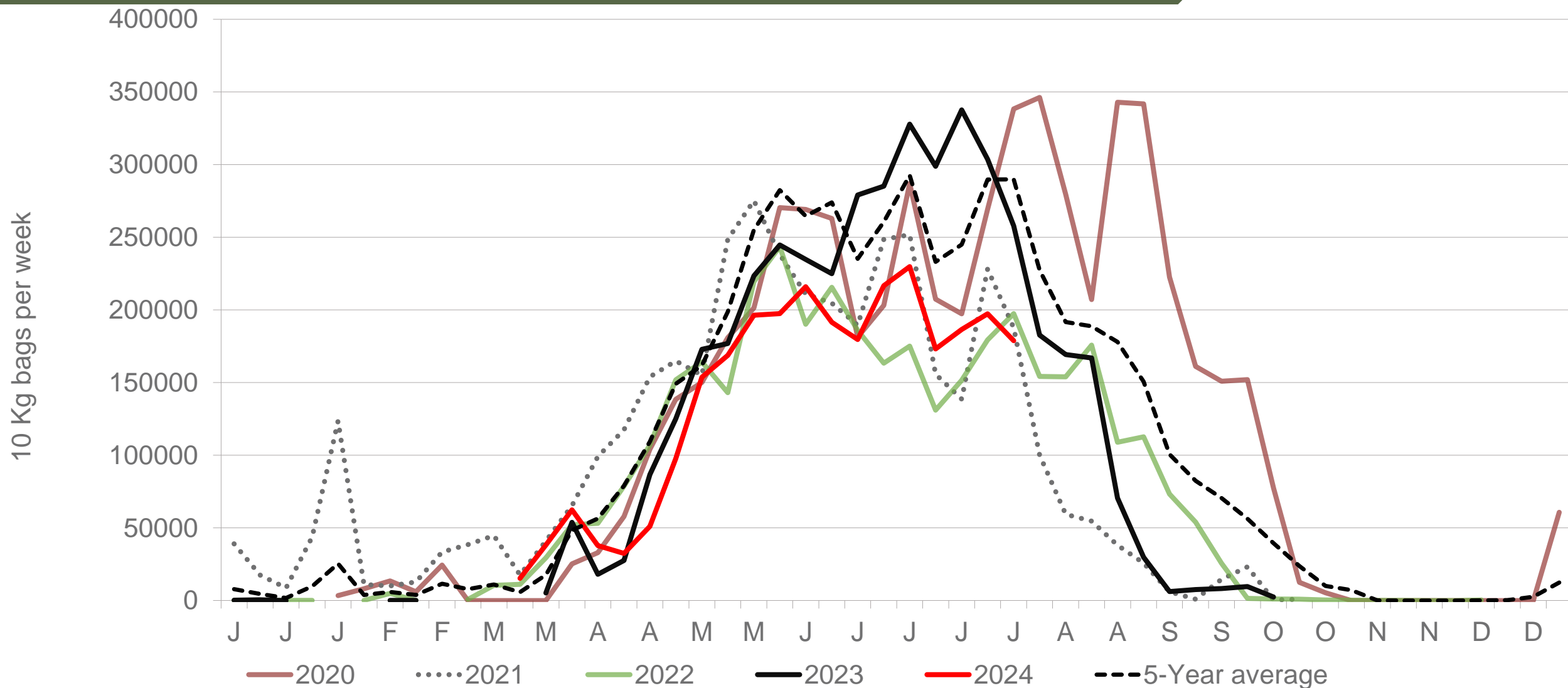
Sandveld: Amount of 10 kg bags per week sold on FPMs (all classes)



Sold 9% bags **more** than the first 31 weeks of 2023 and 553 630 bags **less** than the 5-year average (2019 to 2023) of the first 31 weeks of each year.

Data disclaimer: Potatoes SA does not take responsibility for the accuracy or interpretation of company data re-purposed by 3rd parties

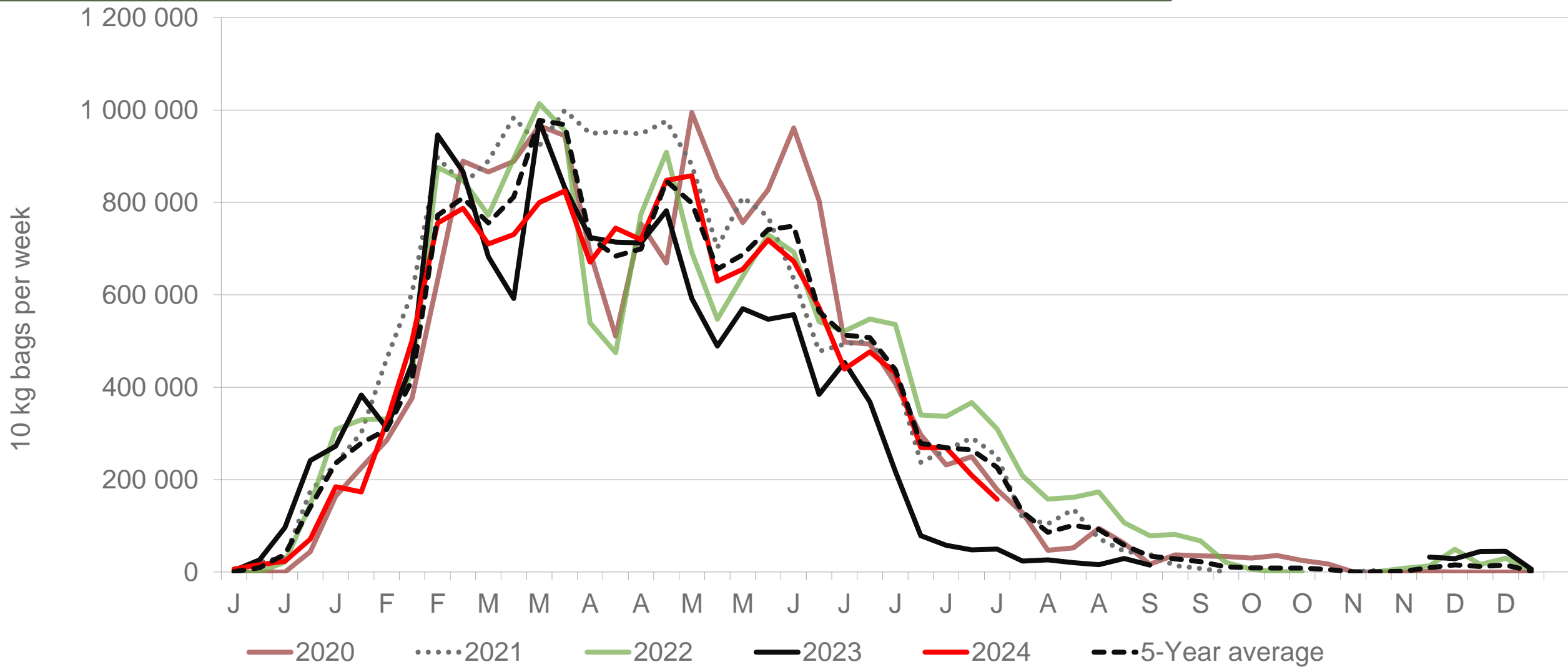
Northern Cape: Amount of 10 kg bags per week sold on FPMs (all classes)



Sold 23% bags **less** than the first 31 weeks of 2023 and 1 020 657 bags **less** than the 5-year average (2019 to 2023) of the first 31 weeks of each year.

Data disclaimer: Potatoes SA does not take responsibility for the accuracy or interpretation of company data re-purposed by 3rd parties

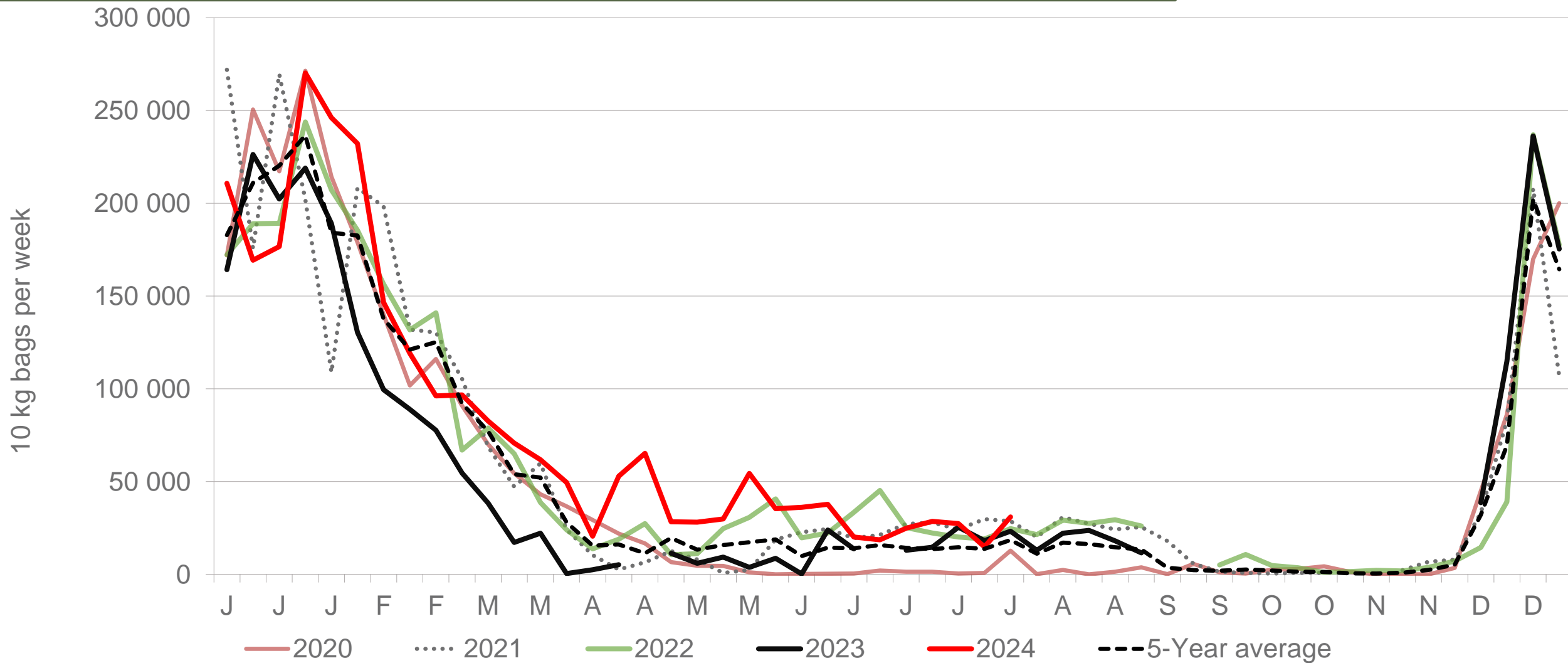
Eastern Free State: Amount of 10 kg bags per week sold on FPMs (all classes)



Sold 9% bags **more** than the first 31 weeks of 2023 and 920 379 bags **less** than the 5-year average (2019 to 2023) of the first 31 weeks of each year.

Data disclaimer: Potatoes SA does not take responsibility for the accuracy or interpretation of company data re-purposed by 3rd parties

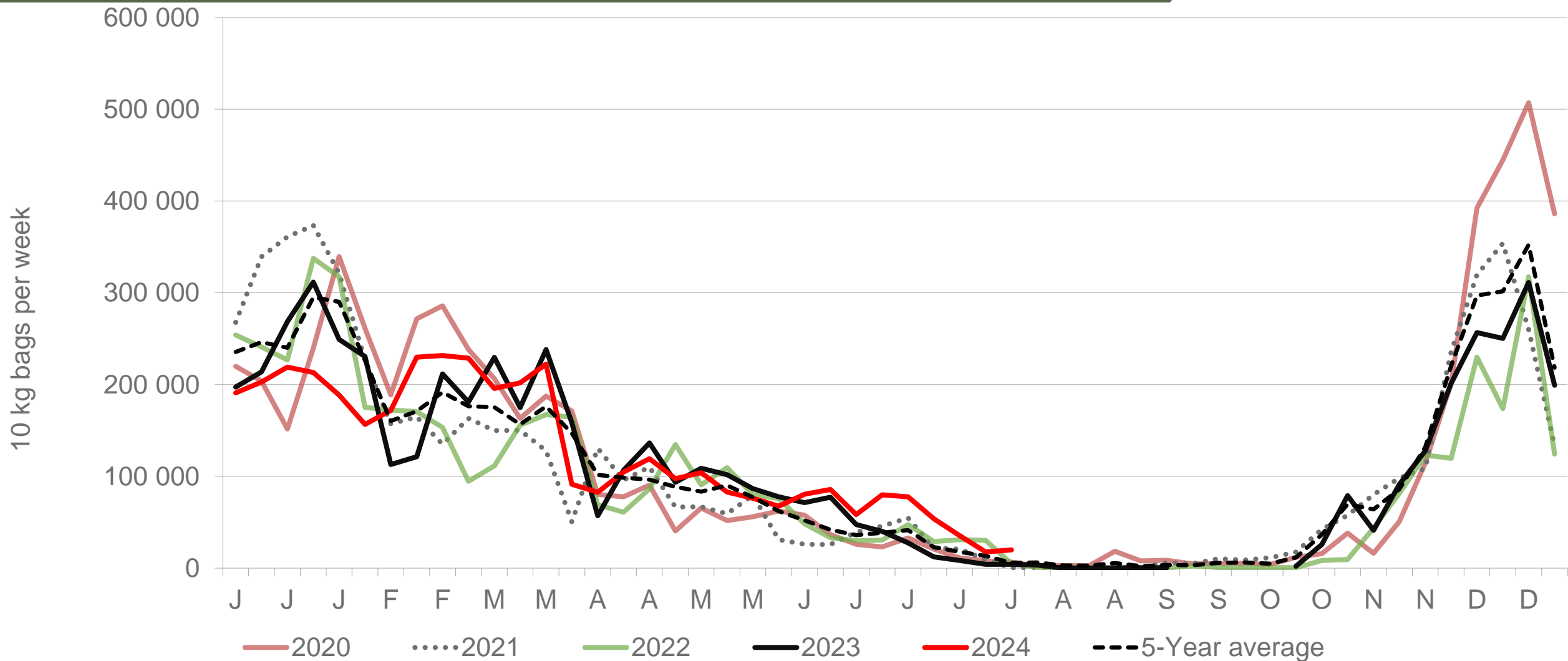
Gauteng: Amount of 10 kg bags per week sold on FPMs (all classes)



Sold 51% bags more than the first 31 weeks of 2023 and 421 007 bags more than the 5-year average (2019 to 2023) of the first 31 weeks of each year.

Data disclaimer: Potatoes SA does not take responsibility for the accuracy or interpretation of company data re-purposed by 3rd parties

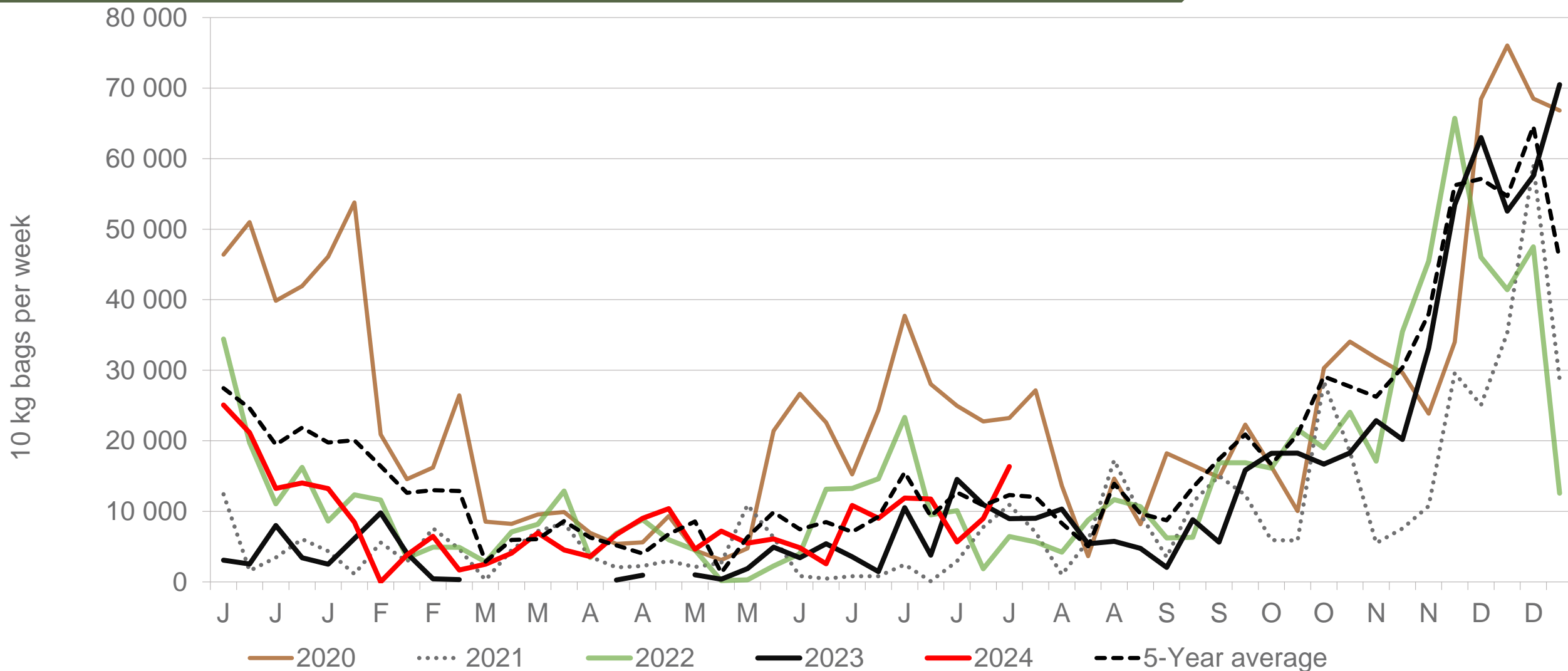
KwaZulu-Natal: Amount of 10 kg bags per week sold on FPMs (all classes)



Sold 0,7% bags more than the first 31 weeks of 2023 and 133 236 bags more than the 5-year average (2019 to 2023) of the first 31 weeks of each year.

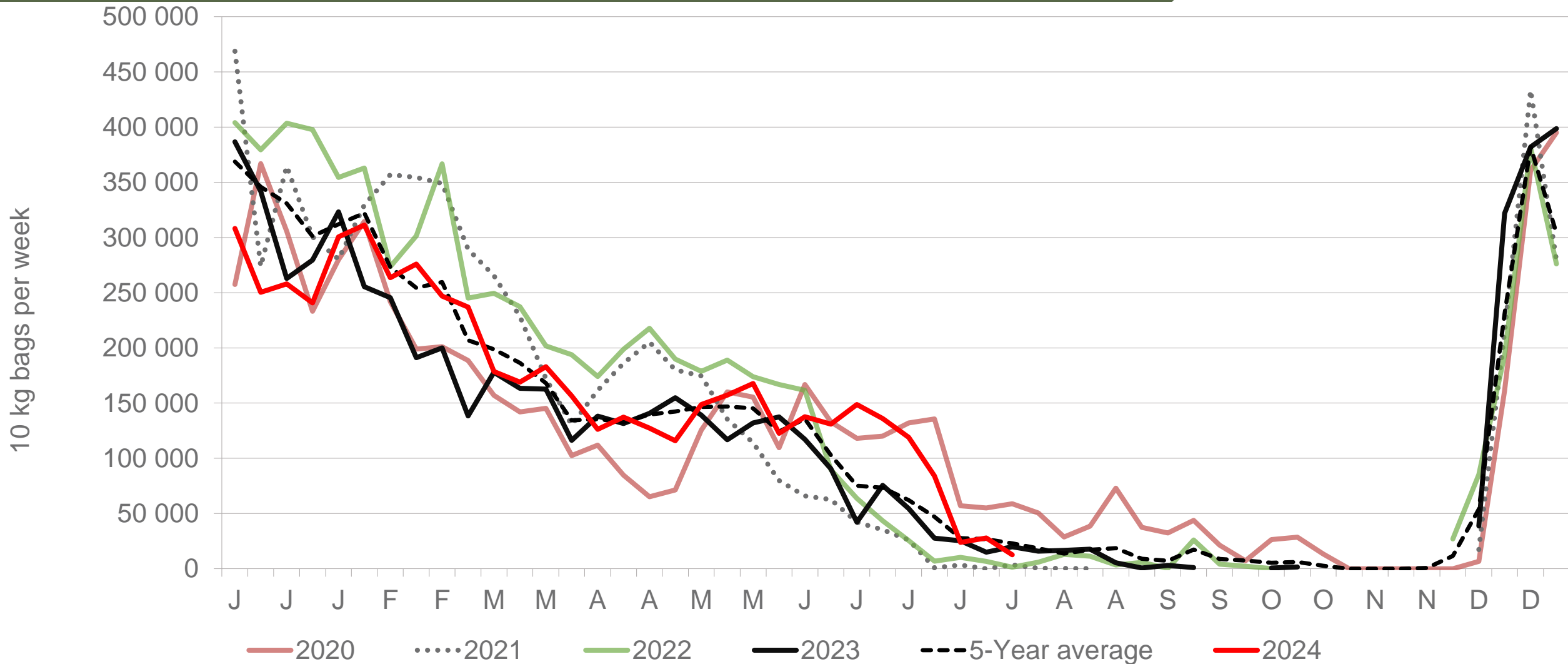
Data disclaimer: Potatoes SA does not take responsibility for the accuracy or interpretation of company data re-purposed by 3rd parties

Eastern Cape: Amount of 10 kg bags per week sold on FPMs (all classes)



Sold 130% bags **more** than the first 31 weeks of 2023 and 92 684 bags **less** than the **5-year average** (2019 to 2023) of the 31 week of each year.

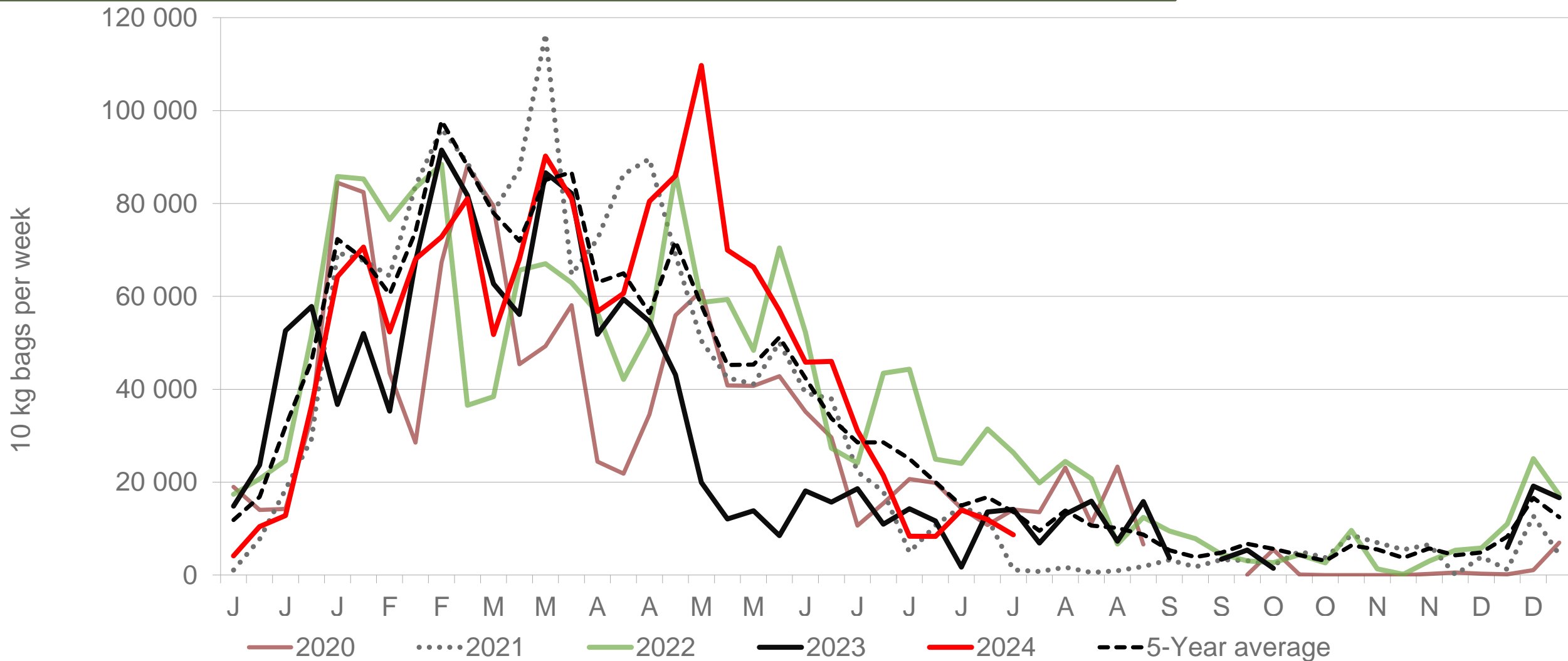
North-West: Amount of 10 kg bags per week sold on FPMs (all classes)



Sold 10% bags **more** than the first 31 weeks of 2023 and 45 688 bags **less** than the 5-year average (2019 to 2023) of the first 31 weeks of each year.

Data disclaimer: Potatoes SA does not take responsibility for the accuracy or interpretation of company data re-purposed by 3rd parties

North Eastern Cape: Amount of 10 kg bags per week sold on FPMs (all classes)



Sold 31% bags **more** than the first 31 weeks of 2023 and 22 532 bags **less** than the 5-year average (2019 to 2023) of the first 31 weeks of each year.

Data disclaimer: Potatoes SA does not take responsibility for the accuracy or interpretation of company data re-purposed by 3rd parties

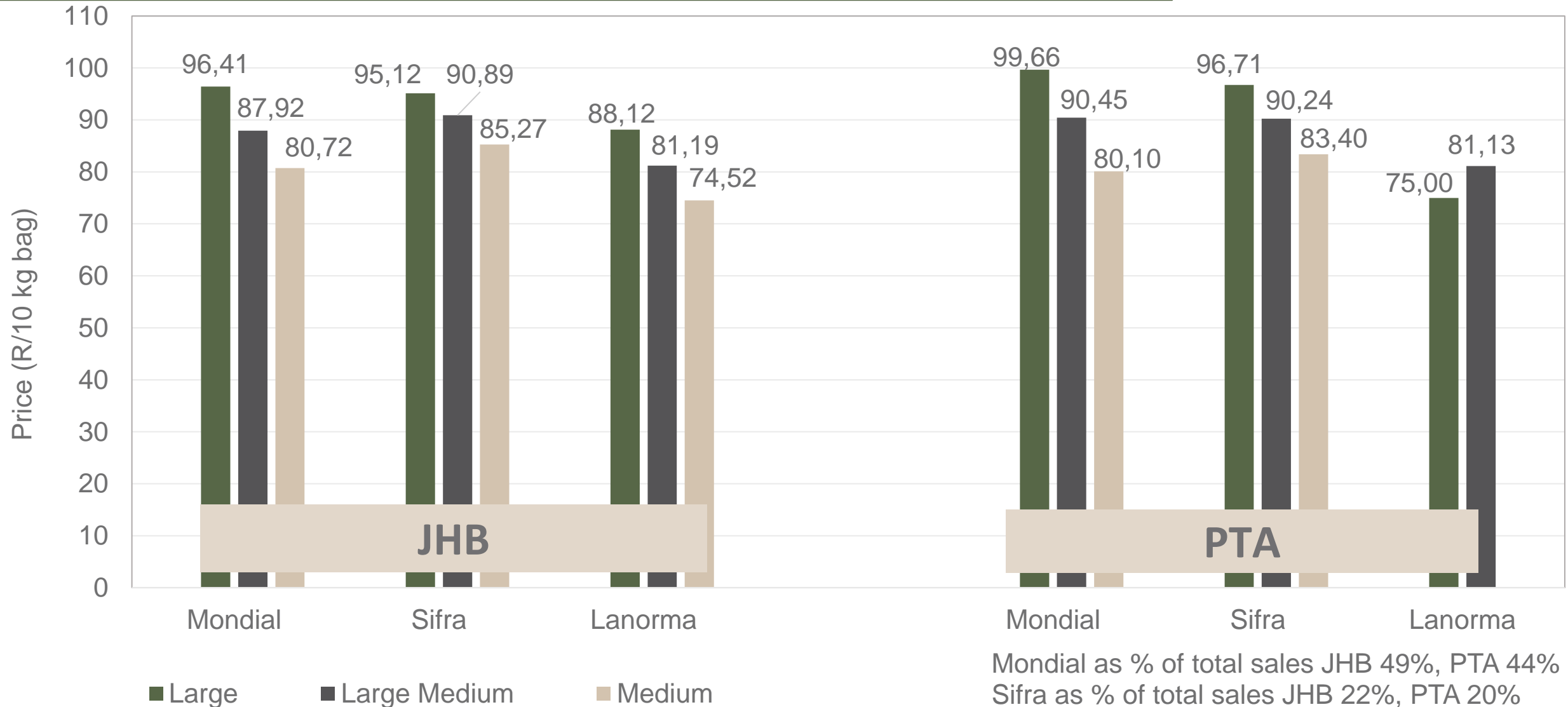
Average weekly prices and volumes for 10 kg bags of potatoes sold on selected markets from selected production regions



Klas & Grootte	Limpopo				Western Free State				Sandveld		Northern Cape				Eastern Free State				Gauteng		All Regions	
	JOH		PRE		JOH		PRE		CAP		JOH		PRE		JOH		PRE		JOH		All Markets	
	Volume	Prices	Volume	Prices	Volume	Prices	Volume	Prices	Volume	Prices	Volume	Prices	Volume	Prices	Volume	Prices	Volume	Prices	Volume	Prices	Volume	Prices
	10kg	R/10kg	10kg	R/10kg	10kg	R/10kg	10kg	R/10kg	10kg	R/10kg	10kg	R/10kg	10kg	R/10kg	10kg	R/10kg	10kg	R/10kg	10kg	R/10kg	10kg	R/10kg
1L	118 716	96,27	57 499	100,44	21 120	93,16	11 887	98,82	23 574	86,92	6 818	87,97	352	89,66	27 988	87,05	5 806	78,43	1 016	100,83	359 957	95,06
1L/M	121 027	88,72	75 415	91,10	46 506	86,97	22 011	88,77	31 338	84,30	10 780	98,25	1 459	83,62	16 880	81,54	5 015	68,40	4 070	88,84	457 929	89,37
1M	103 586	82,83	53 340	84,49	39 300	83,39	23 853	82,79	37 760	79,12	11 083	81,27	1 622	76,76	11 550	79,07	2 760	65,53	4 528	82,14	413 488	83,80
1S	31 373	65,32	16 806	64,82	5 976	61,45	995	60,53	20 863	61,18	784	60,41	-	-	2 169	55,21	1 274	49,02	330	58,33	121 642	63,73
1S/M	27 076	72,85	9 415	73,50	10 587	70,74	7 239	73,65	2 750	75,23	5 348	65,48	359	58,16	2 818	70,83	618	54,86	2 948	62,46	109 417	74,23
1XL	-	-	-	-	-	-	-	-	-	-	738	92,40	-	-	-	-	-	-	-	-	764	92,15
1XS	18 503	50,67	-	-	4 609	46,09	-	-	-	-	-	-	-	-	630	43,64	-	-	-	-	23 753	49,59
1XXS	-	-	-	-	-	-	-	-	-	-	-	-	-	-	-	-	-	-	-	-	-	-
2L	16 591	88,38	9 023	91,26	4 541	87,10	14 228	89,21	6 839	77,18	2 998	87,06	300	77,10	8 167	83,04	6 725	82,60	1 750	85,67	114 006	85,99
2L/M	12 906	80,49	12 197	84,96	6 989	77,09	14 743	83,46	17 312	70,82	1 548	80,26	851	74,74	793	73,68	3 472	67,69	2 653	79,95	113 347	80,11
2M	10 803	74,38	8 668	72,24	4 991	71,47	7 341	79,59	13 373	65,44	3 476	74,37	421	68,69	3 001	69,15	4 433	68,60	1 430	74,51	90 381	73,33
2S	3 919	50,01	1 345	52,86	2 740	49,61	3 274	56,21	2 412	47,81	327	52,34	-	-	7	30,00	289	45,00	-	-	22 819	53,81
2S/M	786	63,35	682	59,93	5 664	53,91	2 552	67,42	283	54,00	1 268	63,74	308	52,16	770	60,00	113	50,13	-	-	25 147	61,87
2XL	-	-	-	-	-	-	-	-	-	-	-	-	-	-	-	-	-	-	-	-	21	70,00
2XS	-	-	-	-	913	31,54	-	-	-	-	-	-	-	-	-	-	-	-	-	-	1 727	33,28
2XXS	-	-	-	-	-	-	-	-	-	-	-	-	-	-	-	-	-	-	-	-	-	-
3L	4 562	73,12	2 513	77,72	550	75,00	576	74,79	221	65,79	5 313	74,85	127	62,91	5 306	76,08	2 614	66,43	110	70,00	38 137	73,64
3L/M	3 507	71,52	2 405	71,96	4 558	70,32	4 637	66,44	136	53,82	4 435	62,68	-	-	882	59,92	386	70,15	110	55,00	38 686	70,12
3M	6 420	66,21	2 965	56,40	8 848	63,06	4 868	63,94	526	49,03	4 020	54,67	-	-	5 036	63,73	936	53,94	110	50,00	59 941	62,53
3S/M	900	56,52	396	59,72	-	-	220	67,45	-	-	1 354	59,89	108	50,00	-	-	-	-	1 320	50,00	10 256	53,21
3XS	-	-	-	-	-	-	-	-	-	-	-	-	-	-	-	-	-	-	-	-	575	31,26
3XXS	-	-	-	-	-	-	-	-	-	-	-	-	-	-	-	-	-	-	-	-	-	-
4L	-	-	-	-	-	-	-	-	-	-	-	-	-	-	-	-	-	-	-	-	2 299	69,91
4L/M	-	-	-	-	-	-	-	-	-	-	-	-	-	-	-	-	-	-	-	-	548	70,54
4M	-	-	610	51,80	-	-	-	-	-	-	-	-	-	-	-	-	110	53,67	-	-	3 423	45,70
4S	-	-	-	-	-	-	-	-	-	-	-	-	-	-	-	-	-	-	-	-	-	-
4S/M	-	-	-	-	-	-	-	-	-	-	-	-	-	-	-	-	-	-	-	-	-	-
Total	480 785	83,87	258 560	86,62	167 892	79,21	119 231	82,58	167 022	73,72	60 801	78,52	5 907	75,17	86 107	79,51	34 651	70,74	20 375	78,19	2 036 319	81,89

Data disclaimer: Potatoes SA does not take responsibility for the accuracy or interpretation of company data re-purposed by 3rd parties

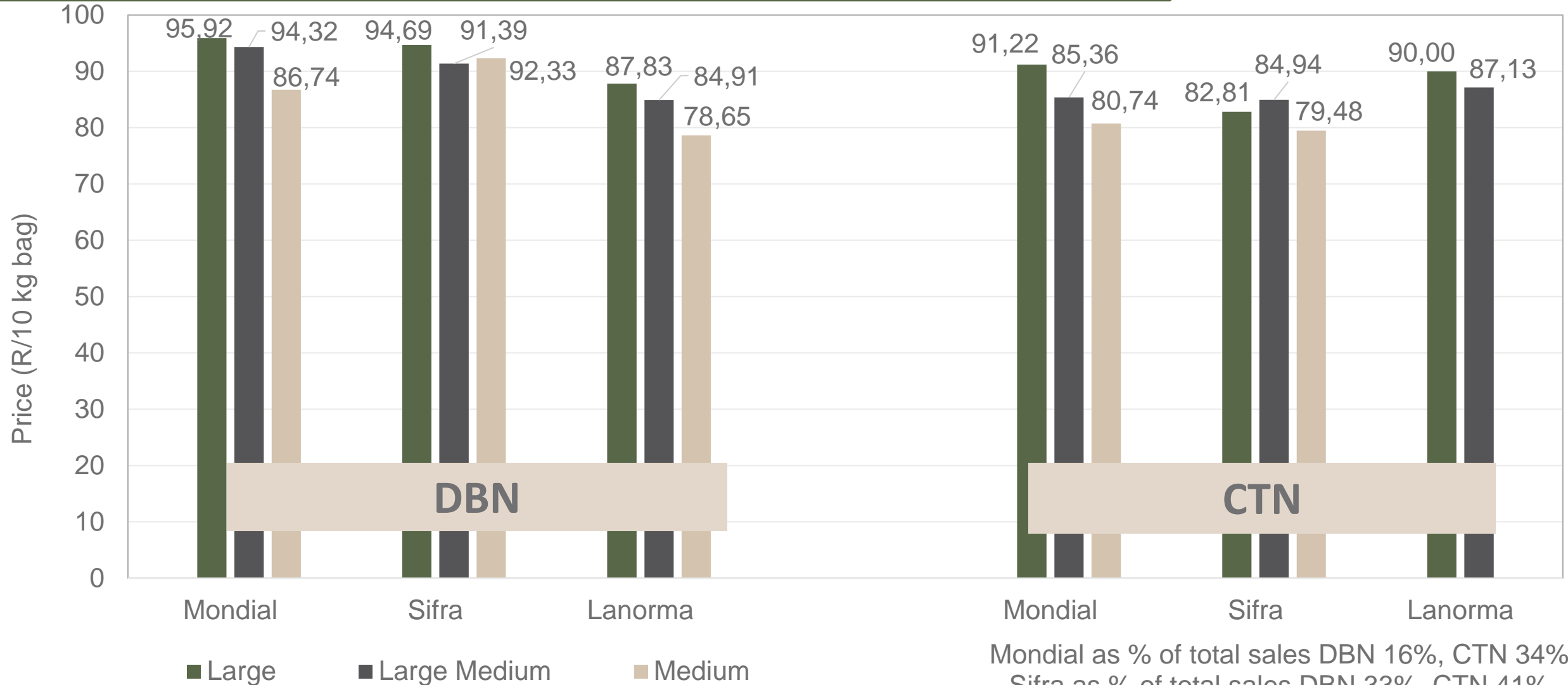
PTA & JHB markets: Average Prices - Different Sizes (only 10 kg bags)



Mondial as % of total sales JHB 49%, PTA 44%
 Sifra as % of total sales JHB 22%, PTA 20%
 Lanorma as % of total sales JHB 6%, PTA 3%

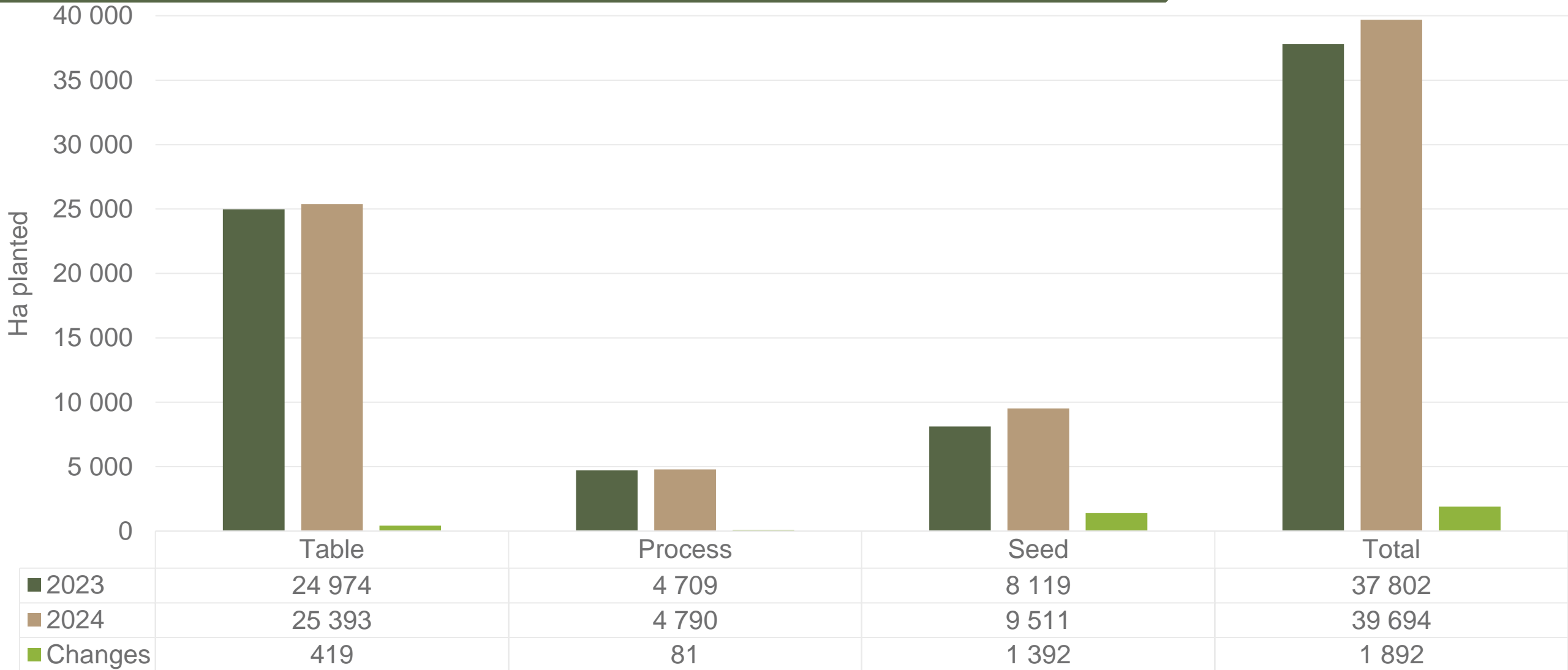
Data disclaimer: Potatoes SA does not take responsibility for the accuracy or interpretation of company data re-purposed by 3rd parties

DBN & CTN markets: Average Prices - Different Sizes (only 10 kg bags)



Mondial as % of total sales DBN 16%, CTN 34%
 Sifra as % of total sales DBN 33%, CTN 41%
 Lanorma as % of total sales DBN 18%, CTN 6%

Hectares planted to date for season 2023 versus 2024



Regions finished: Limpopo early, Gauteng late, North west main and late, Eastern Free State main, Western Free State early and late, Southwestern Free State main, Ceres main, Eastern Cape winter and summer, North Eastern Cape main, Northern cape early and main, KwaZulu Natal summer and winter, Sandveld summer and winter

Data disclaimer: Potatoes SA does not take responsibility for the accuracy or interpretation of company data re-purposed by 3rd parties

Thank you for your time

Feel free to contact us

 Dikgetho@potatoes.co.za

Billy@potatoes.co.za

anje@potatoes.co.za



+27 (0)12 349 1906



6 De Havilland Crescent
Persequor Techno Park
Persequor Park
Pretoria



www.potatoes.co.za



Potatoes
Aartappels SA