

Mondstuk van die Suid-Afrikaanse aartappelbedryf • Mouthpiece of the South African potato industry

CHIPS

VOL 36 NO 2 • MARCH / APRIL 2022

**LIMPOPO-KULTIVARPROEF
ONDER BESPROEIING
OP DENDRON IN 2021**

**DIE AARTAPPELBLAARMYNER:
BEHEEROPSIES
TEEN DIE PAPIES**

**Kultivarprestasie op
varsproduktemarkte**

**A diversified approach
for greater liquidity**

**#PassThePotato:
Giving back is good business**



During December 2021 and January 2022, a total of 13 potato producing regions as well as non-producing suppliers delivered potatoes nationally to fresh produce markets.

Average percentage downgraded: **9.98%.**

Total number of bags delivered from 13 regions and non-producing suppliers and inspected on the fresh produce markets: **16 240 855.**

Figure 1: Classes inspected during Dec 2021/Jan 2022 at all fresh produce markets.

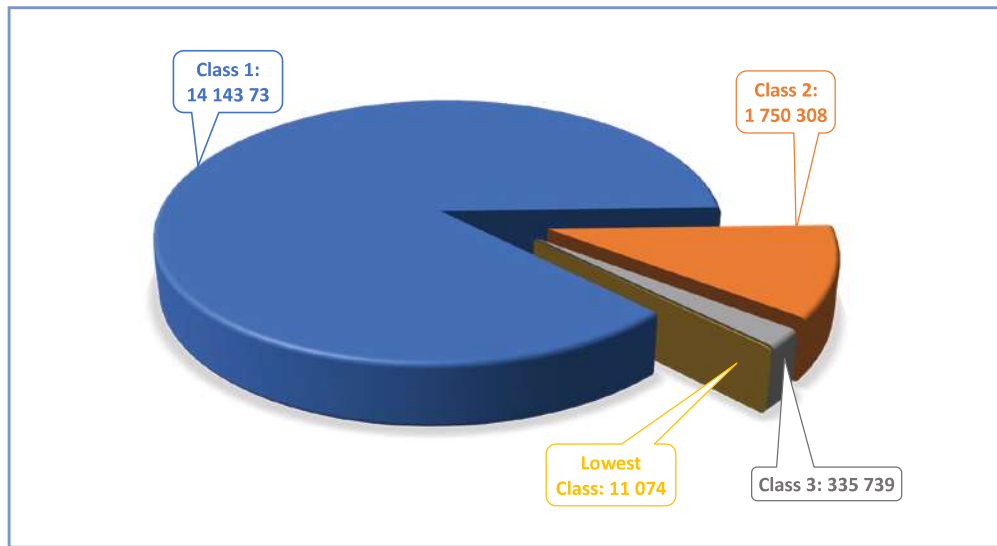


Figure 2: Potatoes downgraded (total 1 620 502) at all fresh produce markets during Dec 2021/Jan 2022.

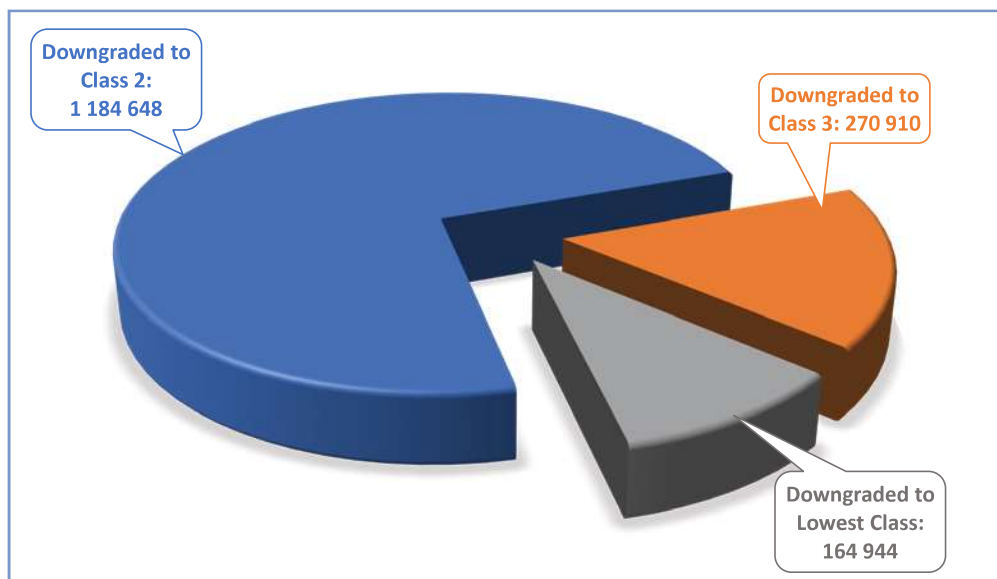
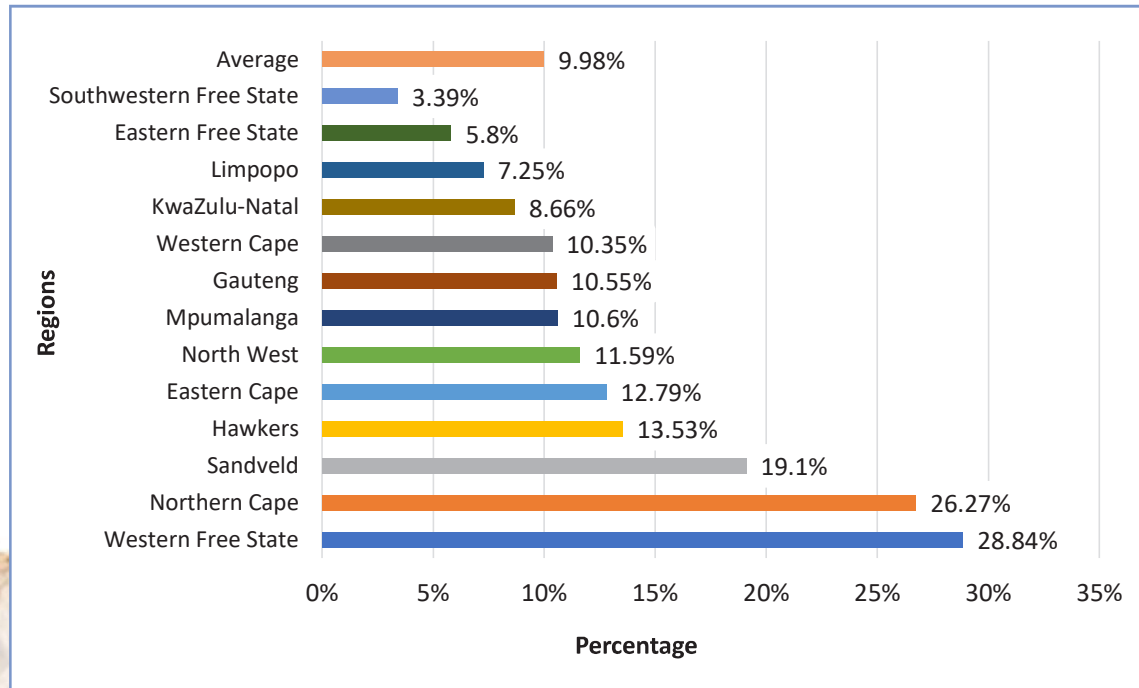
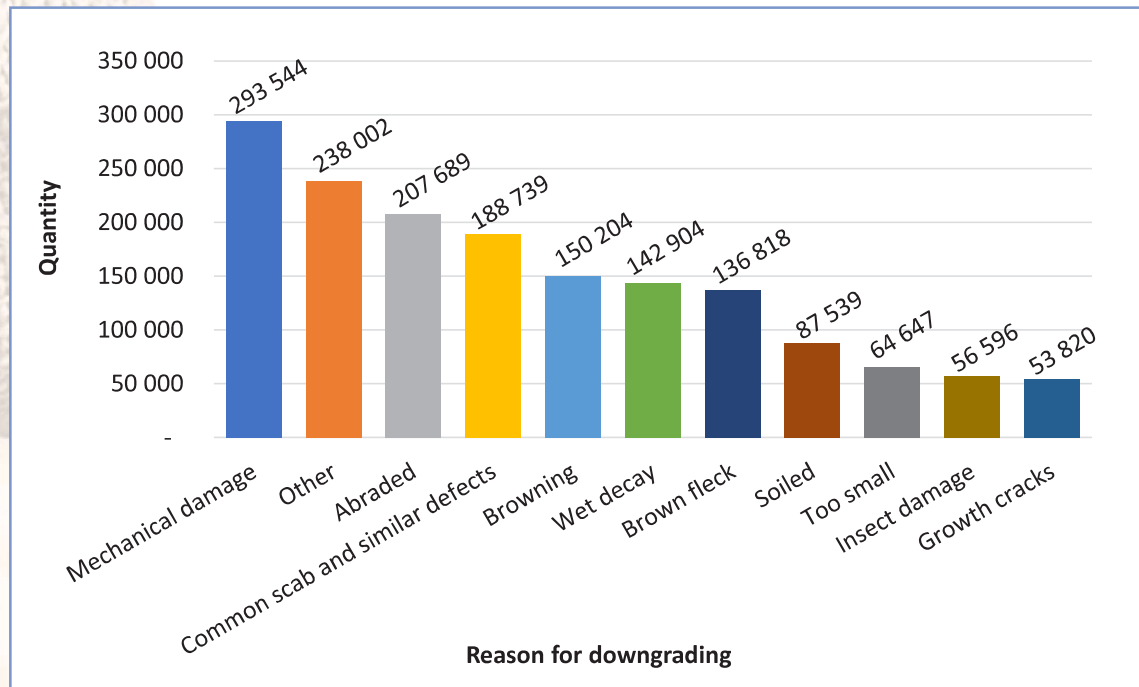


Figure 3: Potatoes downgraded (%) per region at fresh produce markets during Dec 2021/Jan 2022.



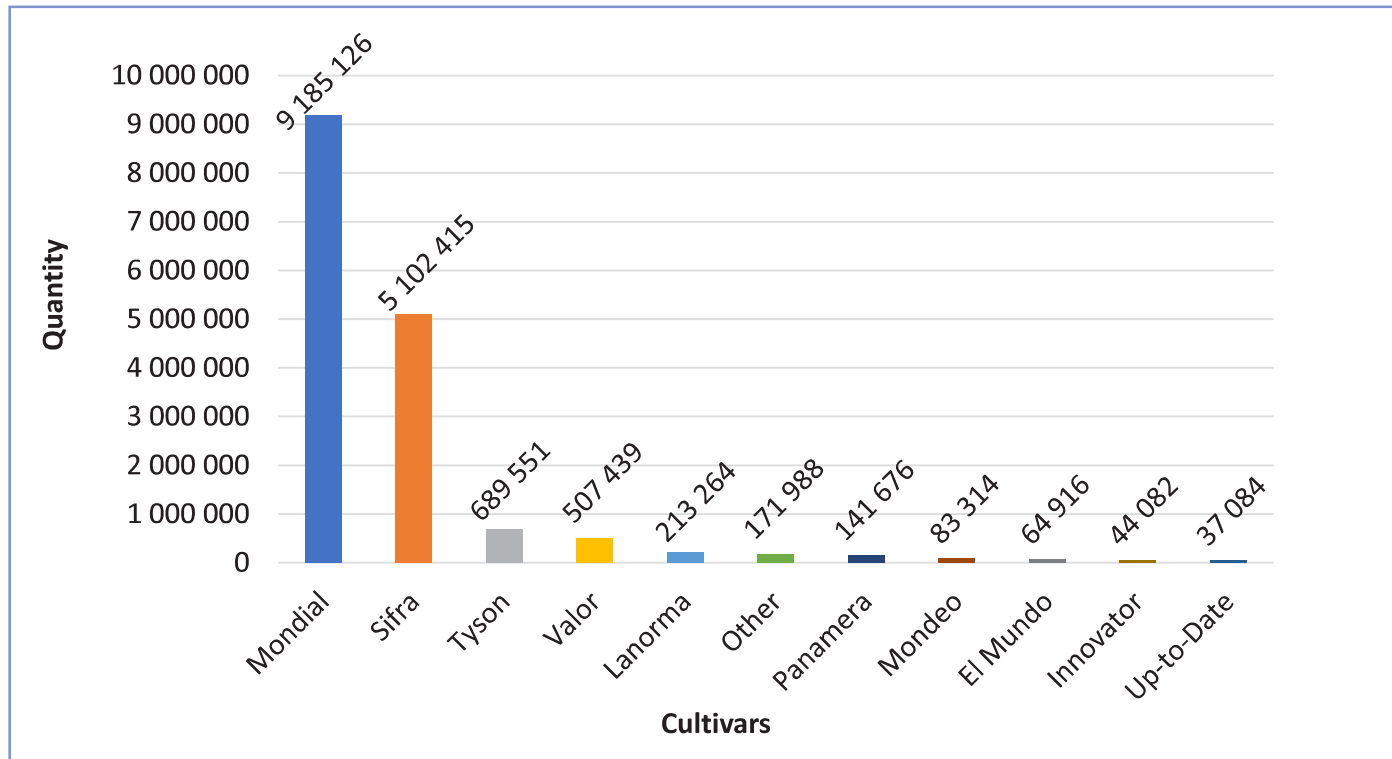
The Eastern Cape and Southwestern Free State had no downgrades.

Figure 4: Reasons for downgrading at all fresh produce markets during Dec 2021/Jan 2022.



Others include: Cold damage, wilt, skin eelworm, broken and cut tubers, eelworm, too small, dry stem-end, malformed, brown fleck, watergrass damage (int) rhizoctonia, heat damage, hollow heart, wet by decayed tubers, and vascular browning.

Figure 5: Cultivar varieties inspected at all fresh produce markets during Dec 2021/Jan 2022.



Others include: Up-to-date, Labadia, Avalanche, Vanderplank, Sandvelder, Markies, Apache (POWW), Almera, Fabula, Savanna, Nicola and Hertha.

Figure 6: Volumes inspected on all fresh produce markets during Dec 2021/Jan 2022.

