

Mondstuk van die Suid-Afrikaanse aartappelbedryf • Mouthpiece of the South African potato industry

CHIPS

VOL 35 NO 02 • MARCH / APRIL 2021

**BASELINE AND MARKET
DYNAMICS FOR THE
COMING SEASON**

Growing tomorrow's
producers, today

**OOS-VRYSTAATSE
DROËLANDKULTIVARPROEF
OP WARDEN 2019/2020**

Importation of French
fries takes a nosedive

Waarde van navorsing
oor blaarsiektebeheer



During January/February 2021, a total of 13 potato producing regions as well as non-producing suppliers delivered potatoes nationally to fresh produce markets.

Average percentage downgraded: **10.37%.**

Total number of bags delivered from 13 regions and non-producing suppliers and inspected on the fresh produce markets: **15 758 849**

Figure 1: Classes inspected during January/February 2021 at all fresh produce markets.

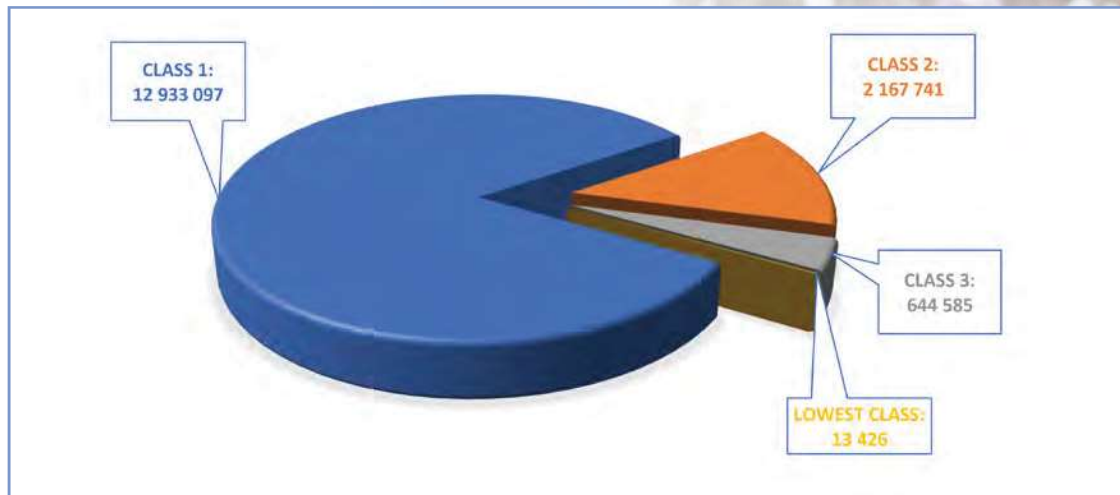


Figure 2: Potatoes downgraded (%) at all fresh produce markets during January/February 2021.

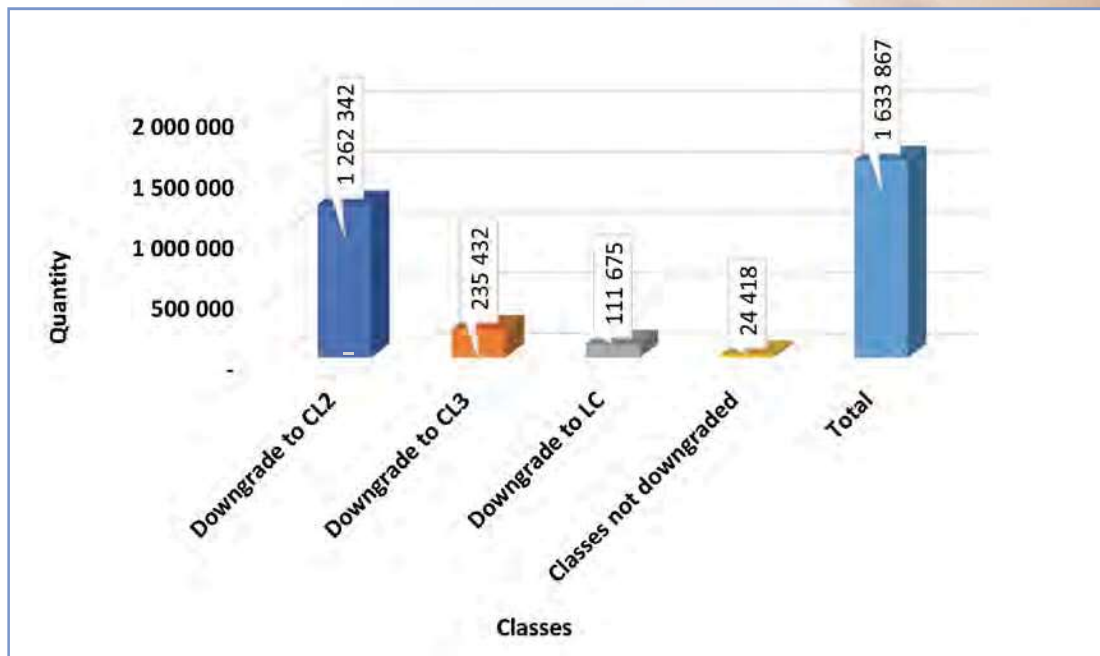


Figure 3: Potatoes downgraded (%) in all regions at fresh produce markets during January/February 2021.

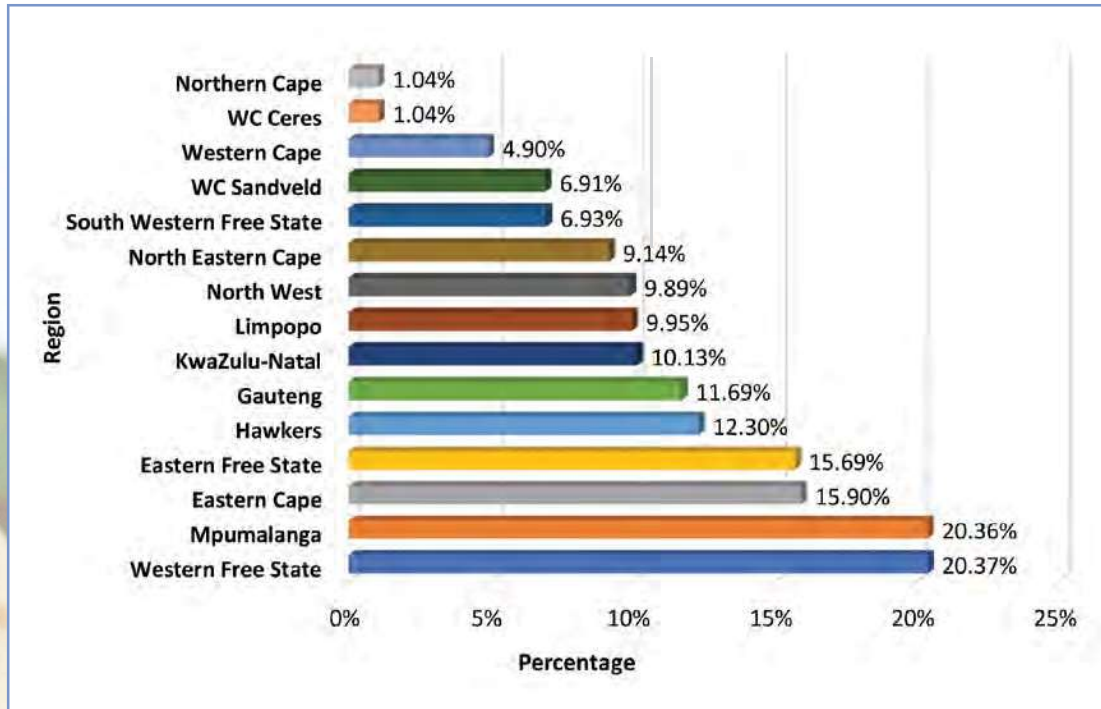
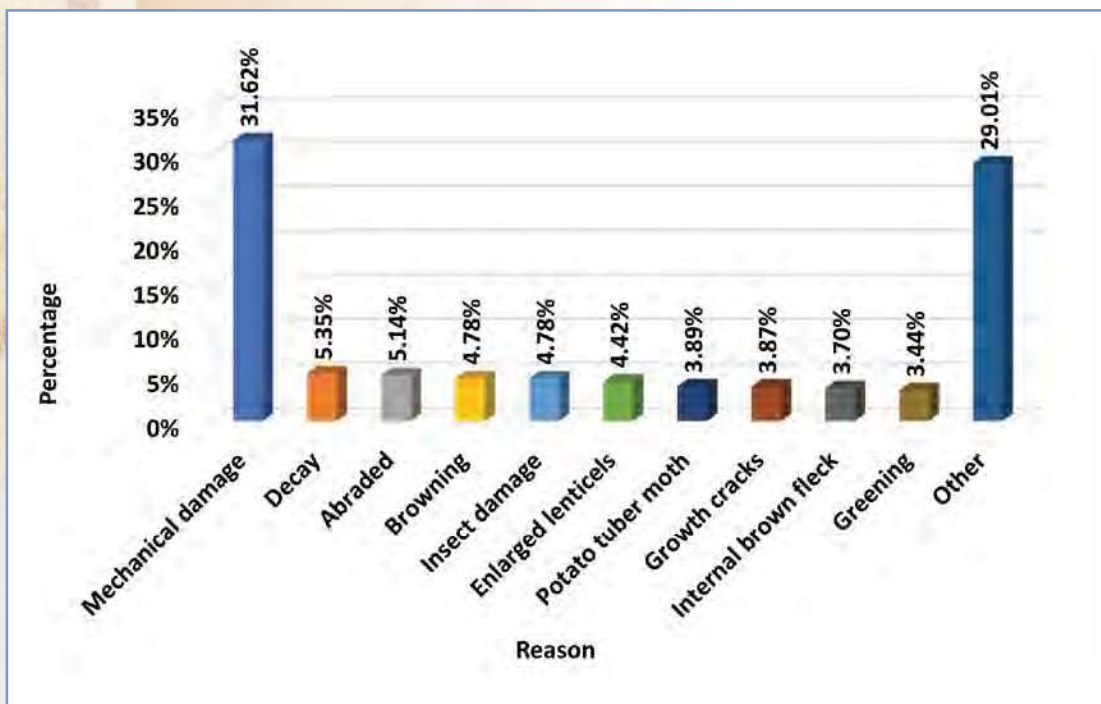
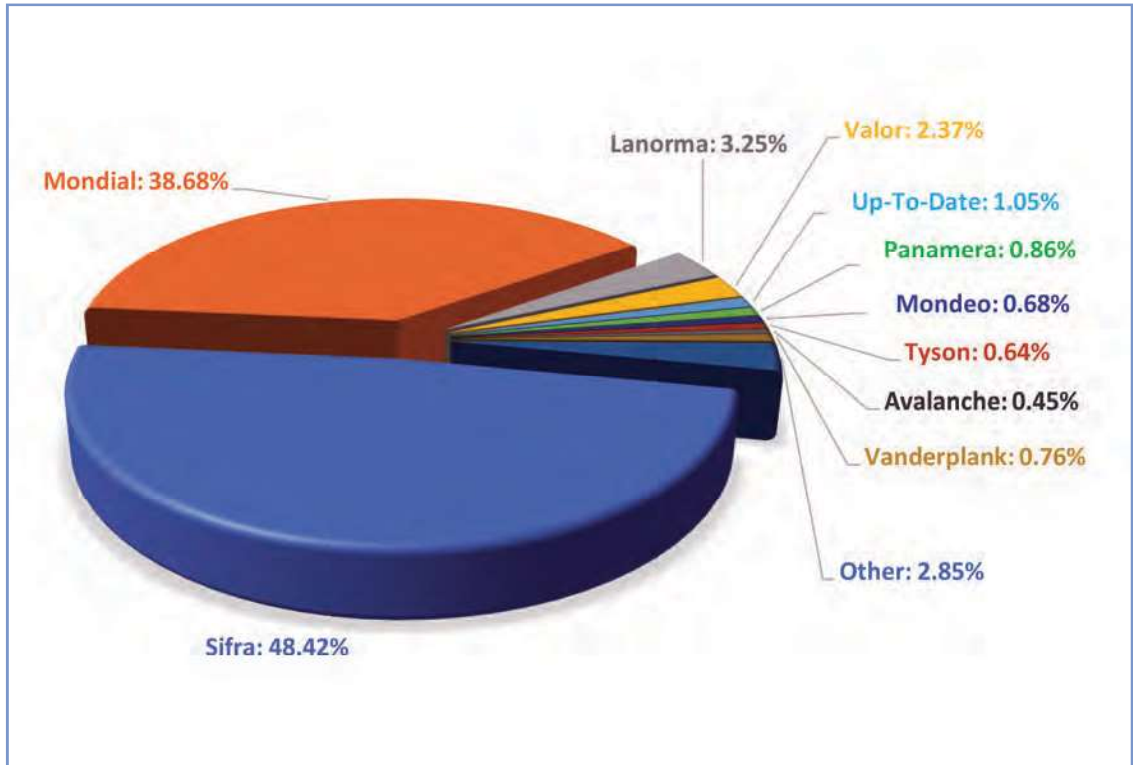


Figure 4: Reasons for downgrading in percentage (%) at all fresh produce markets during January/February 2021.



*Other causes include: Eelworm, common scab, silver scab, holl heart, soiled, malformed, dry rot, broken tubers, skin eelworm, too small, wilted, stem-end rot, watergrass, cold cracks, appearance, soiled by decay, heat damage, too big, glassiness, unspecified defects, sprouted, rhizoctonia, foreign matter, cold damage, vascular browning, powdery scab, and anthracnose.

Figure 5: Cultivars inspected in percentage (%) at all fresh produce markets during January/February 2021.



*Others include: Savana, Taisya, Almera, Hertha, Inovator, Markies, BP1, Alison, Ami, El Mundo, Nicola, and Daisy.

Figure 6: Volumes inspected on all fresh produce markets during January/February 2021.

