

Mondstuk van die Suid-Afrikaanse aartappelbedryf • Mouthpiece of the South African potato industry

CHIPS

VOL 35 NO 04 • JULY / AUGUST 2021

**COVER CROPS AND NEMATODE
MANAGEMENT: TOLERANCE TO
MELOIDOGYNE ENTEROLOBII**

Pesticide maximum residue
limits and market access

**WES-VRYSTAATSE KULTIVARPROEF
ONDER BESPROEING
OP BULTFONTEIN**

Tendense op
varsproduktemarkte

PSA small grower development
programme in Limpopo

During May 2021, a total of 14 potato producing regions as well as non-producing suppliers delivered potatoes nationally to fresh produce markets.



Note that this issue's report contains only one month's data, due to the magazine stepping into its correct frequency deadlines. In the next issue of CHIPS, the Prokon News page will again be in its usual format with two months' worth of data.

Average percentage downgraded: **9.99%.**

Total number of bags delivered from 14 regions and non-producing suppliers and inspected on the fresh produce markets: **8 027 458.**

Figure 1: Classes inspected during May 2021 at all fresh produce markets.

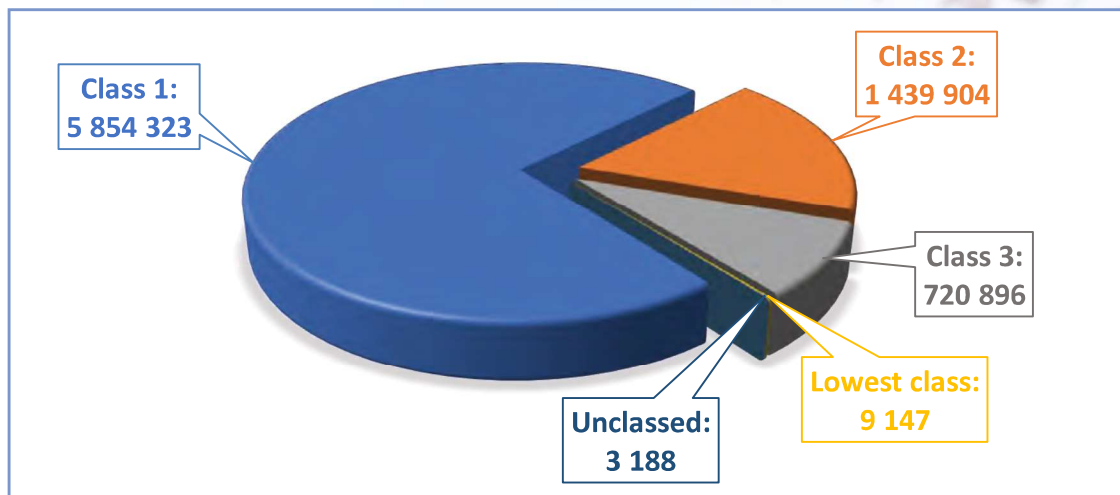


Figure 2: Potatoes downgraded in percentage (%) at all fresh produce markets during May 2021.

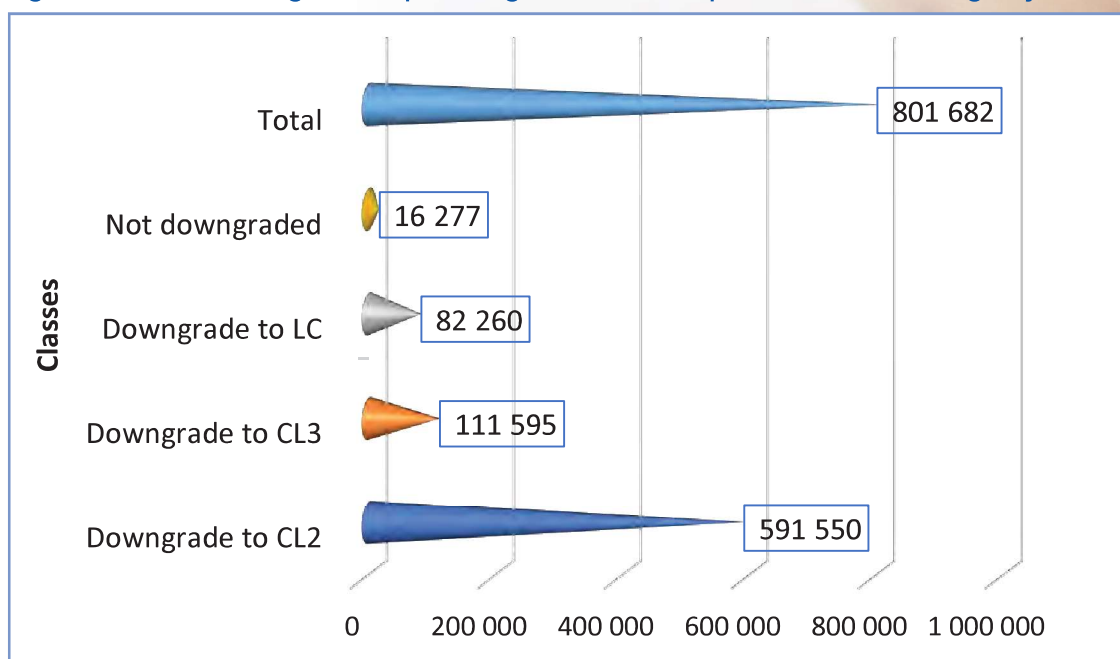


Figure 3: Potatoes downgraded (%) in all regions at fresh produce markets during May 2021.

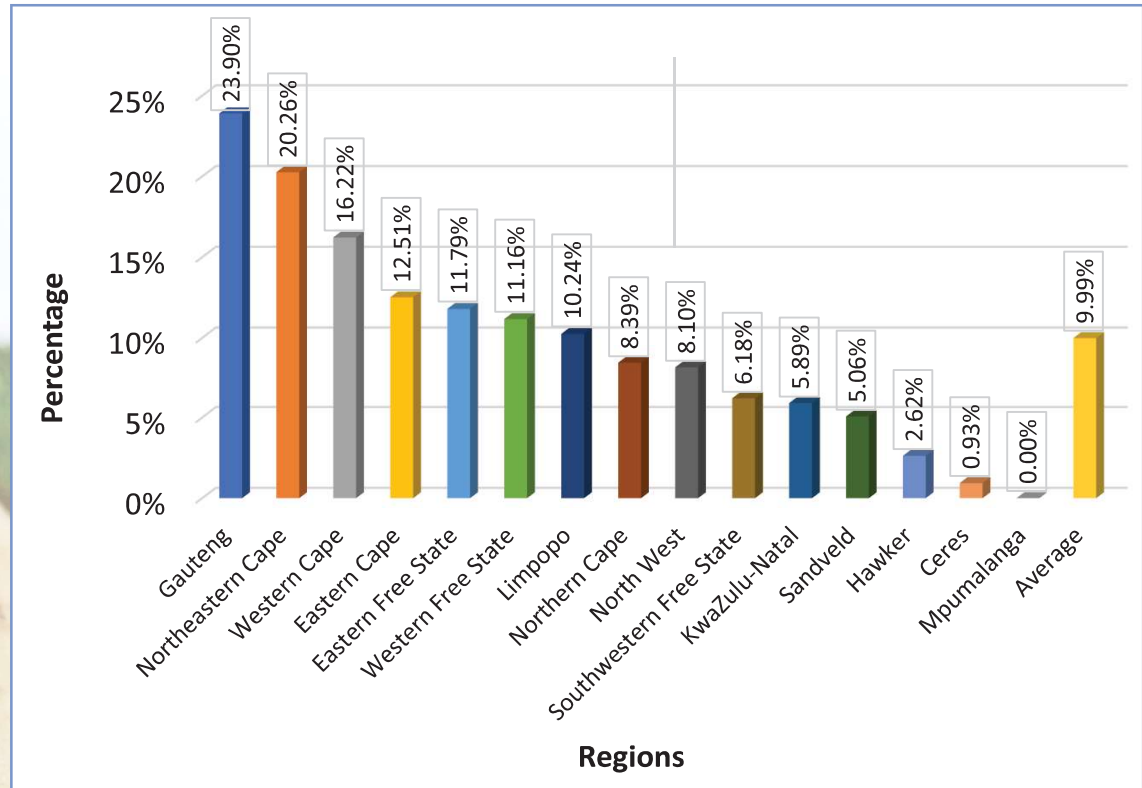
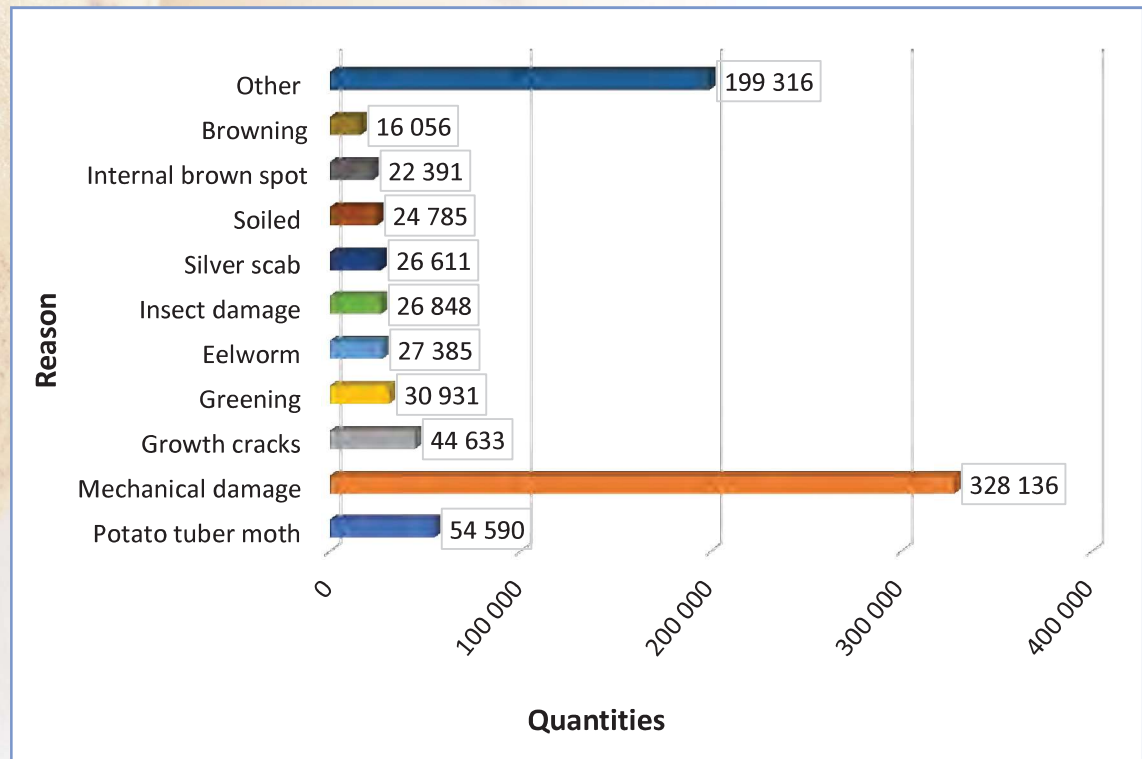
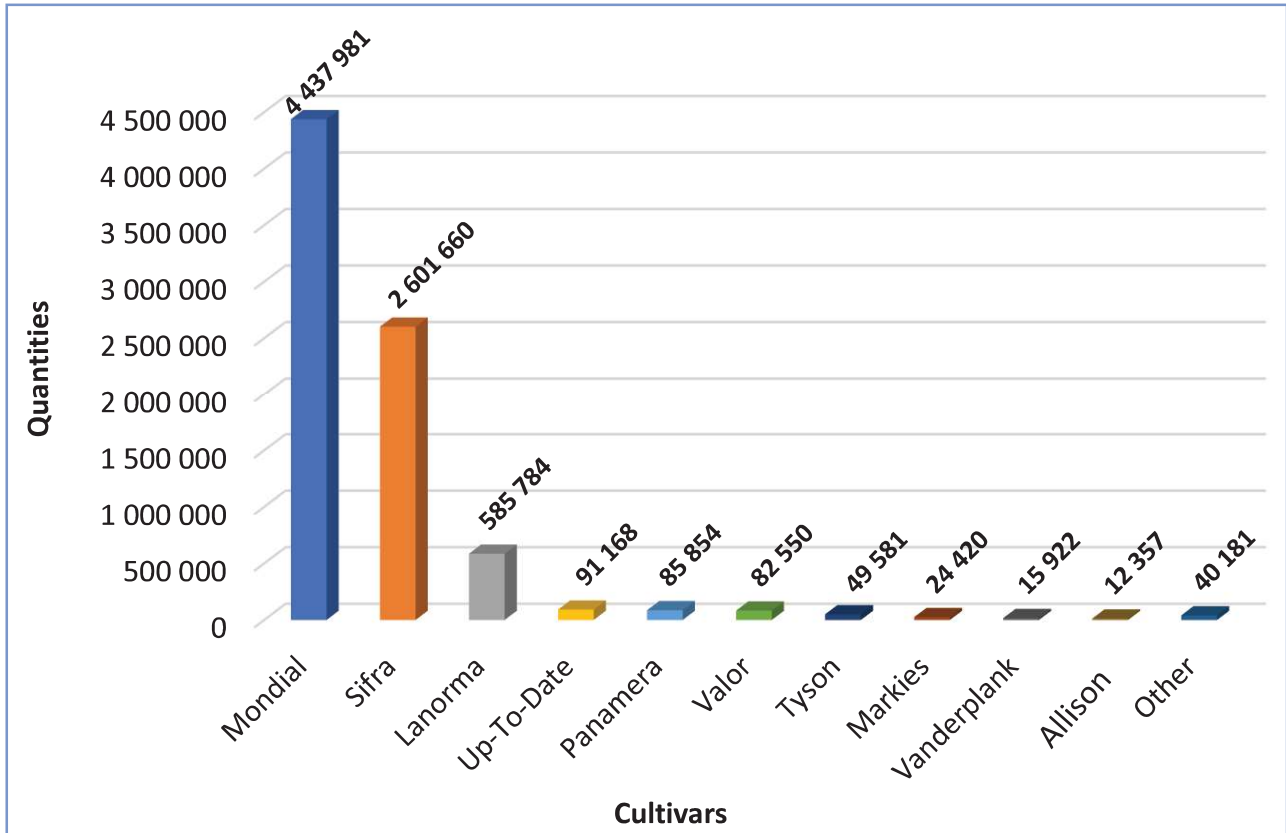


Figure 4: Reasons for downgrading in percentage (%) at all fresh produce markets during May 2021.



Others include: Common scab, malformed, stem-end rot, enlarged, lenticels, decay, abraded, skin eelworm, appearance, hollow heart, dry rot, wilted, anthracnose, broken tubers, sprouted, water grass, rhizoctonia, too small, cold cracks, and powdery scab.

Figure 5: Cultivars inspected (%) at all fresh produce markets during May 2021.



*Others include: Savanna, Taisya, Almera, Hertha, Innovator, Markies, BP1, Ami, El Mundo, Nicola and Daisy.

Figure 6: Volumes inspected on all fresh produce markets during May 2021.

