



# Weekly Market Information

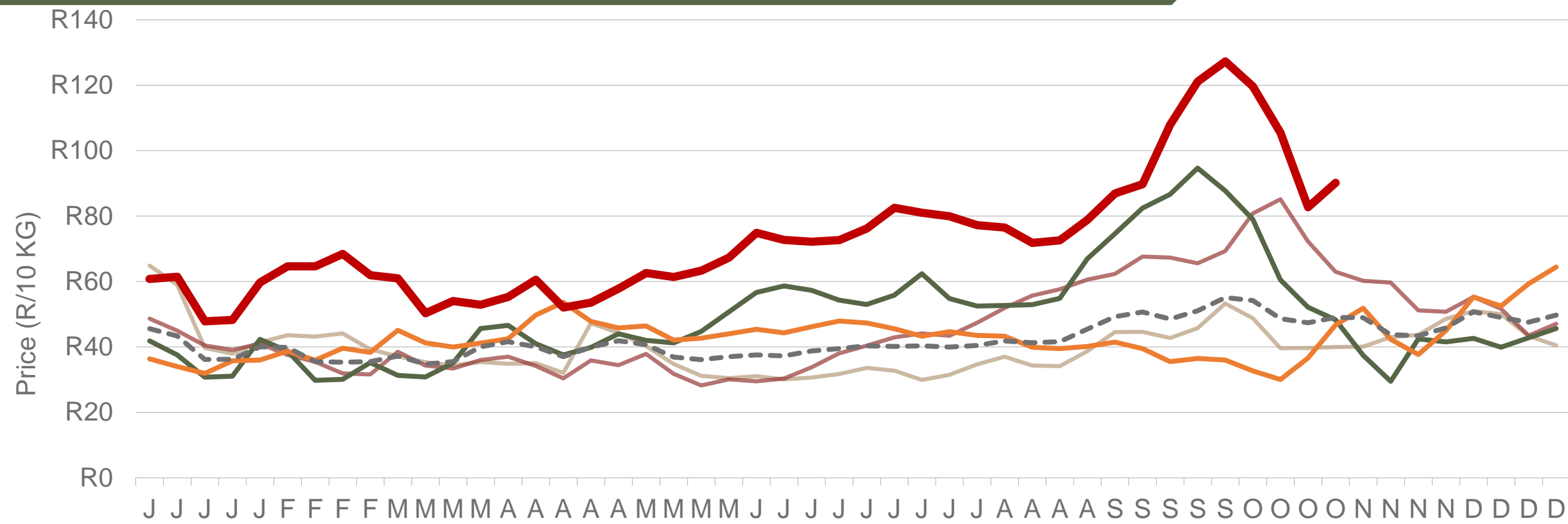
03 November 2023



Potatoes  
Aartappels SA

[www.potatoes.co.za](http://www.potatoes.co.za)

# Average weekly price – all markets & all classes





— 2019    — 2020    — 2021    — 2022    — 2023    - - - 5-year average



Number of bags sold

**2%**

(Week on Week)



Average weekly price

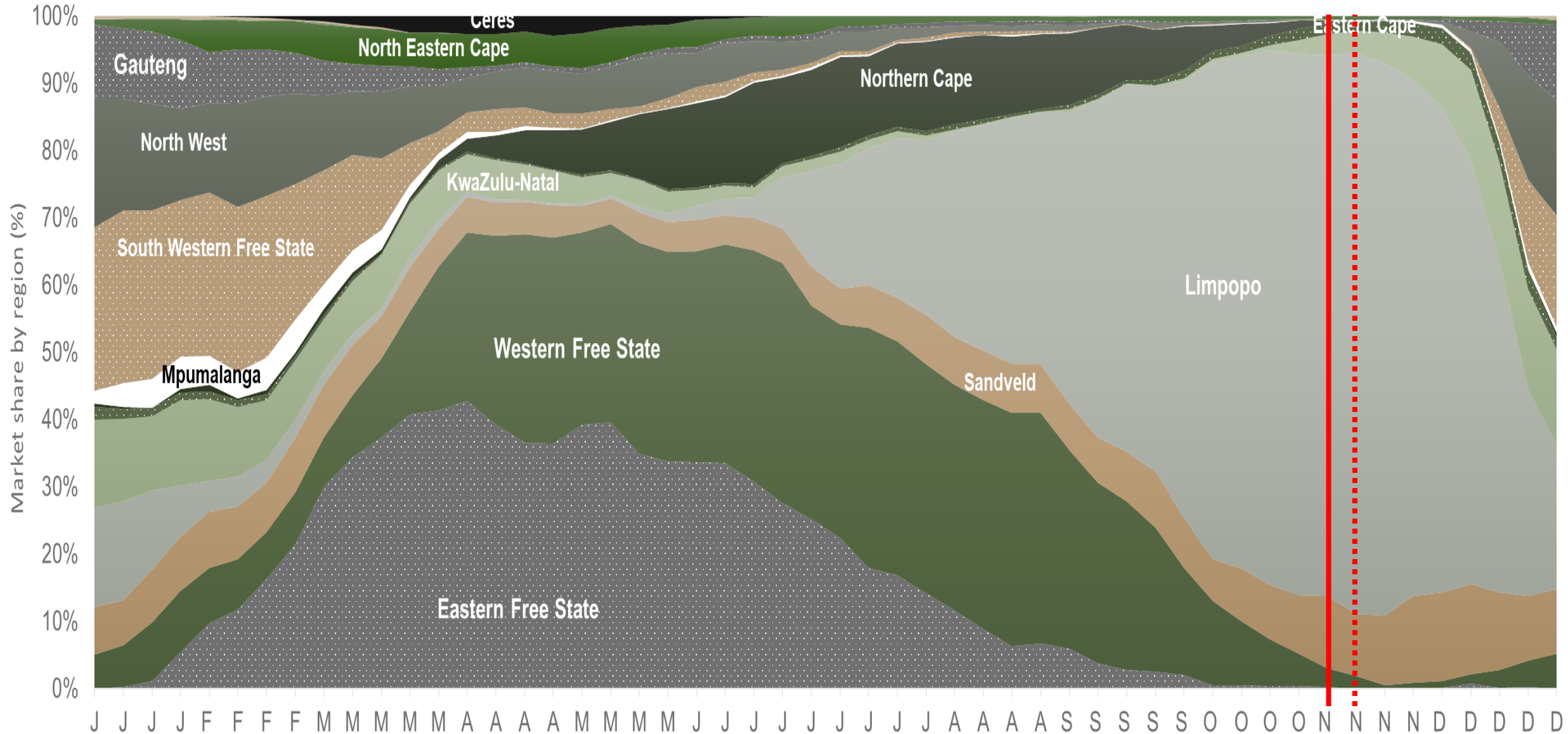
**9%**

(Week on week)



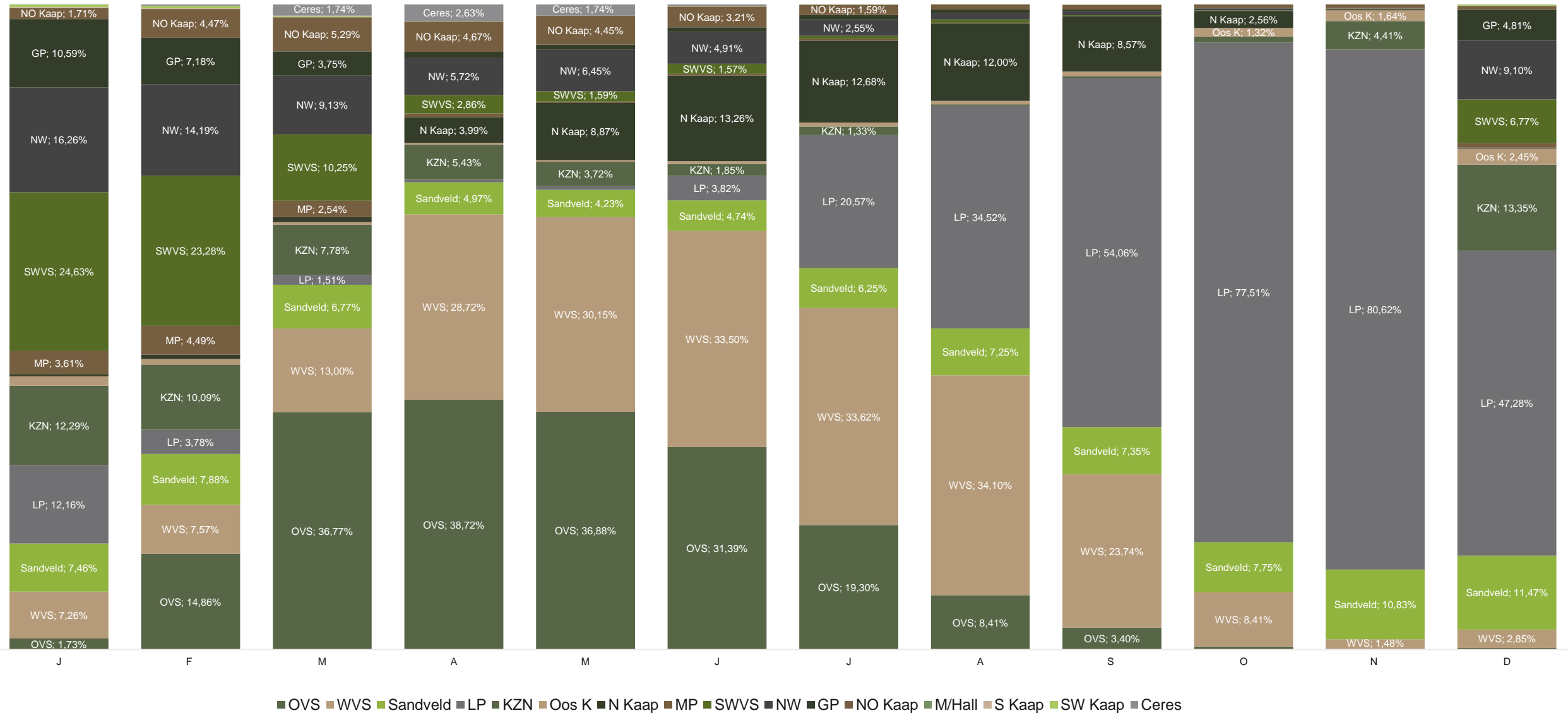
Data disclaimer: Potatoes SA does not take responsibility for the accuracy or interpretation of company data re-purposed by 3rd parties

# Market share of regions on fresh produce markets



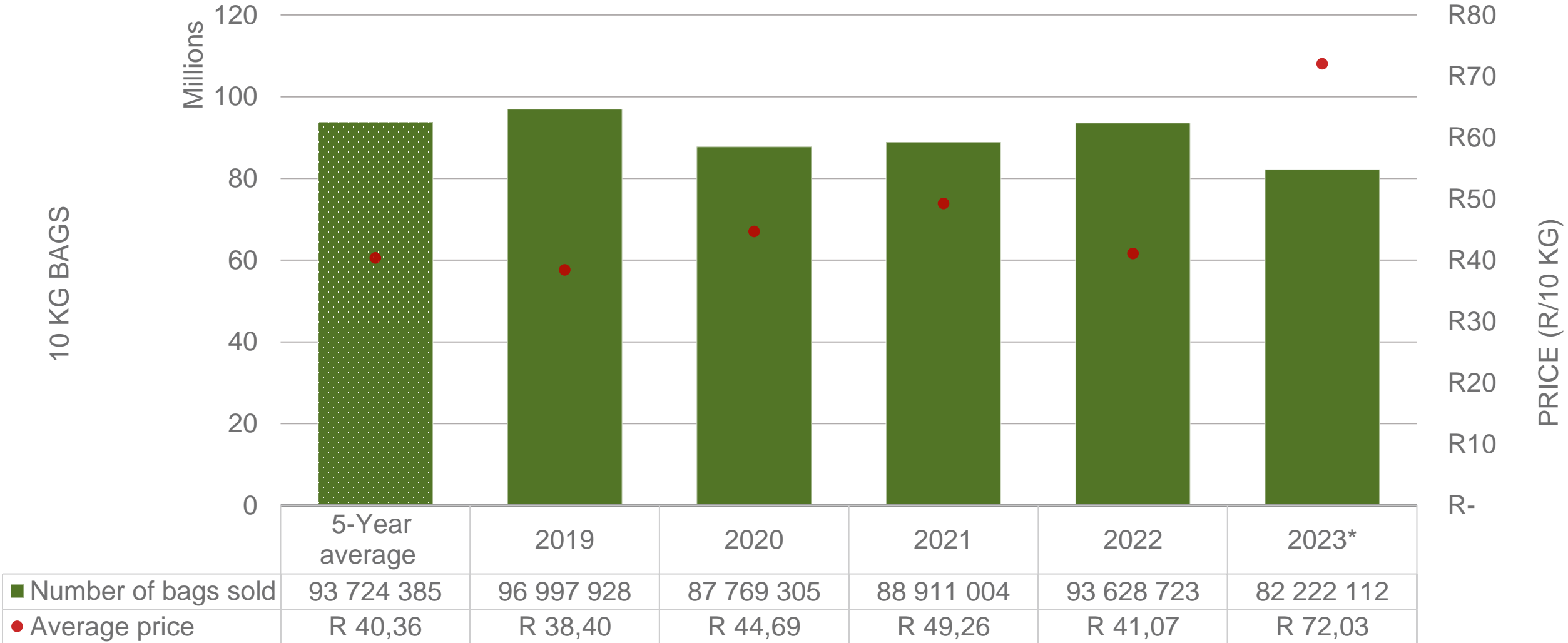
Data disclaimer: Potatoes SA does not take responsibility for the accuracy or interpretation of company data re-purposed by 3rd parties

# Market share of regions on fresh produce markets



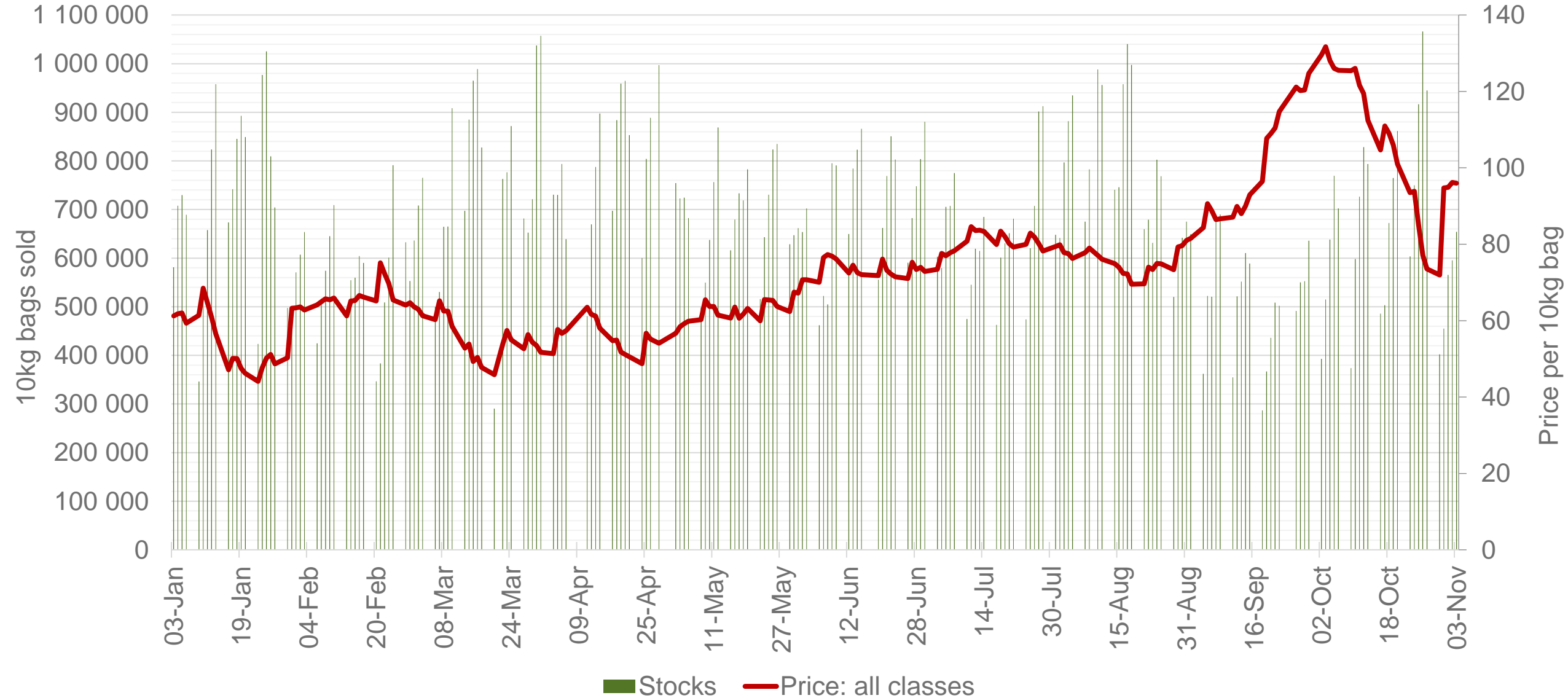
Data disclaimer: Potatoes SA does not take responsibility for the accuracy or interpretation of company data re-purposed by 3rd parties

# Cumulative total number of 10 kg bags sold on markets: First 44 weeks of the year 2023

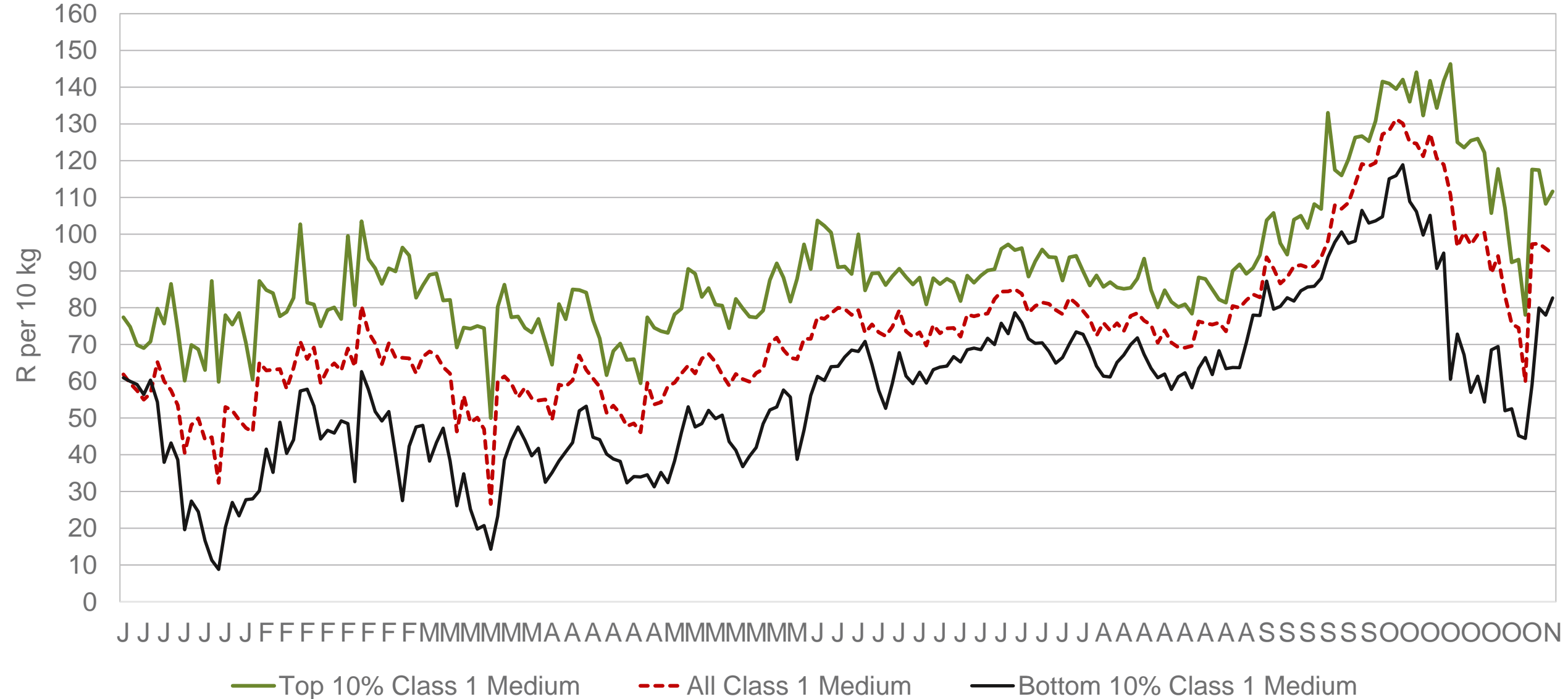


Sold 11 502 273 bags **less** than the **5-year average** (2018 to 2022) of the first 44 weeks of each year

# RSA daily Price versus Daily Available stocks (all classes & all sizes)

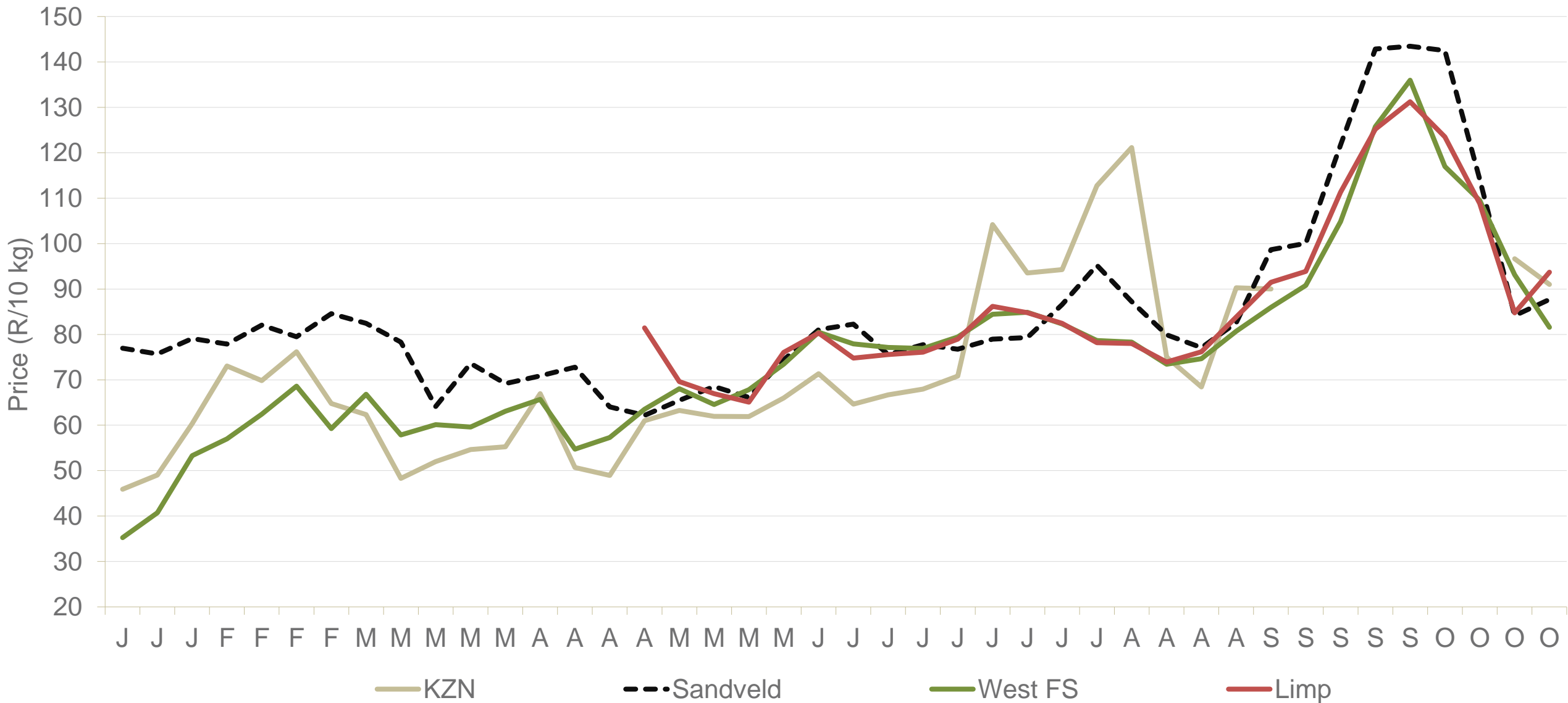


# JHB market daily : Top 10% versus Bottom 10% prices – Class 1 Medium (Since January 2023)



Data disclaimer: Potatoes SA does not take responsibility for the accuracy or interpretation of company data re-purposed by 3rd parties

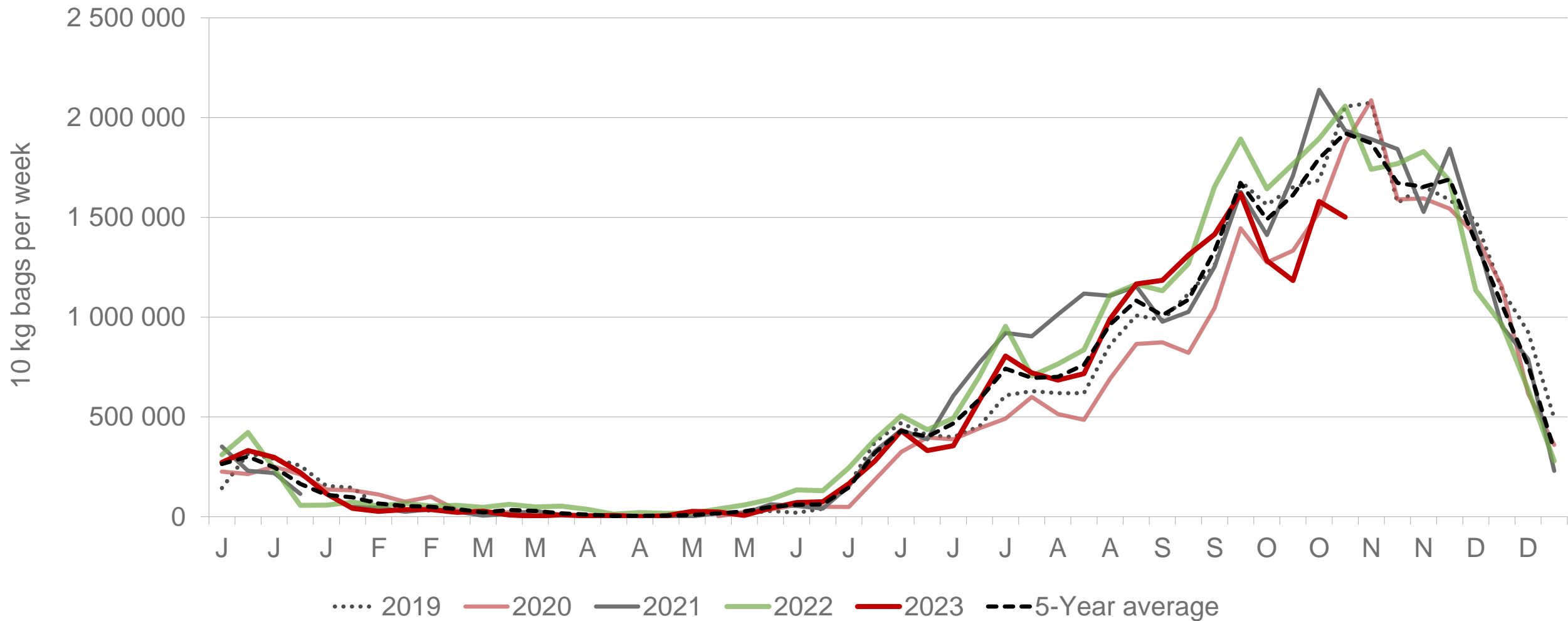
# Average Class 1 Medium prices in regions



Data disclaimer: Potatoes SA does not take responsibility for the accuracy or interpretation of company data re-purposed by 3rd parties

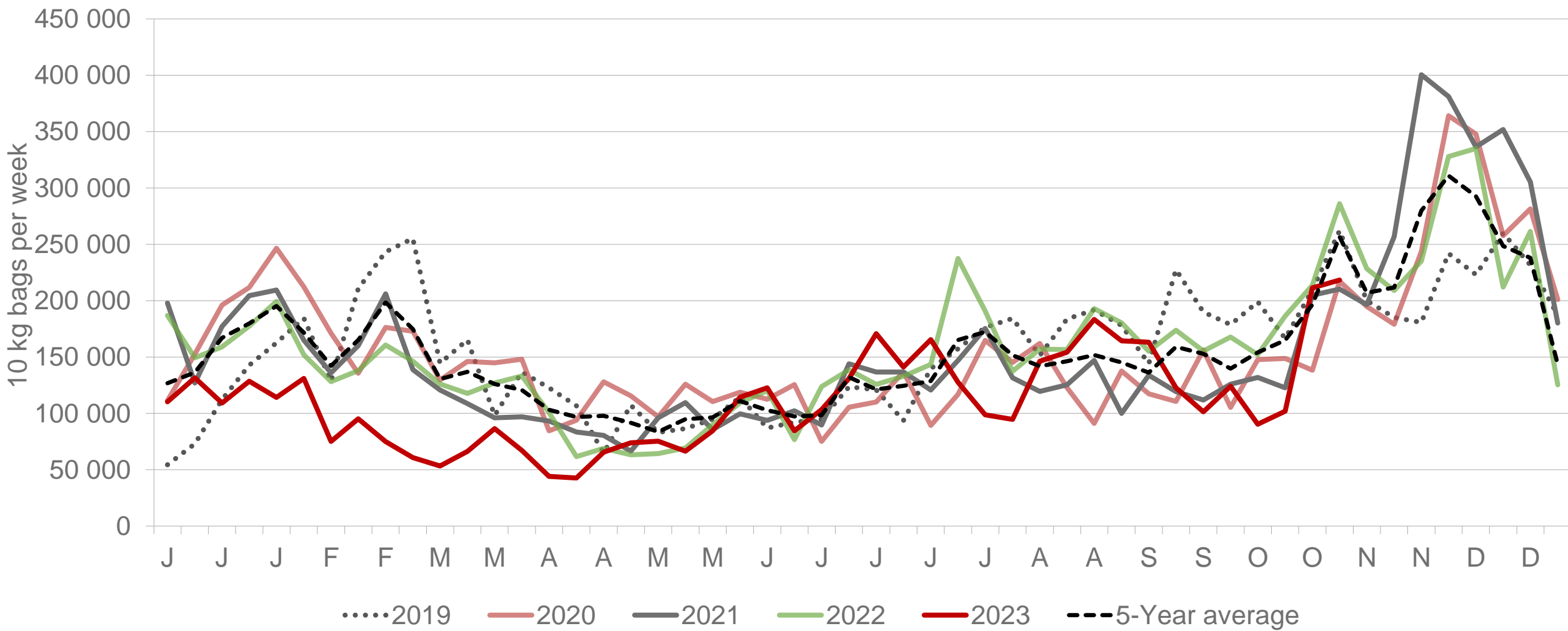


# Limpopo: Amount of 10 kg bags per week sold on FPMs (all classes)



Sold 16% bags **less** than the same period of 2022 and 936 385 bags **less** than the **5-year average** (2018 to 2022) of the first 44 weeks of each year.

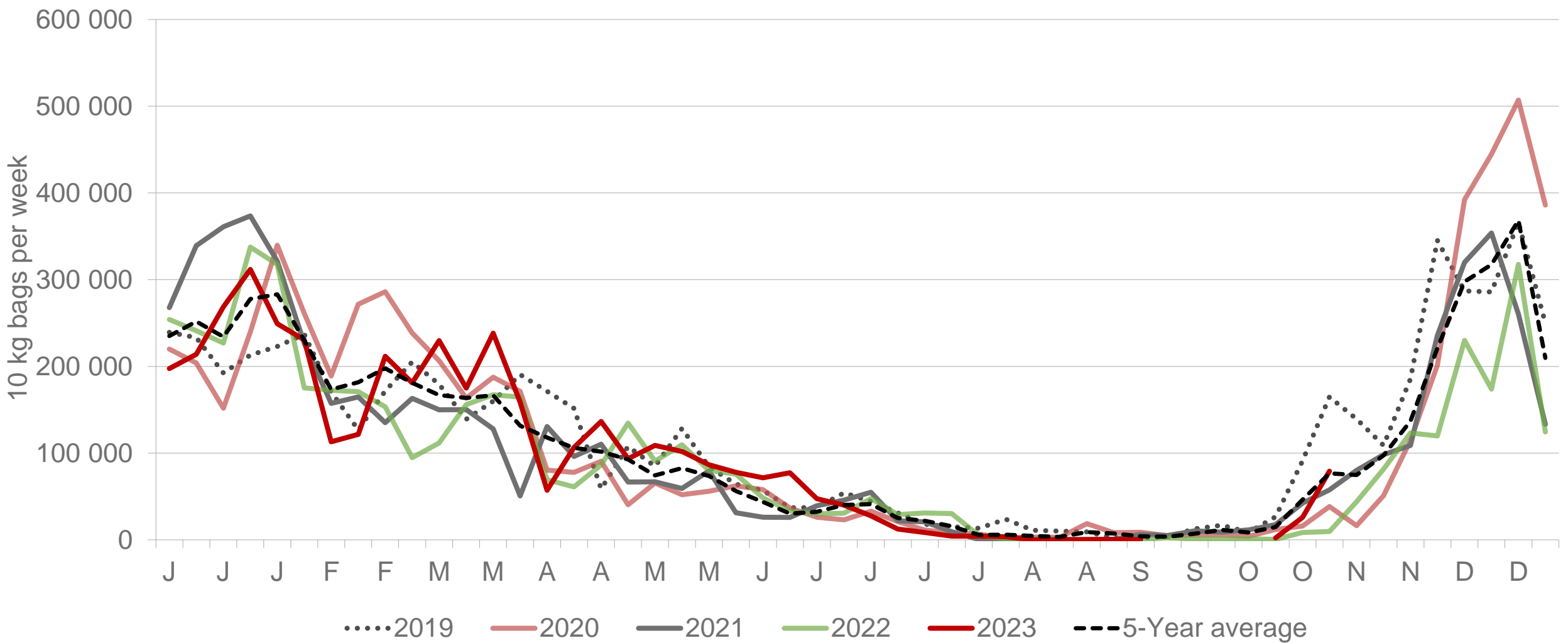
# Sandveld: Amount of 10 kg bags per week sold on FPMs (all classes)



Sold 23% bags **less** than the same period of 2022 and 1 293 429 bags **less** than the **5-year average** (2018 to 2022) of the first 44 weeks of each year.

*Data disclaimer: Potatoes SA does not take responsibility for the accuracy or interpretation of company data re-purposed by 3rd parties*

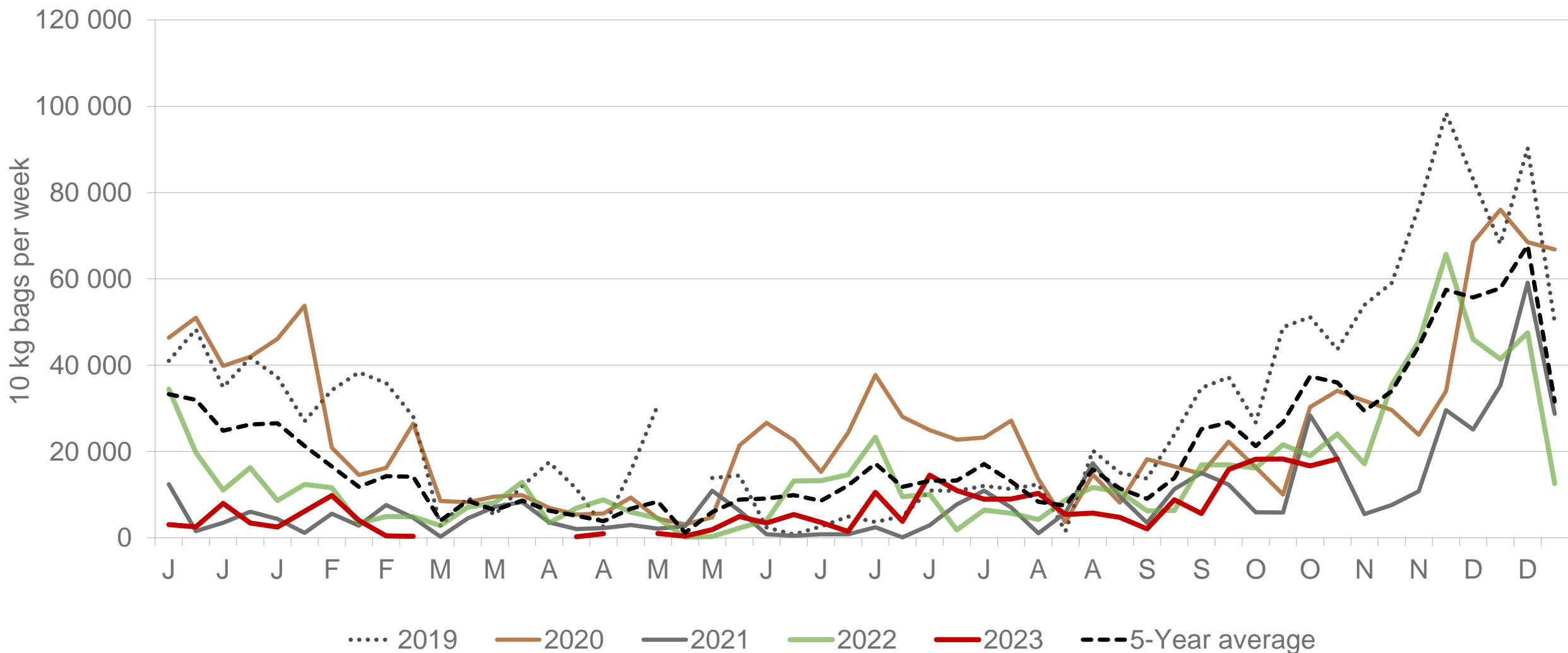
# KwaZulu-Natal: Amount of 10 kg bags per week sold on FPMs (all classes)



Sold 8% bags **more** than the same period of 2022 and 37820 bags **more** than the **5-year average** (2018 to 2022) of the first 44 weeks of each year.

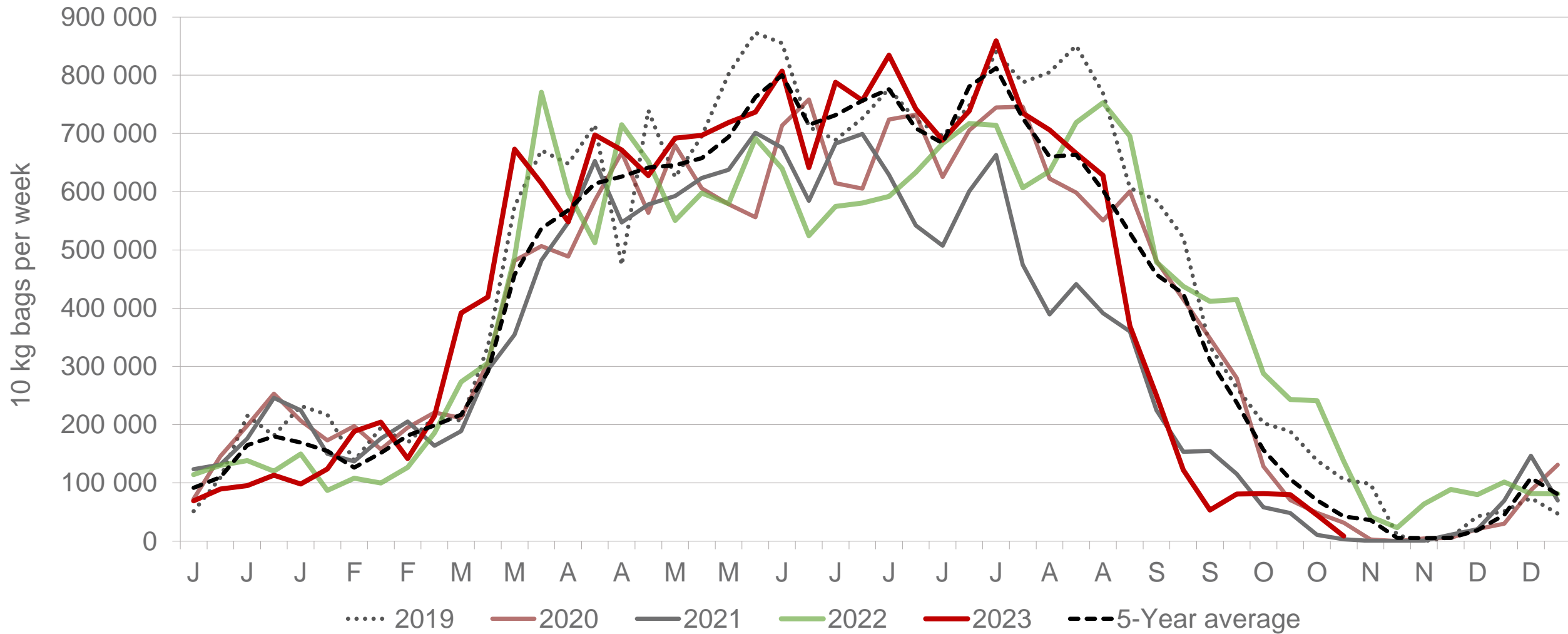
*Data disclaimer: Potatoes SA does not take responsibility for the accuracy or interpretation of company data re-purposed by 3rd parties*

# Eastern Cape: Amount of 10 kg bags per week sold on FPMs (all classes)



Sold 45% bags **less** than the same period of 2022 and 407 600 bags **less** than the **5-year average** (2018 to 2022) of the first 44 weeks of each year.

# Western Free State : Amount of 10 kg bags per week sold on FPMs (all classes)



Sold 1% bags **less** than the same period of 2022 and 799 630 bags **less** than the **5-year average** (2018 to 2022) of the first 44 weeks of each year.

# Average weekly prices and volumes for 10 kg bags of potatoes sold on selected markets from selected production regions



Limpopo										Sandveld		KwaZulu-Natal				All Regions	
JOH		PRE		DUR		SPR		KLE		CAP		DUR		PIE		All Markets	
Volume 10kg	Prices R/10kg	Volume 10kg	Prices R/10kg	Volume 10kg	Prices R/10kg	Volume 10kg	Prices R/10kg	Volume 10kg	Prices R/10kg	Volume 10kg	Prices R/10kg	Volume 10kg	Prices R/10kg	Volume 10kg	Prices R/10kg	Volume 10kg	Prices R/10kg
132 678	116,87	62 735	114,15	10 083	103,10	17 784	105,11	11 175	111,93	21 938	93,91	14 215	104,57	4 251	93,23	327 637	111,52
171 883	103,62	84 883	100,94	25 199	99,02	27 485	88,21	19 045	96,89	46 096	88,41	11 971	100,23	9 663	79,22	468 670	98,84
209 797	93,71	69 646	87,22	32 832	91,95	27 046	73,97	16 219	83,83	49 212	83,95	18 904	93,92	2 296	83,17	497 778	89,42
81 644	69,96	21 239	60,48	12 175	69,84	9 530	60,74	4 340	66,00	20 524	66,39	2 695	69,90	2 940	60,82	179 694	68,63
60 957	85,63	19 192	69,81	11 418	78,99	6 242	68,74	2 637	75,40	3 946	82,87	648	74,70	2 063	79,81	120 217	79,94
1 527	121,16	-	-	-	-	-	-	-	-	-	-	-	-	-	-	1 527	121,16
34 286	51,30	-	-	-	-	-	-	-	-	-	-	-	-	-	-	34 411	51,22
-	-	-	-	-	-	-	-	-	-	-	-	-	-	-	-	-	-
11 792	106,94	8 209	105,86	966	104,69	2 604	99,58	1 245	110,56	4 175	77,67	882	82,39	446	90,50	41 391	93,90
18 200	94,54	12 527	97,60	2 047	94,20	2 317	105,29	547	103,18	8 660	72,76	1 540	70,37	523	83,25	51 734	90,76
18 237	84,40	8 974	78,99	4 470	76,00	2 856	78,83	508	80,71	9 433	68,83	372	44,27	853	69,64	57 925	77,62
4 752	57,12	1 701	45,99	4 658	55,91	113	59,91	530	45,06	3 233	50,93	824	47,86	231	60,00	17 700	54,19
1 962	74,08	2 601	57,06	3 135	68,45	845	74,05	-	-	362	54,40	-	-	110	70,00	10 620	64,22
335	110,00	-	-	-	-	-	-	-	-	-	-	-	-	-	-	335	110,00
143	39,09	-	-	-	-	-	-	-	-	-	-	-	-	-	-	1 190	34,27
-	-	-	-	-	-	-	-	-	-	-	-	-	-	-	-	-	-
1 492	92,50	1 058	83,02	-	-	417	88,00	-	-	1	60,00	-	-	-	-	4 353	77,41
2 899	74,20	3 614	65,00	96	87,71	24	50,92	50	60,00	-	-	-	-	-	-	6 783	69,15
7 337	71,38	3 062	67,15	260	64,58	495	68,43	300	31,00	521	51,71	440	43,50	608	67,86	16 731	68,07
1 184	67,44	398	61,47	102	30,00	16	75,00	-	-	-	-	-	-	-	-	1 716	63,50
-	-	-	-	-	-	-	-	-	-	-	-	-	-	-	-	-	-
-	-	-	-	-	-	-	-	-	-	-	-	-	-	-	-	-	-
-	-	15	30,00	-	-	-	-	-	-	-	-	-	-	-	-	15	30,00
-	-	60	50,00	-	-	-	-	-	-	-	-	-	-	-	-	60	50,00
-	-	528	39,22	-	-	-	-	-	-	-	-	-	-	71	55,00	599	41,09
-	-	293	37,88	-	-	204	24,37	-	-	-	-	-	-	-	-	497	32,34
-	-	218	44,44	-	-	-	-	-	-	-	-	-	-	-	-	218	44,44
761 325	94,31	311 518	91,45	112 824	85,80	101 469	81,95	57 756	91,08	178 696	80,15	53 367	93,69	25 708	77,10	1 885 787	90,20

Data disclaimer: Potatoes SA does not take responsibility for the accuracy or interpretation of company data re-purposed by 3rd parties

# % sales on FPMs per region based on archived production characteristics

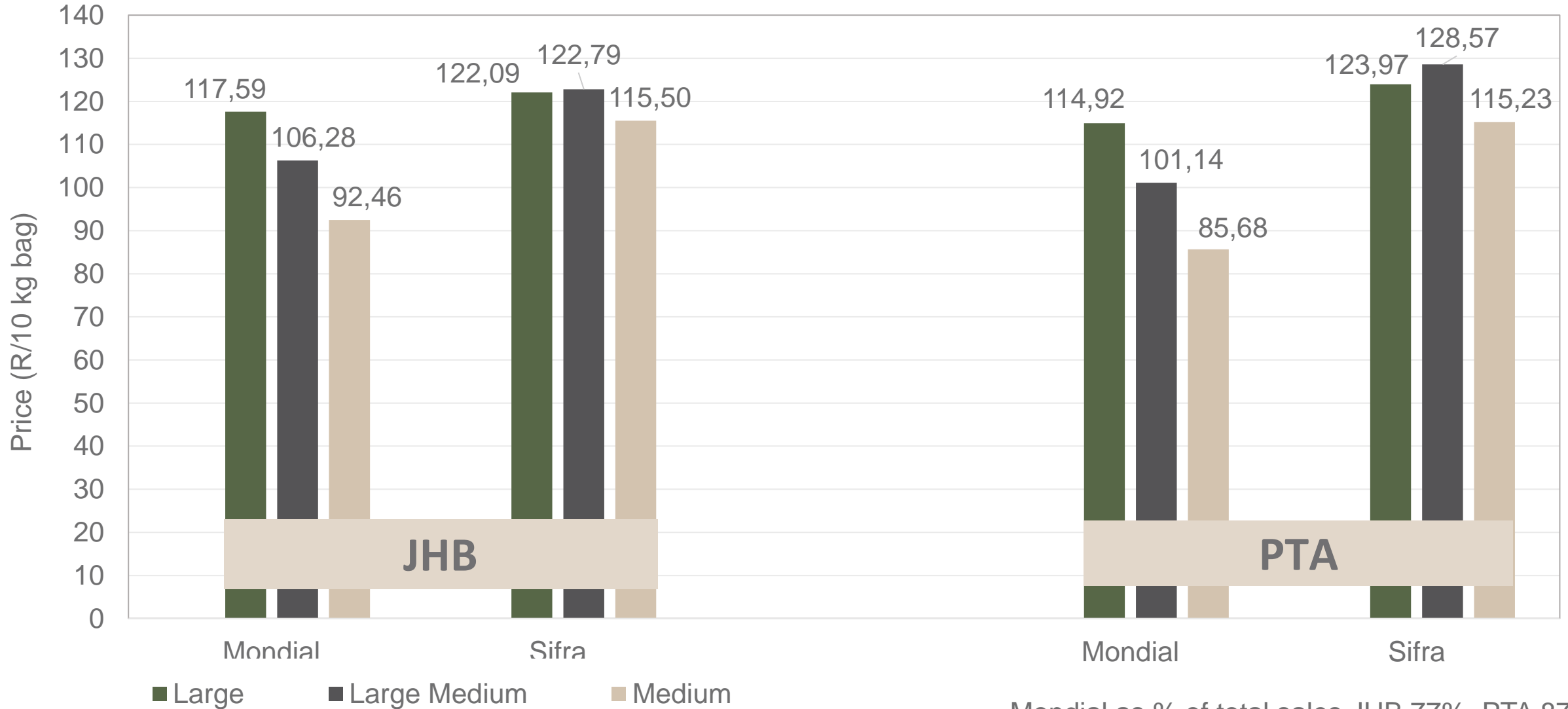


**Period:** Friday, 06 January 2023 to Friday, 03 November 2023

Region	2023 to date % sales of estimated yearly sales on FPMs	% sales Same period previous year
Limpopo	80,3%	70,3%
Sandveld	63,0%	77,8%
Western FS	94,4%	97,2%
KwaZulu Natal	76,2%	75,6%

*Data disclaimer: Potatoes SA does not take responsibility for the accuracy or interpretation of company data re-purposed by 3rd parties*

# PTA & JHB markets: Average Prices - Different Sizes (only 10 kg bags)

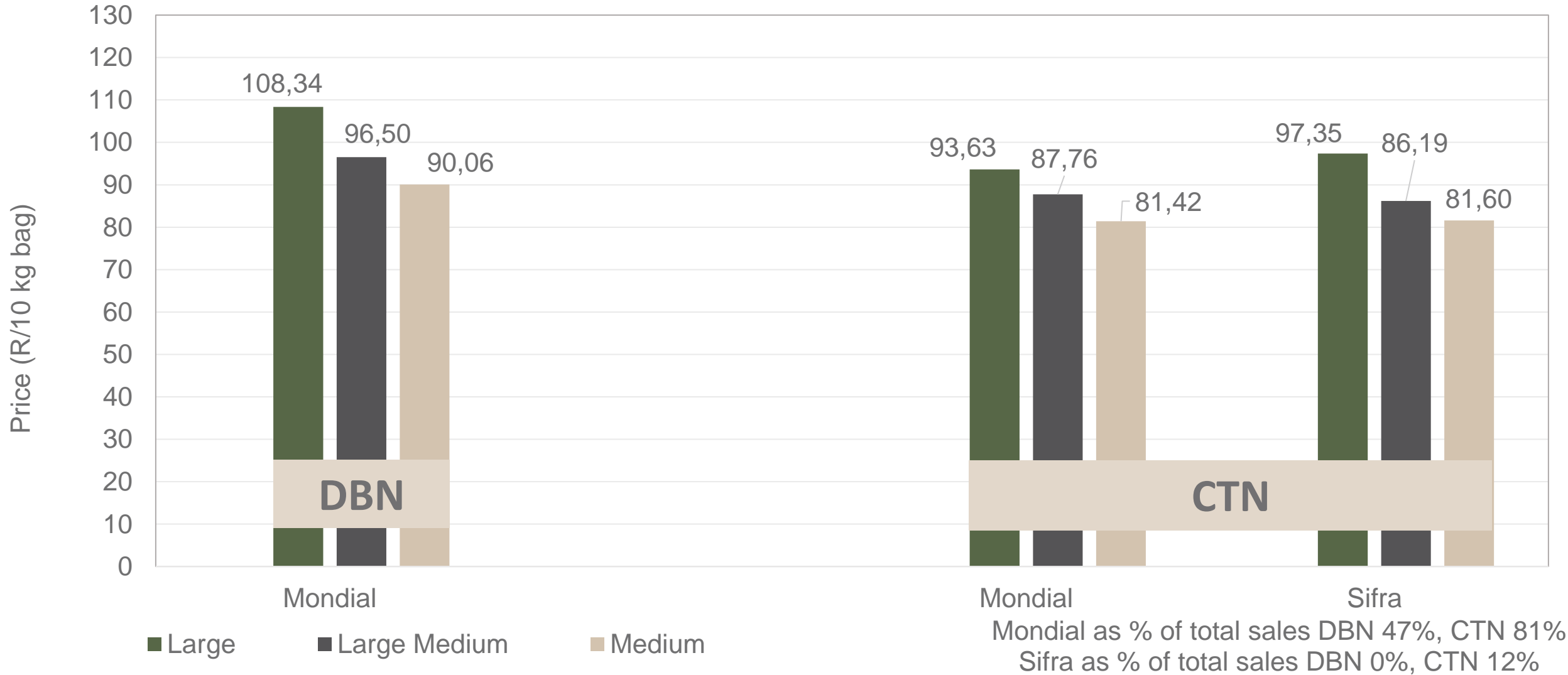


Mondial as % of total sales JHB 77%, PTA 87%  
 Sifra as % of total sales JHB 3%, PTA 1%

*Data disclaimer: Potatoes SA does not take responsibility for the accuracy or interpretation of company data re-purposed by 3rd parties*



# DBN & CTN markets: Average Prices - Different Sizes (only 10 kg bags)



# Hectares planted to date for season 2023 versus 2022

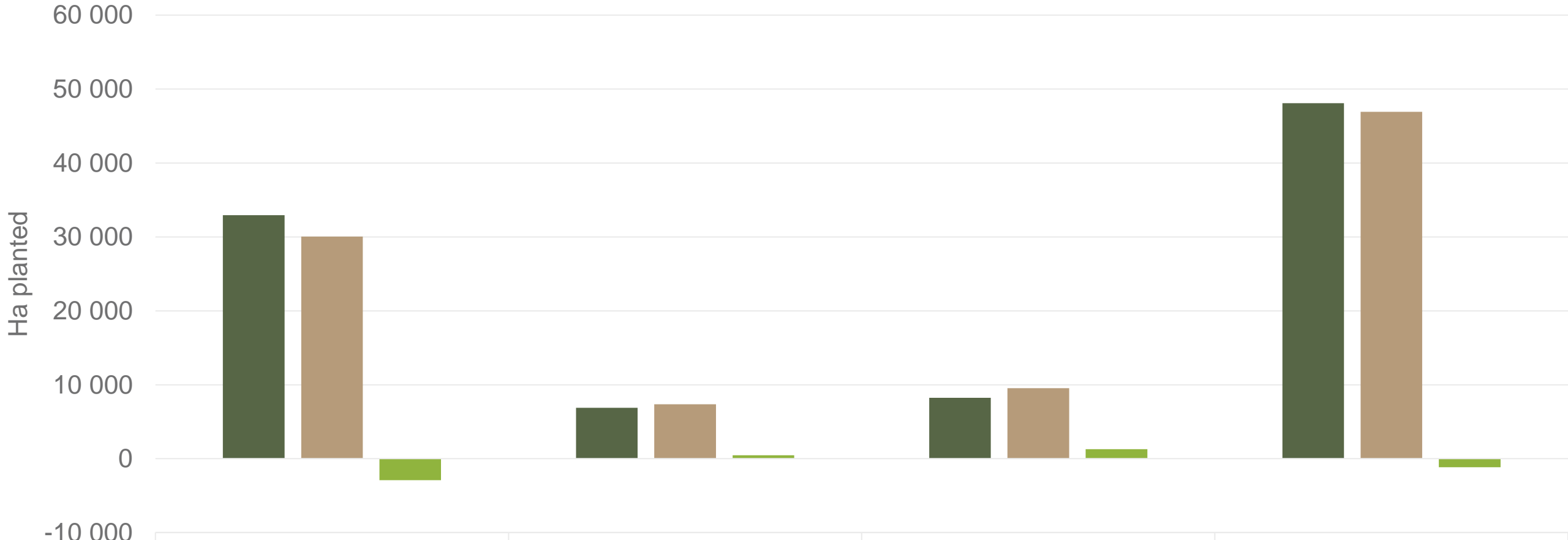


	Table	Process	Seed	Total
■ 2022	32 948	6 896	8 244	48 088
■ 2023	30 044	7 353	9 533	46 931
■ Changes	-2 904	457	1 289	-1 157


Regions finished planting: Northern Cape early, North West main, Eastern Free State main, Ceres main, North Eastern Cape, KZN summer, Northern Cape main \* To be confirmed, Western FS, North West late \*To be confirmed, Sandveld summer, Limpopo early and South Western Free State harvest


**Data disclaimer: Potatoes SA does not take responsibility for the accuracy or interpretation of company data re-purposed by 3rd parties**


# Thank you for your time

Feel free to contact us

 [dikgetho@potatoes.co.za](mailto:dikgetho@potatoes.co.za)  
[lynne@potatoes.co.za](mailto:lynne@potatoes.co.za)

 +27 (0)12 349 1906

 6 De Havilland Crescent  
Persequor Techno Park  
Persequor Park  
Pretoria

 [www.potatoes.co.za](http://www.potatoes.co.za)



Potatoes  
Aartappels SA