



# Weekly Market Information

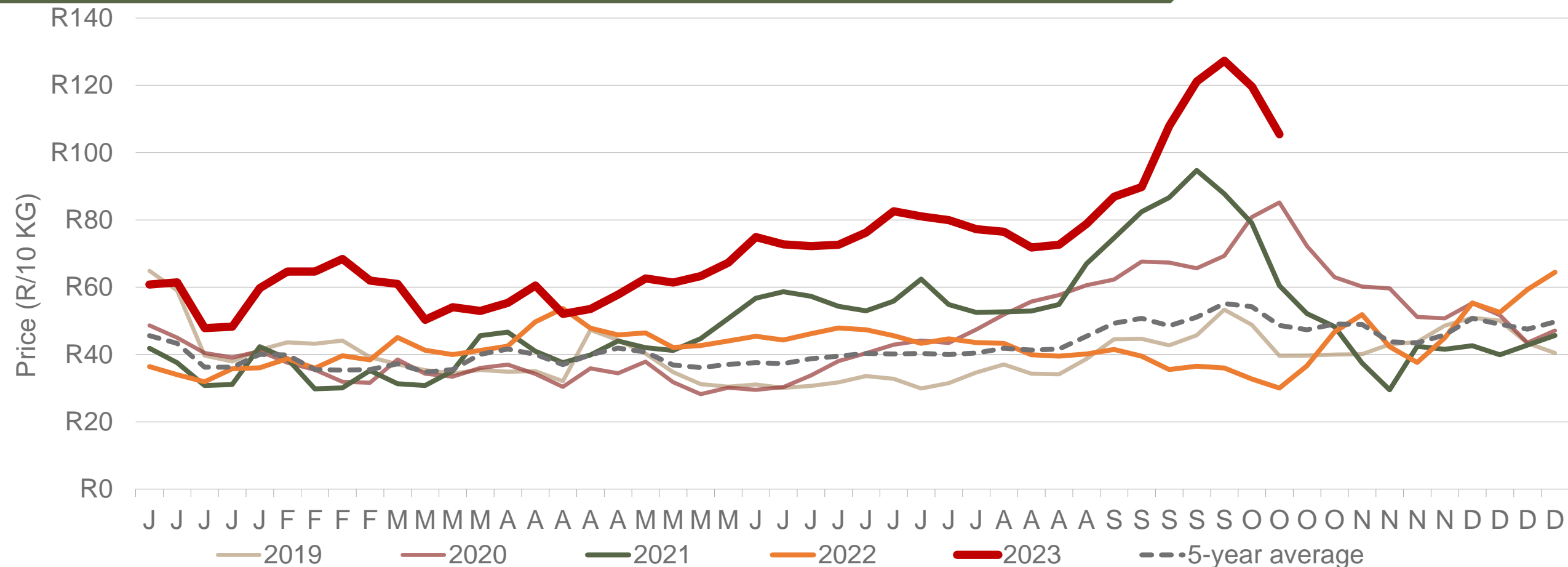
20 October 2023



Potatoes  
Aartappels SA

[www.potatoes.co.za](http://www.potatoes.co.za)


# Average weekly price – all markets & all classes



Number of bags sold

**7%**

(Week on Week)



Average weekly price

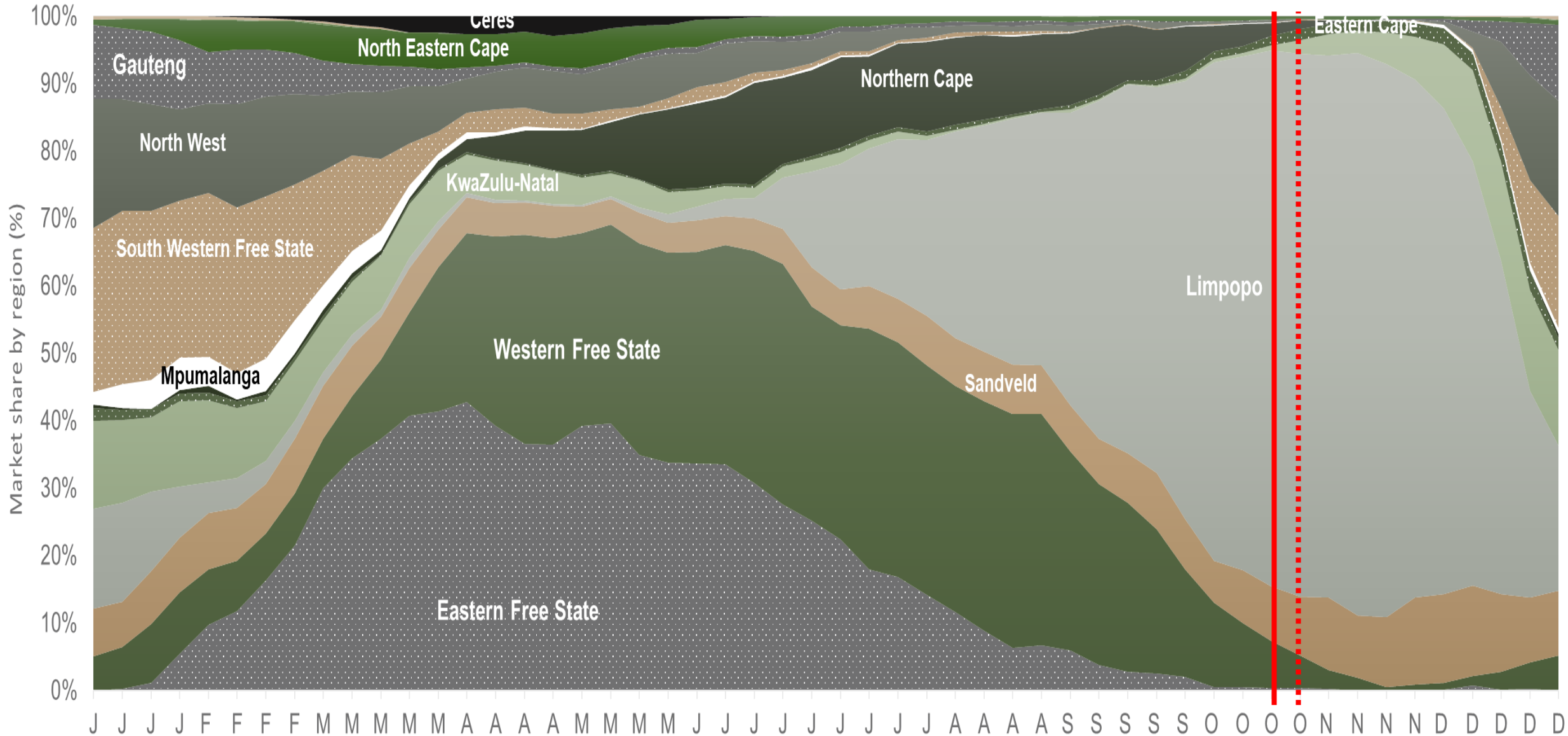
**12%**

(Week on week)



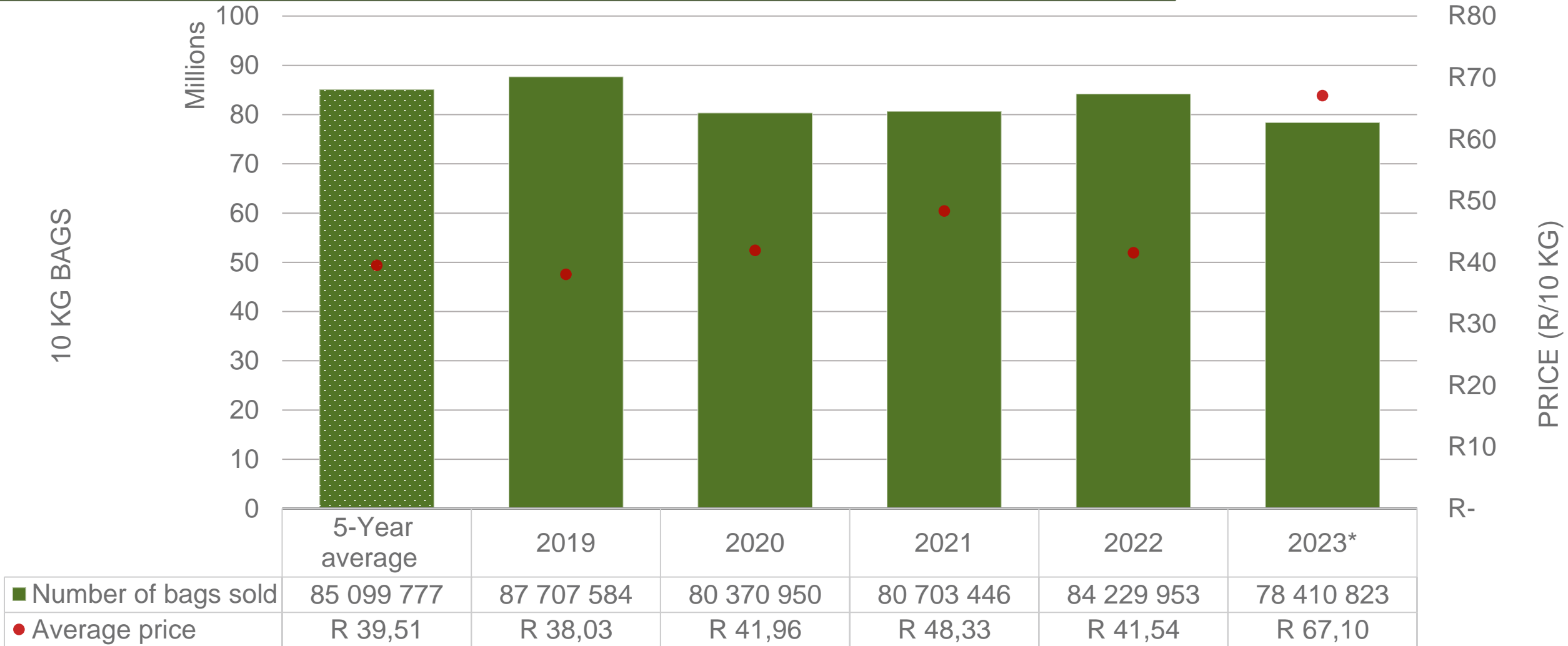
Data disclaimer: Potatoes SA does not take responsibility for the accuracy or interpretation of company data re-purposed by 3rd parties

# Market share of regions on fresh produce markets



Data disclaimer: Potatoes SA does not take responsibility for the accuracy or interpretation of company data re-purposed by 3rd parties

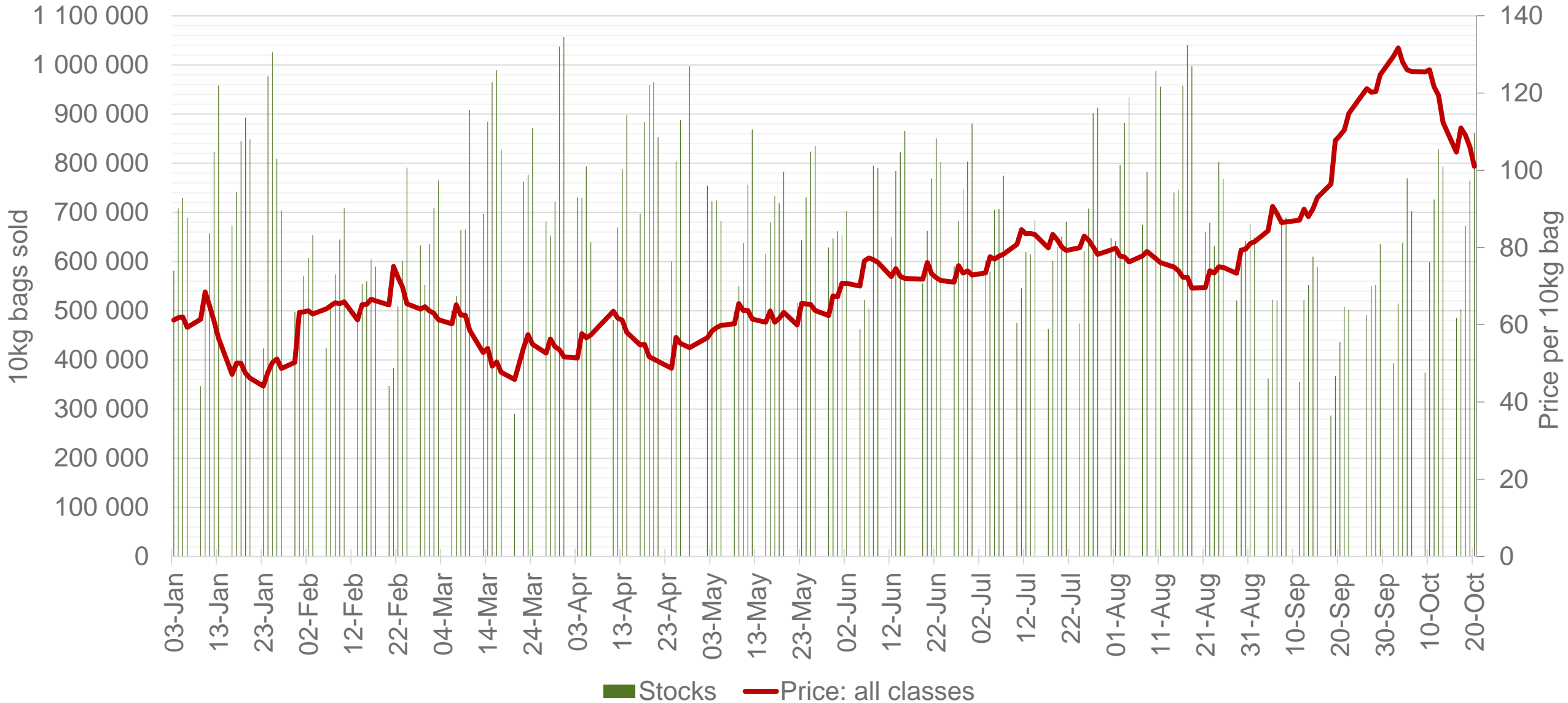
# Cumulative total number of 10 kg bags sold on markets: First 42 weeks of the year 2023



Sold 6 688 954 bags **less** than the **5-year average** (2018 to 2022) of the first forty-two weeks of each year

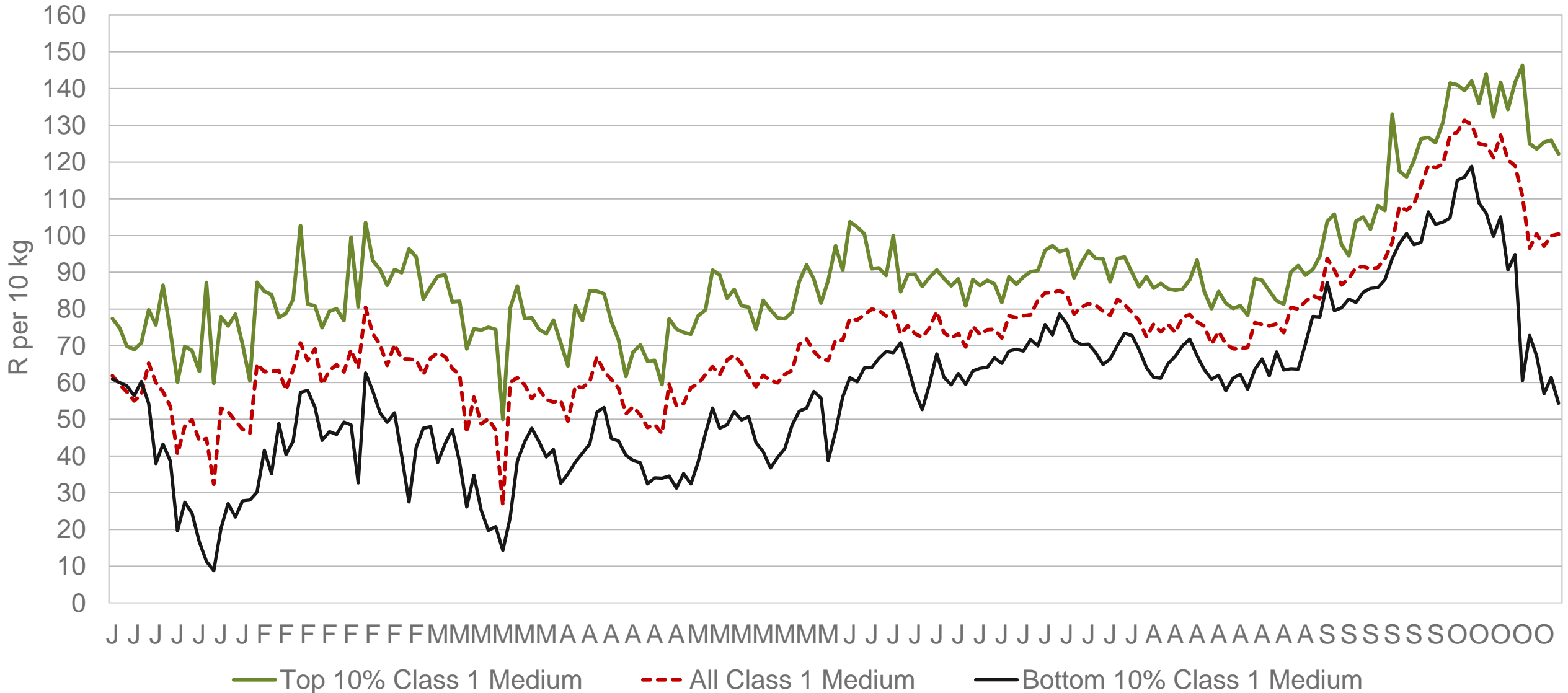


# RSA daily Price versus Daily Available stocks (all classes & all sizes)



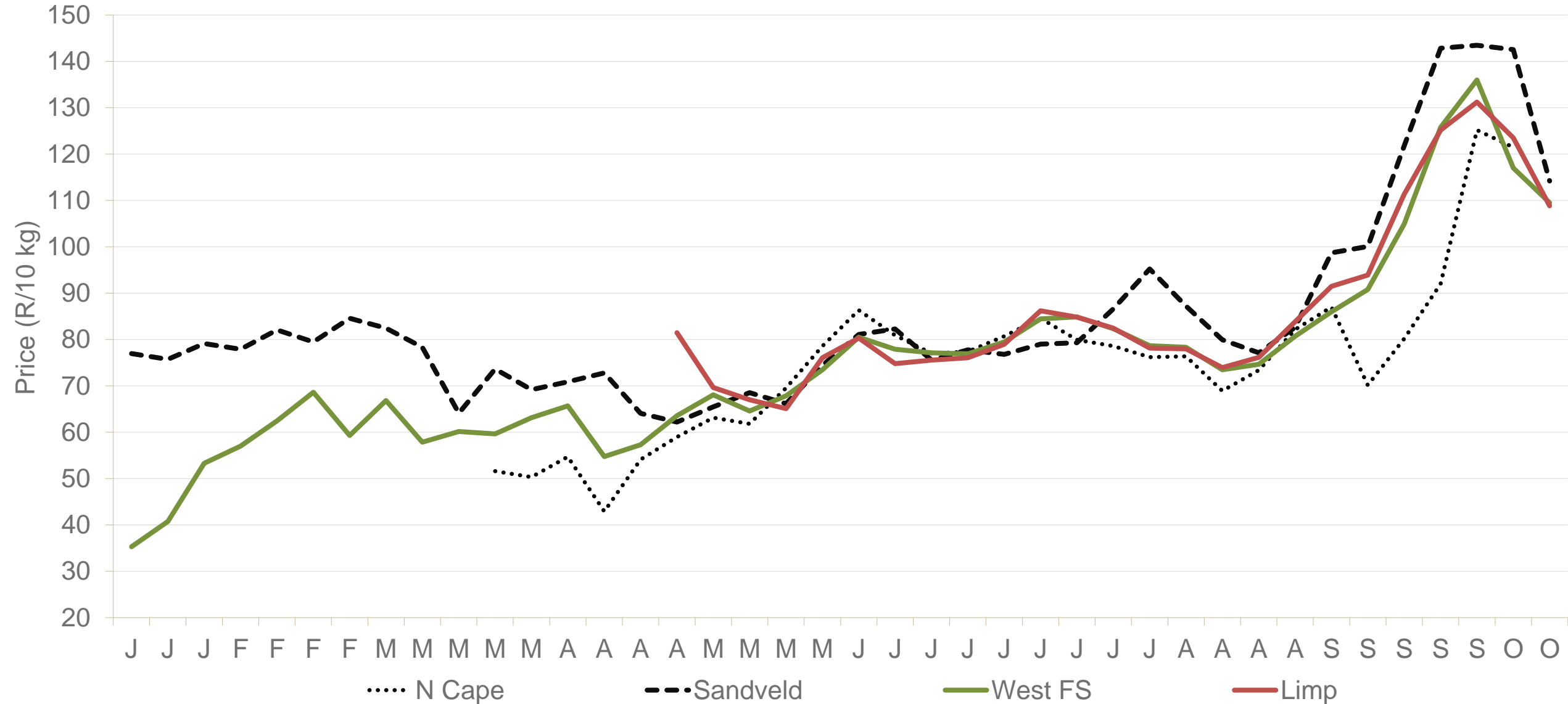
Data disclaimer: Potatoes SA does not take responsibility for the accuracy or interpretation of company data re-purposed by 3rd parties

# JHB market daily : Top 10% versus Bottom 10% prices – Class 1 Medium (Since January 2023)



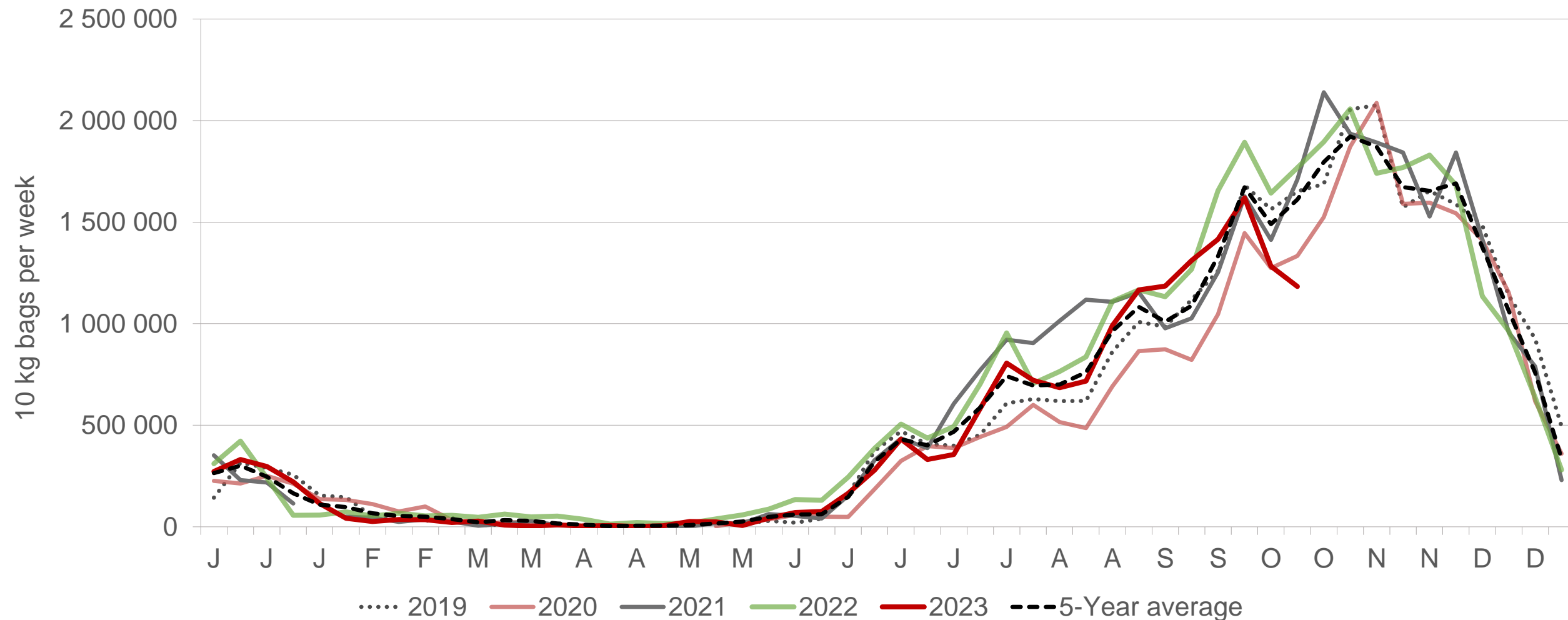
Data disclaimer: Potatoes SA does not take responsibility for the accuracy or interpretation of company data re-purposed by 3rd parties

# Average Class 1 Medium prices in regions



Data disclaimer: Potatoes SA does not take responsibility for the accuracy or interpretation of company data re-purposed by 3rd parties

# Limpopo: Amount of 10 kg bags per week sold on FPMs (all classes)

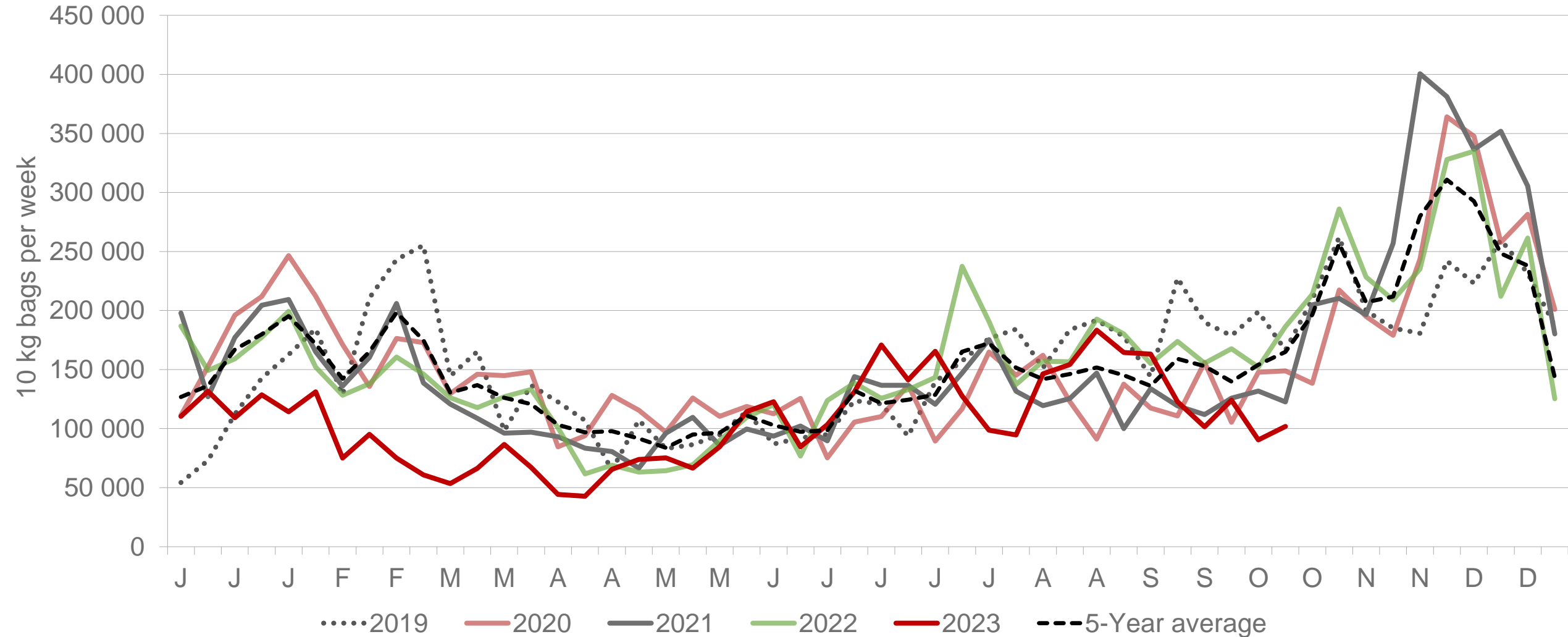


Sold 15% bags **less** than the same period of 2022 and 300 410 bags **less** than the **5-year average** (2018 to 2022) of the first forty-two weeks of each year.

*Data disclaimer: Potatoes SA does not take responsibility for the accuracy or interpretation of company data re-purposed by 3rd parties*



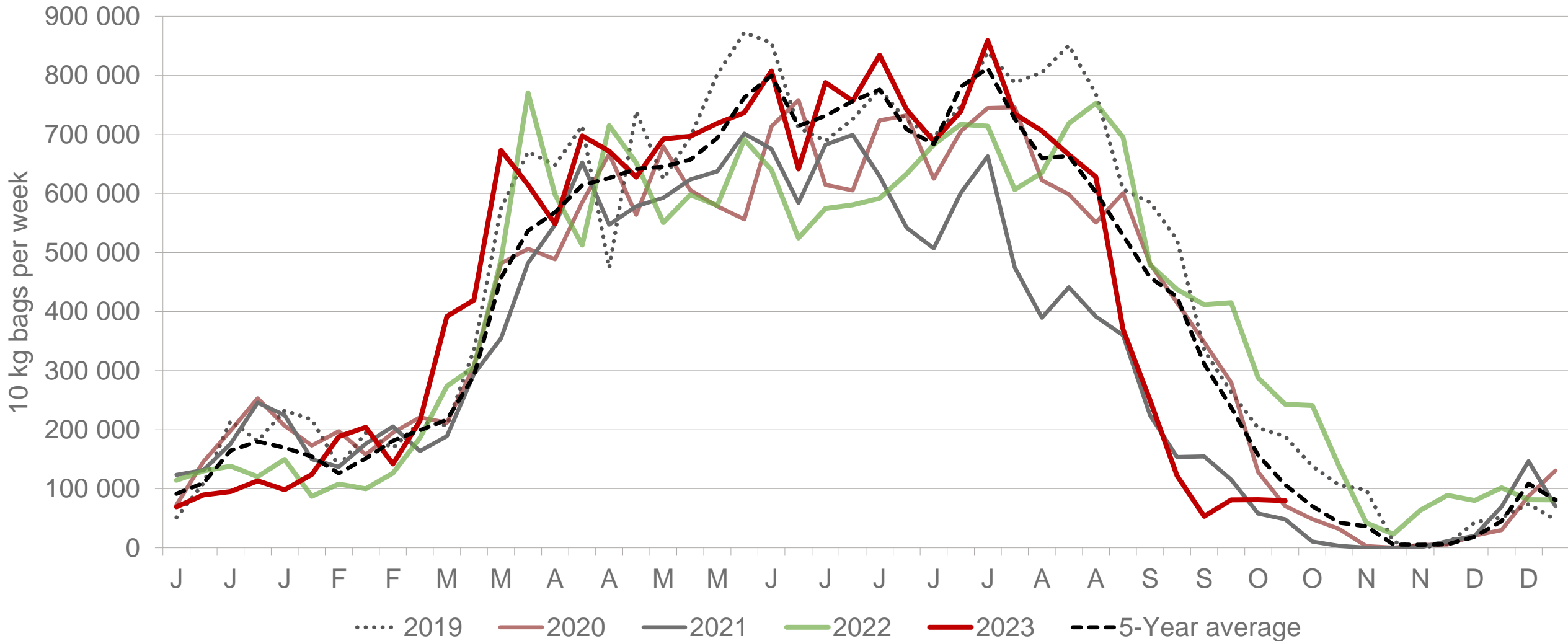
# Sandveld: Amount of 10 kg bags per week sold on FPMs (all classes)



Sold 23% bags **less** than the same period of 2022 and 1 269 863 bags **less** than the **5-year average** (2018 to 2022) of the first forty-two weeks of each year.

*Data disclaimer: Potatoes SA does not take responsibility for the accuracy or interpretation of company data re-purposed by 3rd parties*

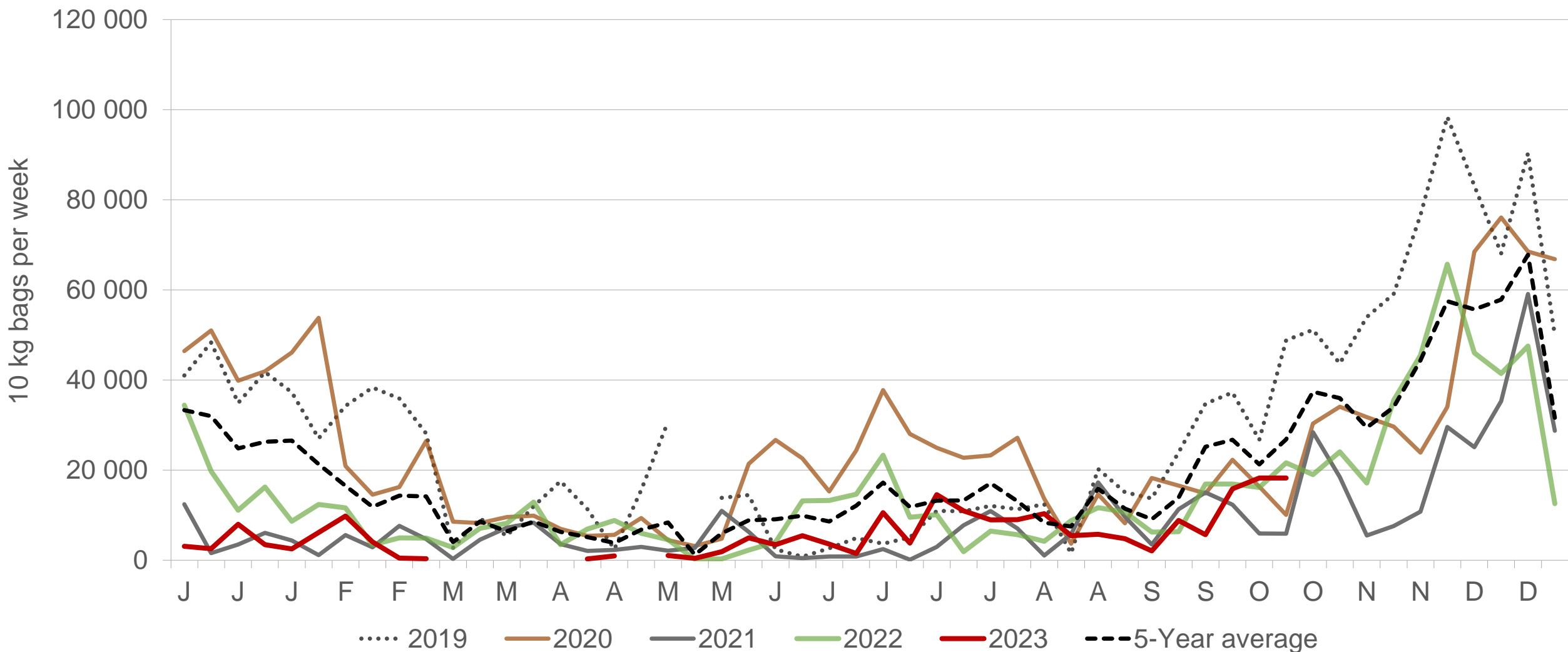
# Western Free State : Amount of 10 kg bags per week sold on FPMs (all classes)



Sold 1% bags **more** than the same period of 2022 and 679 340 bags **less** than the **5-year average** (2018 to 2022) of the first forty-two weeks of each year.

*Data disclaimer: Potatoes SA does not take responsibility for the accuracy or interpretation of company data re-purposed by 3rd parties*

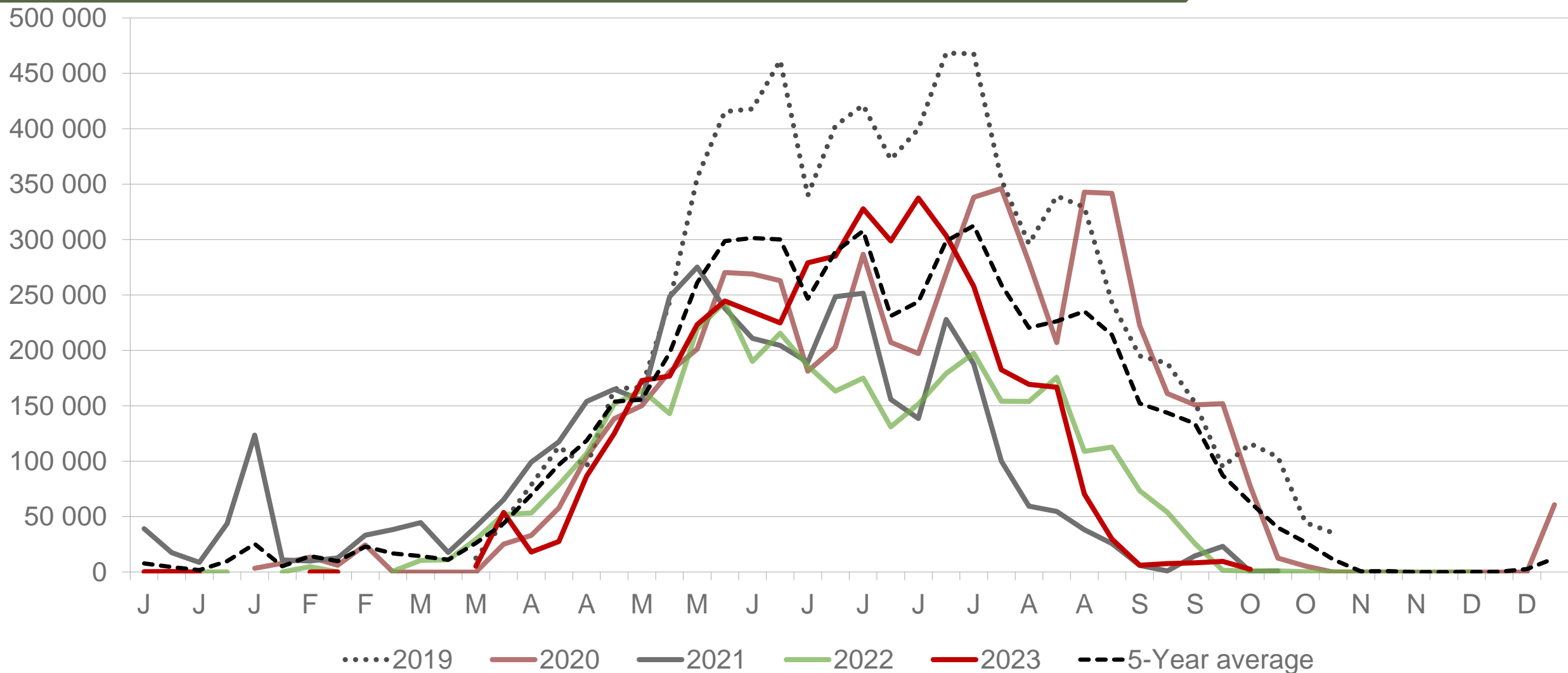
# Eastern Cape: Amount of 10 kg bags per week sold on FPMs (all classes)



Sold 47% bags **less** than the same period of 2022 and 369 202 bags **less** than the **5-year average** (2018 to 2022) of the first forty-two weeks of each year.

*Data disclaimer: Potatoes SA does not take responsibility for the accuracy or interpretation of company data re-purposed by 3rd parties*

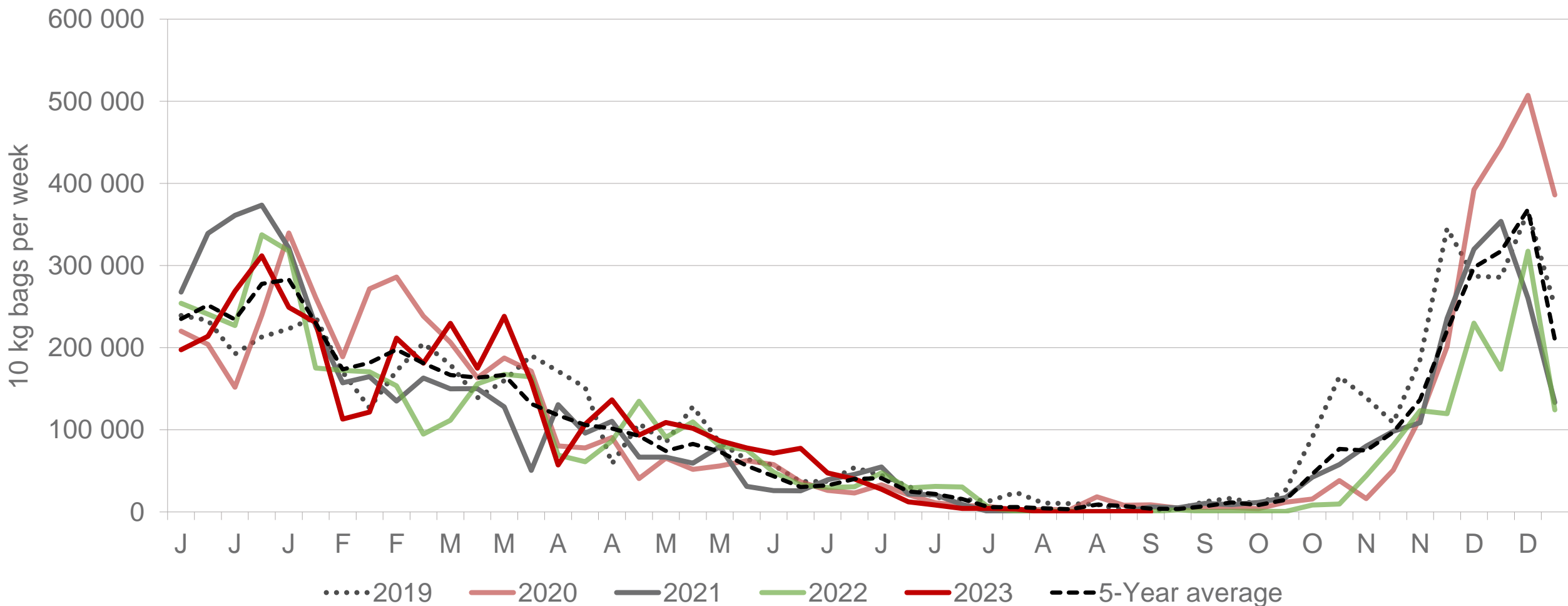
# Northern Cape: Amount of 10 kg bags per week sold on FPMs (all classes)



Sold 17% bags **more** than the same period of 2022 and 1 495 483 bags **less** than the **5-year average** (2018 to 2022) of the first forty-two weeks of each year.

*Data disclaimer: Potatoes SA does not take responsibility for the accuracy or interpretation of company data re-purposed by 3rd parties*

# KwaZulu-Natal: Amount of 10 kg bags per week sold on FPMs (all classes)



Sold 6% bags **more** than the same period of 2022 and 55 911 bags **more** than the **5-year average** (2018 to 2022) of the first forty-two weeks of each year.

*Data disclaimer: Potatoes SA does not take responsibility for the accuracy or interpretation of company data re-purposed by 3rd parties*



# Average weekly prices and volumes for 10 kg bags of potatoes sold on selected markets from selected production regions



Klas & Grootte	Limpopo										Sandveld		Western Free State		All Regions	
	JOH		PRE		DUR		SPR		KLE		CAP		JOH		All Markets	
	Volume 10kg	Prices R/10kg	Volume 10kg	Prices R/10kg	Volume 10kg	Prices R/10kg	Volume 10kg	Prices R/10kg	Volume 10kg	Prices R/10kg	Volume 10kg	Prices R/10kg	Volume 10kg	Prices R/10kg	Volume 10kg	Prices R/10kg
1L	103 045	134,64	45 109	137,02	8 443	140,00	15 328	128,37	5 711	137,05	19 963	106,93	12 894	115,25	249 884	131,36
1L/M	151 658	117,99	71 270	122,89	21 558	131,73	21 096	114,33	12 464	115,98	11 925	117,95	1 169	108,57	333 572	120,86
1M	159 495	98,76	57 323	100,31	26 101	123,04	12 930	102,71	7 860	108,08	22 673	113,10	2 586	100,60	336 537	103,83
1S	54 319	69,80	16 465	64,00	12 228	92,59	4 182	79,21	2 331	89,74	11 551	99,94	39	46,79	116 768	79,65
1S/M	57 493	79,34	16 044	78,19	14 860	106,04	1 340	95,54	769	97,58	2 255	103,67	322	64,25	105 099	86,96
1XL	1 439	137,44	-	-	-	-	-	-	-	-	-	-	3 854	95,67	5 293	107,03
1XS	26 948	49,37	-	-	-	-	-	-	-	-	-	-	-	-	27 306	49,15
1XXS	-	-	-	-	-	-	-	-	-	-	-	-	-	-	-	-
2L	11 923	113,03	7 546	119,30	935	139,82	3 327	127,24	1 039	132,19	5 096	104,59	1 795	87,80	45 139	111,97
2L/M	11 936	106,59	10 533	113,30	220	110,00	1 856	108,22	1 610	108,67	8 007	98,03	440	72,50	40 457	105,13
2M	15 439	82,30	8 931	91,73	549	112,25	782	97,64	323	97,76	8 750	95,50	550	80,04	46 499	89,28
2S	4 133	45,50	1 288	56,53	1 148	73,28	365	78,34	25	69,76	2 570	78,63	-	-	12 031	64,11
2S/M	6 261	45,80	2 239	59,50	-	-	526	78,14	-	-	-	-	220	50,00	11 700	56,74
2XL	8	116,88	-	-	-	-	-	-	-	-	-	-	110	100,00	118	101,14
2XS	120	50,00	-	-	-	-	-	-	-	-	-	-	-	-	1 043	32,56
2XXS	-	-	-	-	-	-	-	-	-	-	-	-	-	-	-	-
3L	2 117	93,56	883	61,26	4	50,00	440	107,45	-	-	56	91,11	1 050	116,42	9 373	98,19
3L/M	3 702	76,43	2 735	79,27	378	109,38	478	86,12	-	-	59	87,32	-	-	9 891	82,62
3M	8 197	70,29	3 300	65,13	408	74,49	415	83,82	488	98,46	670	76,48	985	54,32	22 282	73,31
3S/M	1 724	59,37	488	64,47	-	-	-	-	-	-	-	-	-	-	3 981	67,26
3XS	-	-	-	-	-	-	-	-	-	-	-	-	-	-	353	40,84
3XXS	-	-	-	-	-	-	-	-	-	-	-	-	-	-	-	-
4L	-	-	110	69,20	-	-	330	54,05	-	-	-	-	-	-	459	58,29
4L/M	-	-	-	-	-	-	1	90,00	-	-	-	-	-	-	31	80,32
4M	-	-	612	46,38	-	-	660	67,87	-	-	-	-	-	-	3 920	60,14
4S	-	-	-	-	-	-	78	85,00	-	-	-	-	-	-	545	40,87
4S/M	-	-	-	-	-	-	-	-	-	-	-	-	-	-	796	33,53
<b>Total</b>	<b>620 517</b>	<b>101,47</b>	<b>251 617</b>	<b>107,45</b>	<b>97 085</b>	<b>112,21</b>	<b>65 215</b>	<b>110,11</b>	<b>33 883</b>	<b>113,48</b>	<b>100 051</b>	<b>103,74</b>	<b>26 014</b>	<b>103,62</b>	<b>1 418 009</b>	<b>105,45</b>

Data disclaimer: Potatoes SA does not take responsibility for the accuracy or interpretation of company data re-purposed by 3rd parties

# % sales on FPMs per region based on archived production characteristics

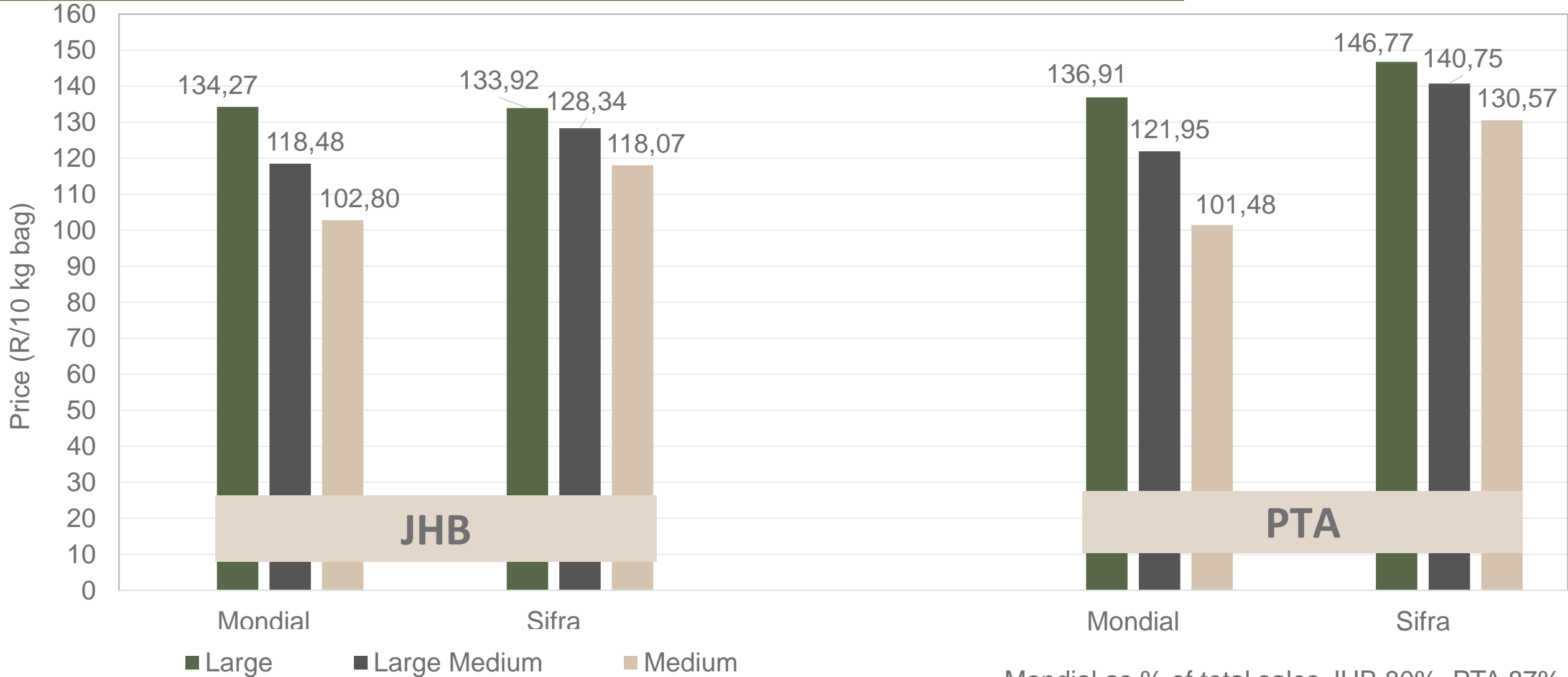


## % sales on FPMs per region based on archived production characteristics

**Period:** Friday, 06 January 2023 to Friday, 20 October 2023

Region	2023 to date % sales of estimated yearly sales on FPMs	% sales Same period previous year
Limpopo	67,9%	58,6%
Sandveld	61,4%	71,6%
Western FS	94,1%	95,4%
Northern Cape	92,7%	99,6%
KwaZulu Natal	74,3%	75,2%

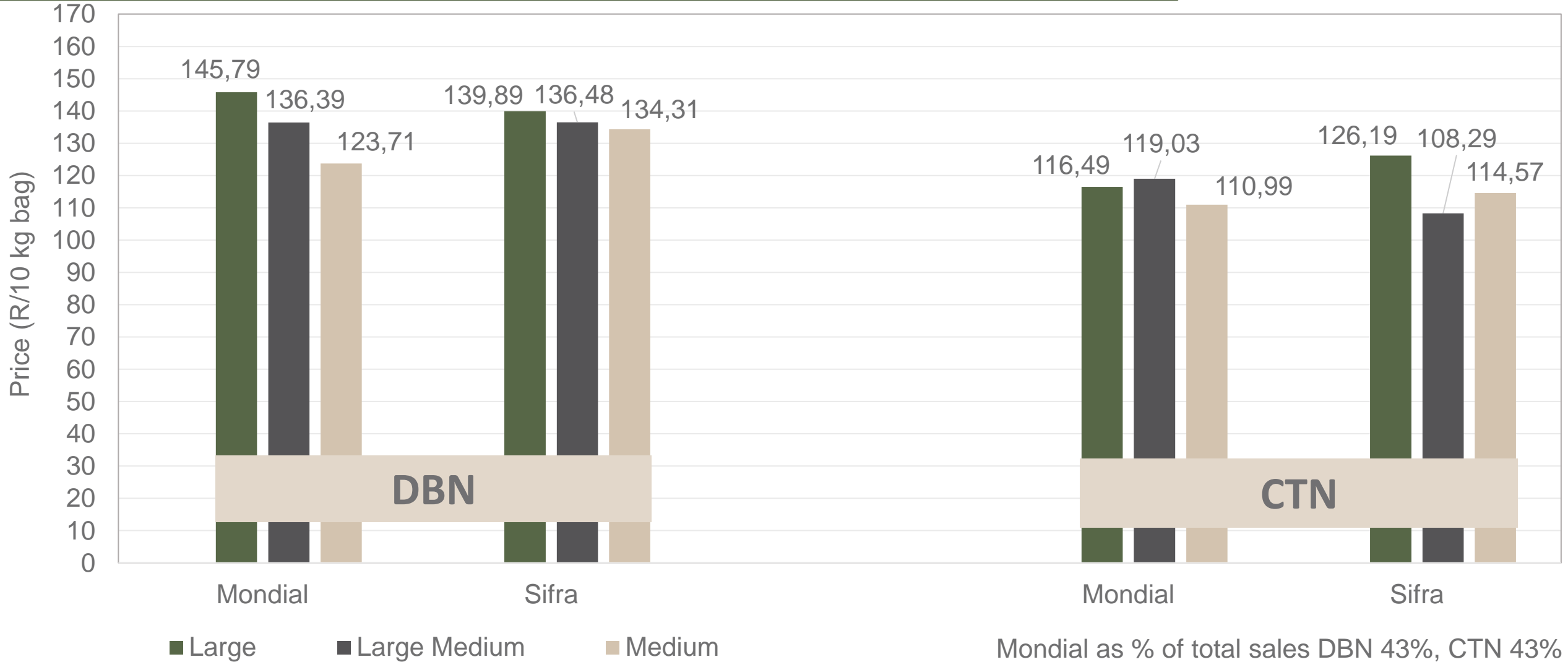
# PTA & JHB markets: Average Prices - Different Sizes (only 10 kg bags)



Mondial as % of total sales JHB 80%, PTA 87%  
 Sifra as % of total sales JHB 6%, PTA 5%

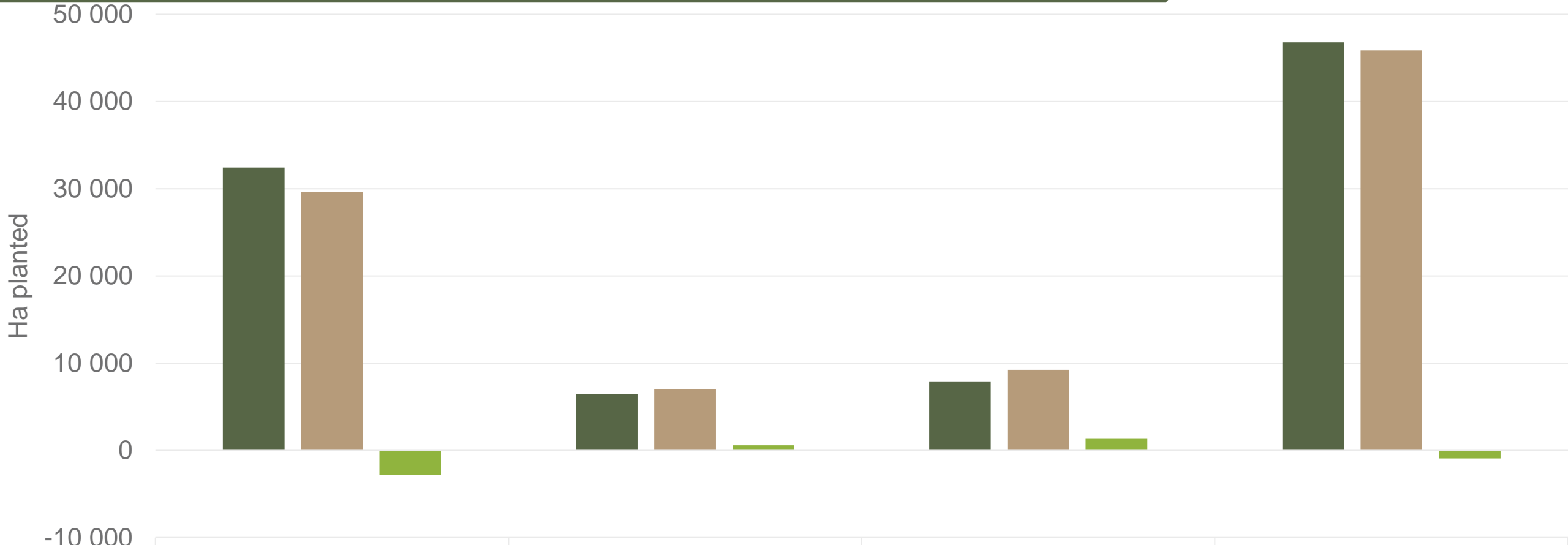
*Data disclaimer: Potatoes SA does not take responsibility for the accuracy or interpretation of company data re-purposed by 3rd parties*

# DBN & CTN markets: Average Prices - Different Sizes (only 10 kg bags)



Mondial as % of total sales DBN 43%, CTN 43%  
 Sifra as % of total sales DBN 3%, CTN 13%

# Hectares planted to date for season 2023 versus 2022




Regions finished planting: Northern Cape early, North West main, Eastern Free State main, Ceres main, North Eastern Cape, KZN summer, Northern Cape main \* To be confirmed, Western FS, North West late \*To be confirmed, Sandveld summer, Limpopo early and South Western Free State harvest


**Data disclaimer: Potatoes SA does not take responsibility for the accuracy or interpretation of company data re-purposed by 3rd parties**





# Thank you for your time

Feel free to contact us

 [dikgetho@potatoes.co.za](mailto:dikgetho@potatoes.co.za)  
[lynne@potatoes.co.za](mailto:lynne@potatoes.co.za)

 +27 (0)12 349 1906

 6 De Havilland Crescent  
Persequor Techno Park  
Persequor Park  
Pretoria

 [www.potatoes.co.za](http://www.potatoes.co.za)



Potatoes  
Aartappels SA