



Weekly Market Information

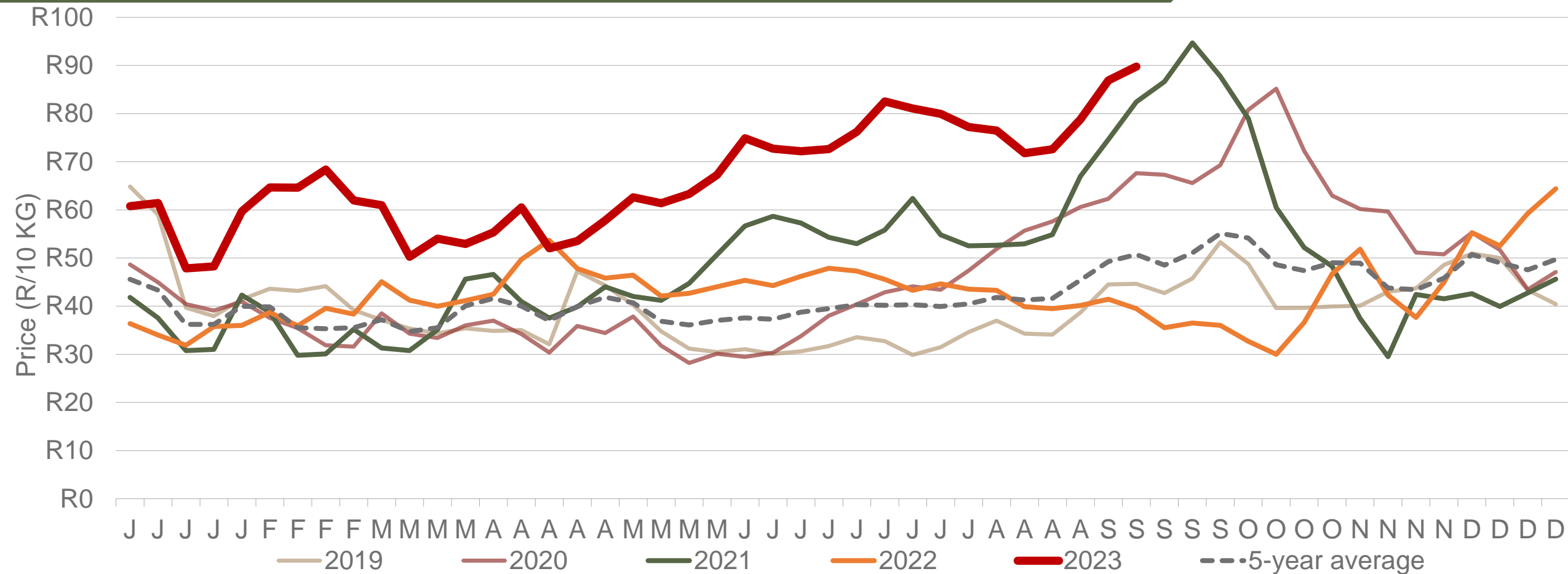
15 September 2023



Potatoes
Aartappels SA

www.potatoes.co.za



Average weekly price – all markets & all classes



Number of bags sold

8%


(Week on Week)



Average weekly price

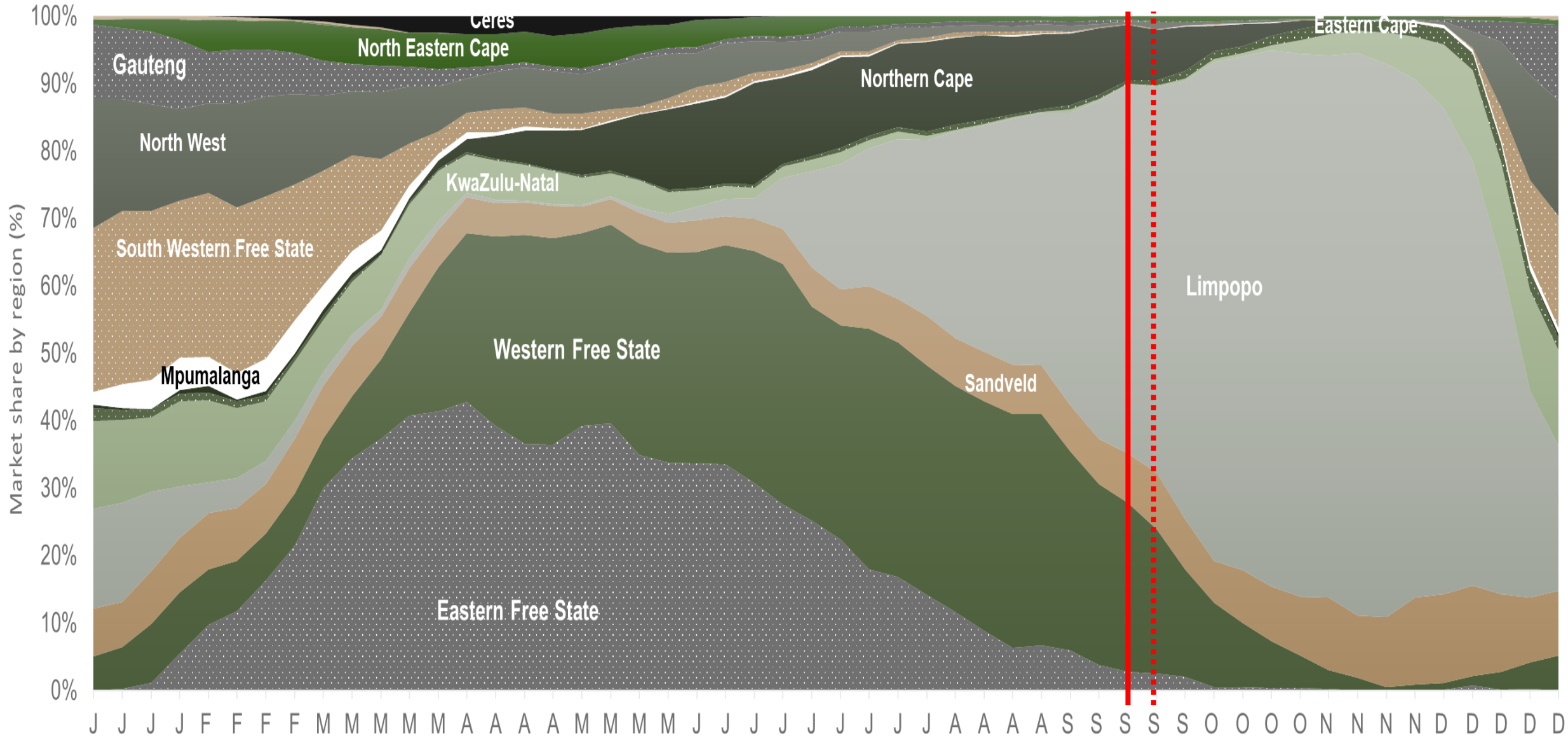
3%

(Week on week)



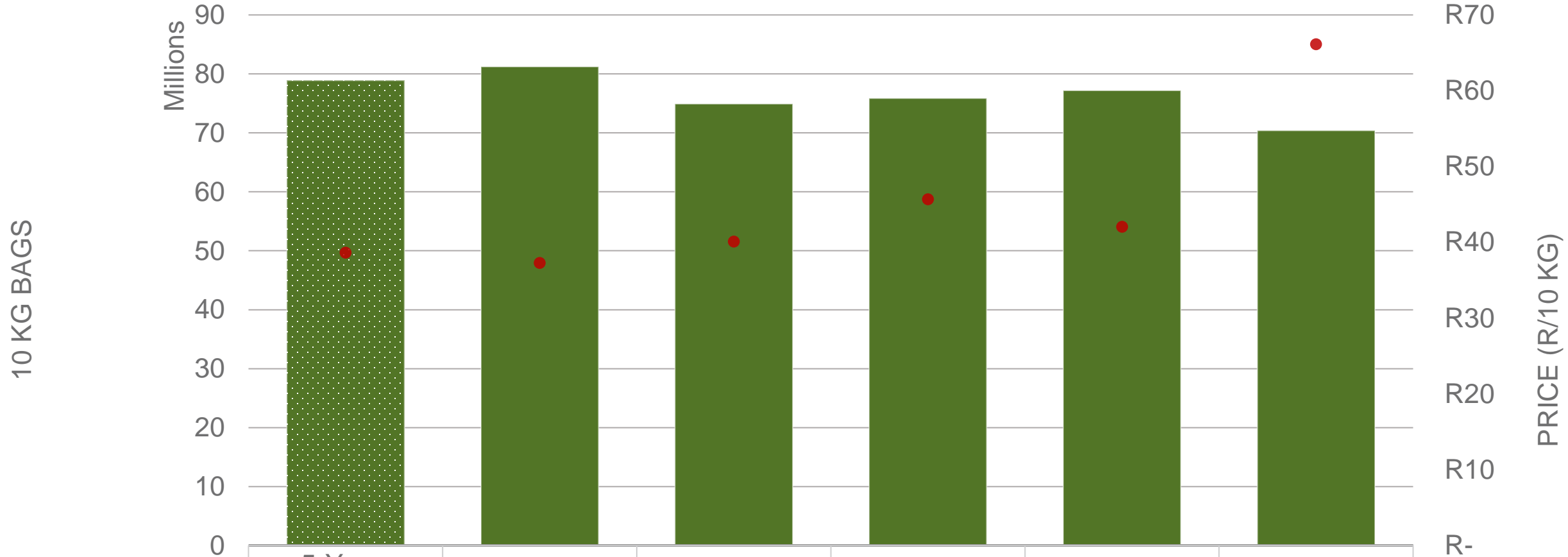
Data disclaimer: Potatoes SA does not take responsibility for the accuracy or interpretation of company data re-purposed by 3rd parties

Market share of regions on fresh produce markets



Data disclaimer: Potatoes SA does not take responsibility for the accuracy or interpretation of company data re-purposed by 3rd parties

Cumulative total number of 10 kg bags sold on markets: First 37 weeks of the year 2023

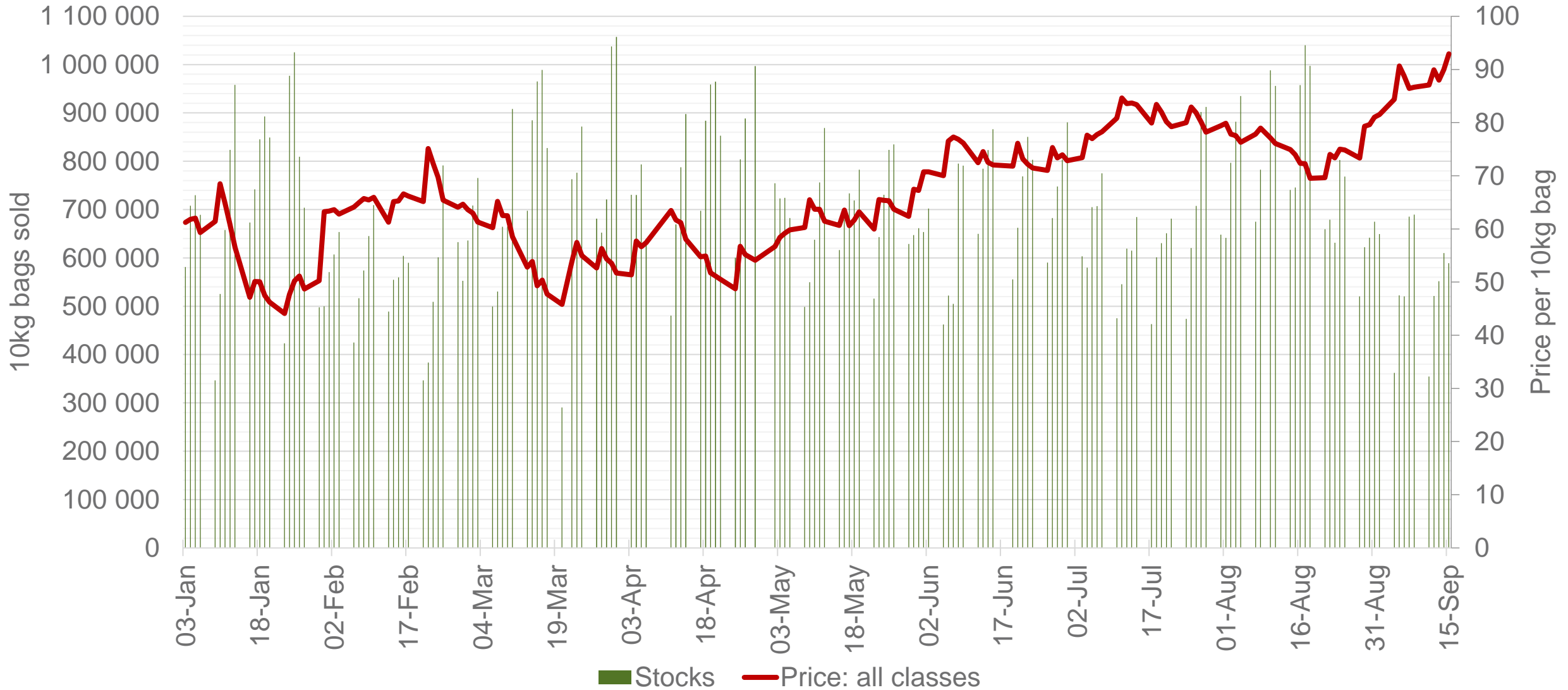


	5-Year average	2019	2020	2021	2022	2023*
■ Number of bags sold	78 879 141	81 242 794	74 915 692	75 852 773	77 191 533	70 403 025
● Average price	R 38,63	R 37,28	R 40,10	R 45,68	R 42,04	R 66,14

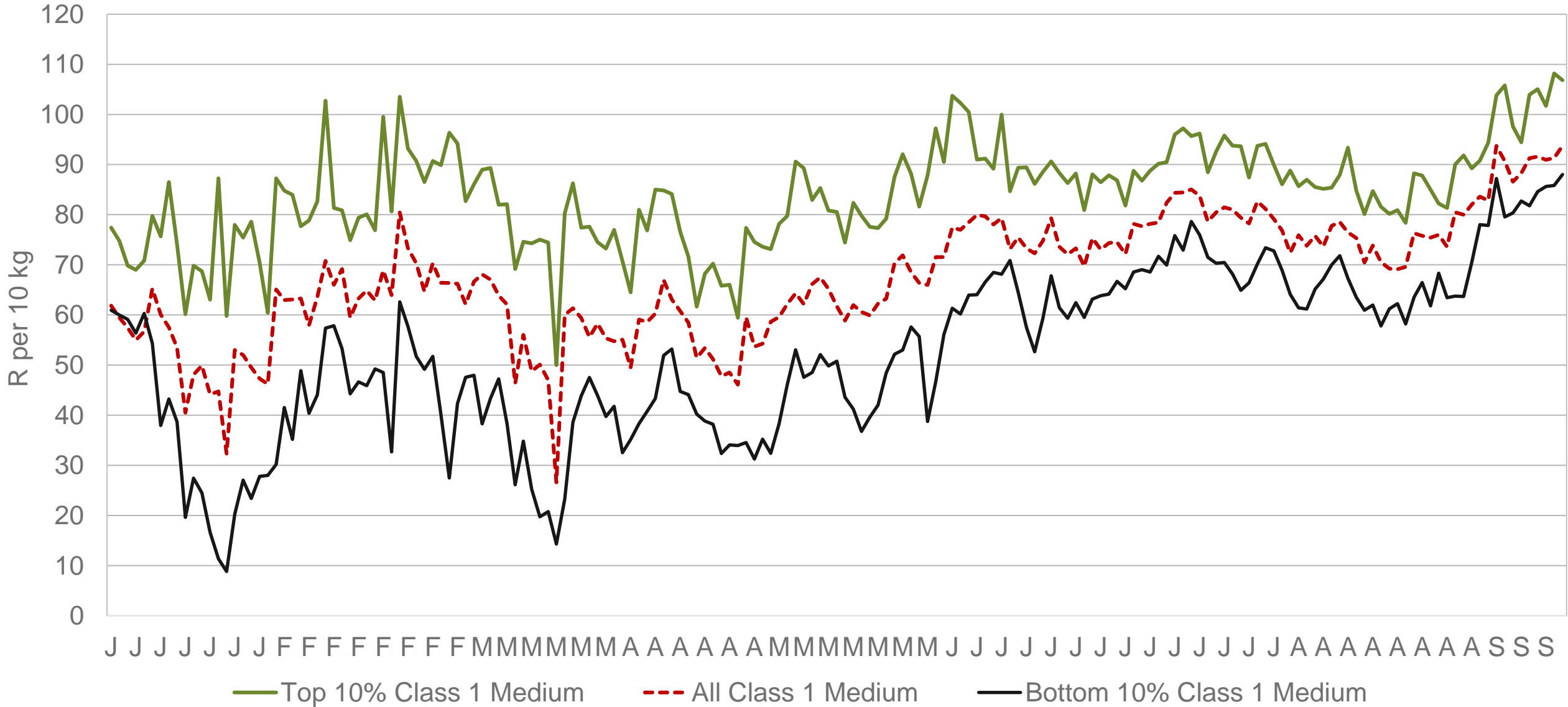
Sold 8 476 116 bags **less** than the **5-year average** (2018 to 2022) of the first thirty-seven weeks of each year

Data disclaimer: Potatoes SA does not take responsibility for the accuracy or interpretation of company data re-purposed by 3rd parties

RSA daily Price versus Daily Available stocks (all classes & all sizes)

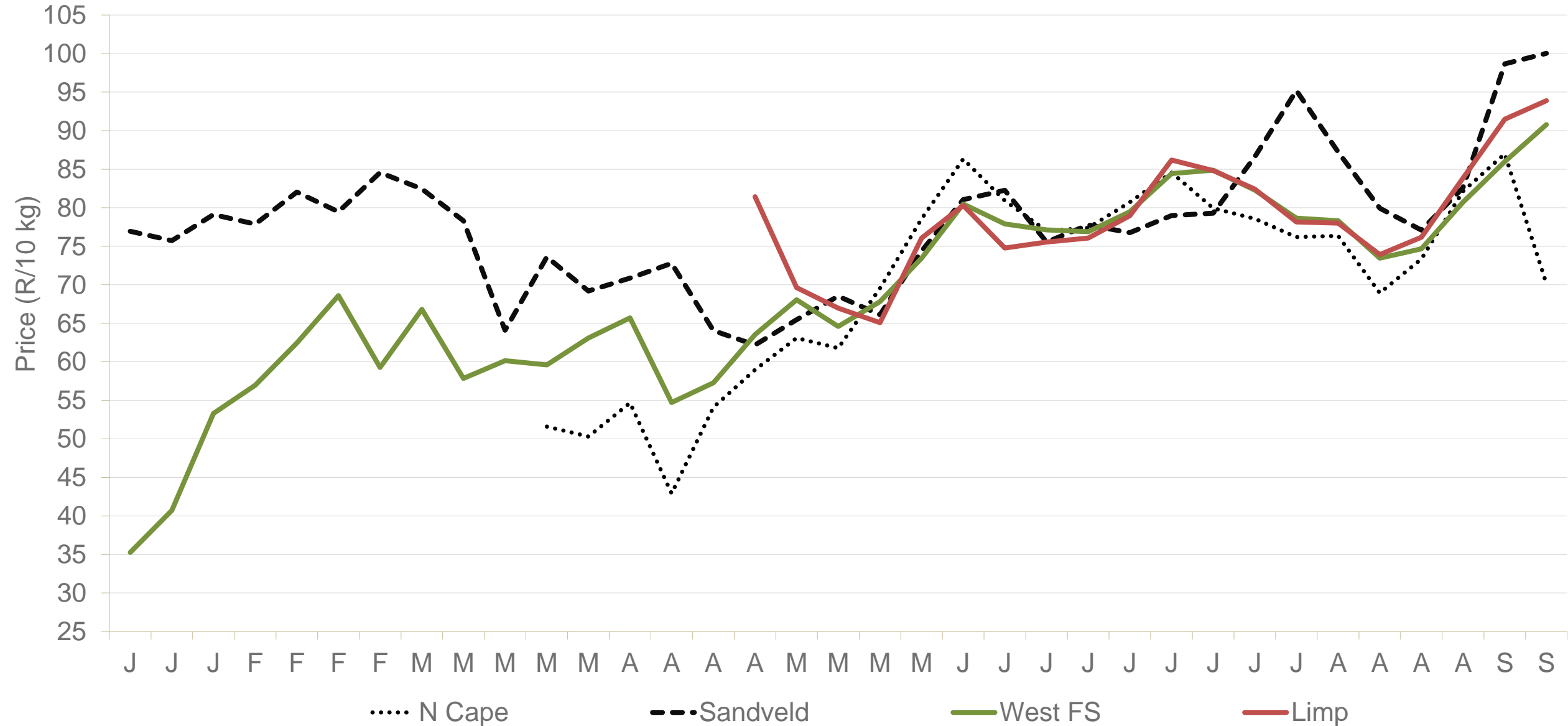


JHB market daily : Top 10% versus Bottom 10% prices – Class 1 Medium (Since January 2023)



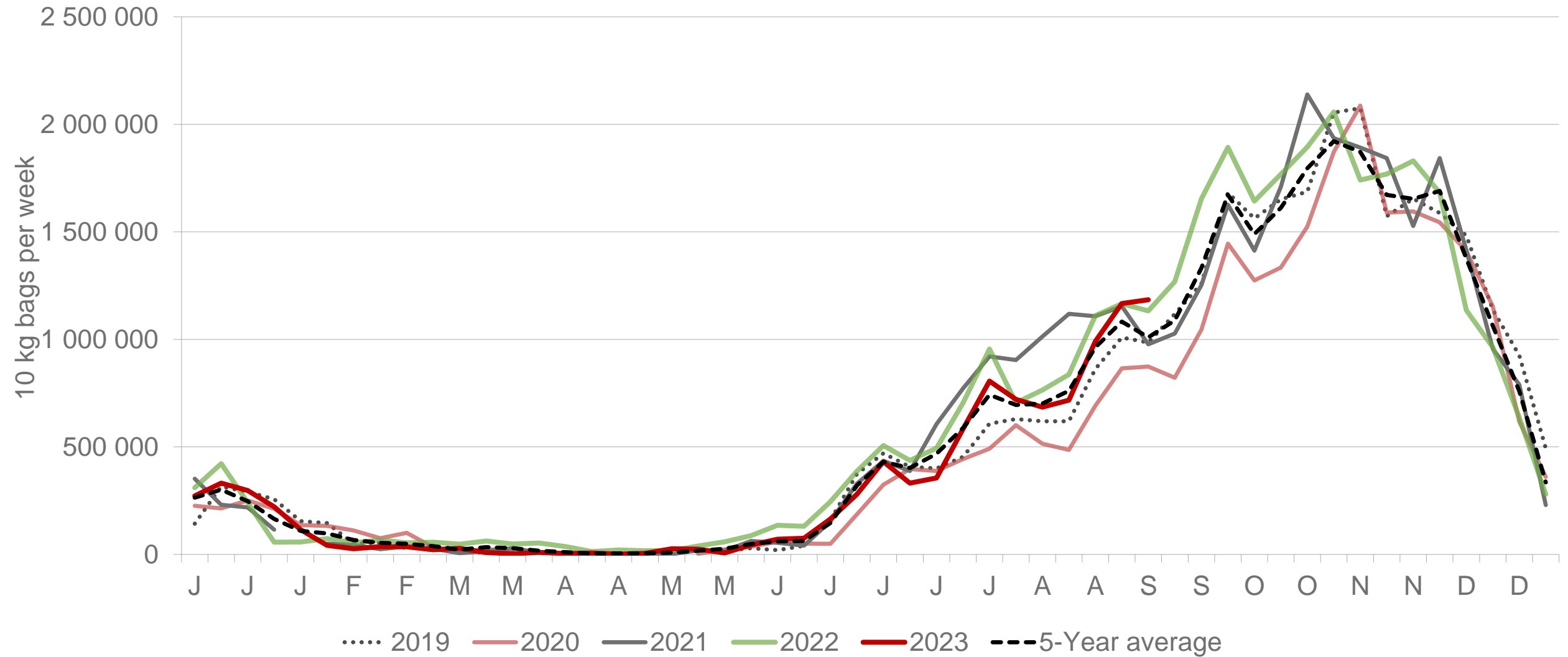
Data disclaimer: Potatoes SA does not take responsibility for the accuracy or interpretation of company data re-purposed by 3rd parties

Average Class 1 Medium prices in regions



Data disclaimer: Potatoes SA does not take responsibility for the accuracy or interpretation of company data re-purposed by 3rd parties

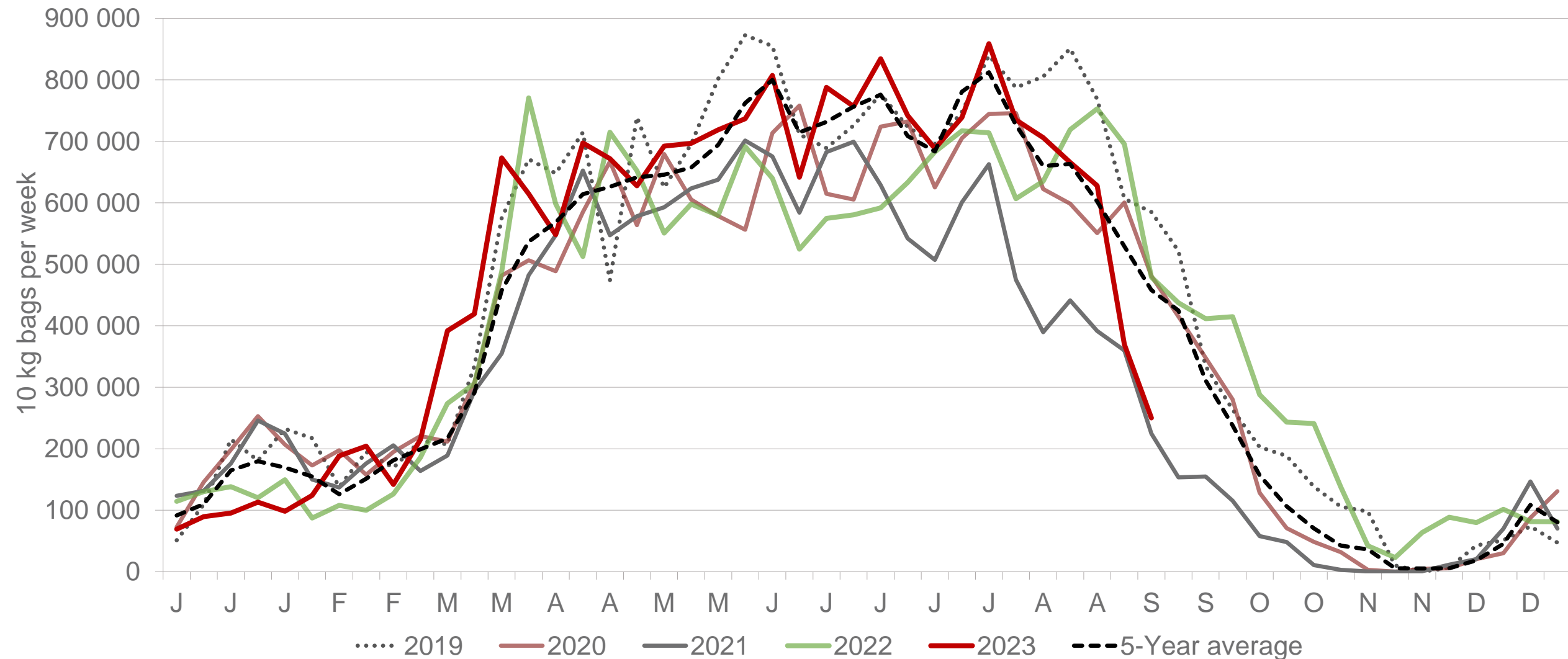
Limpopo: Amount of 10 kg bags per week sold on FPMs (all classes)



Sold 13% bags **less** than the same period of 2022 and 81 053 bags **less** than the **5-year average** (2018 to 2022) of the first thirty-seven weeks of each year.

Data disclaimer: Potatoes SA does not take responsibility for the accuracy or interpretation of company data re-purposed by 3rd parties

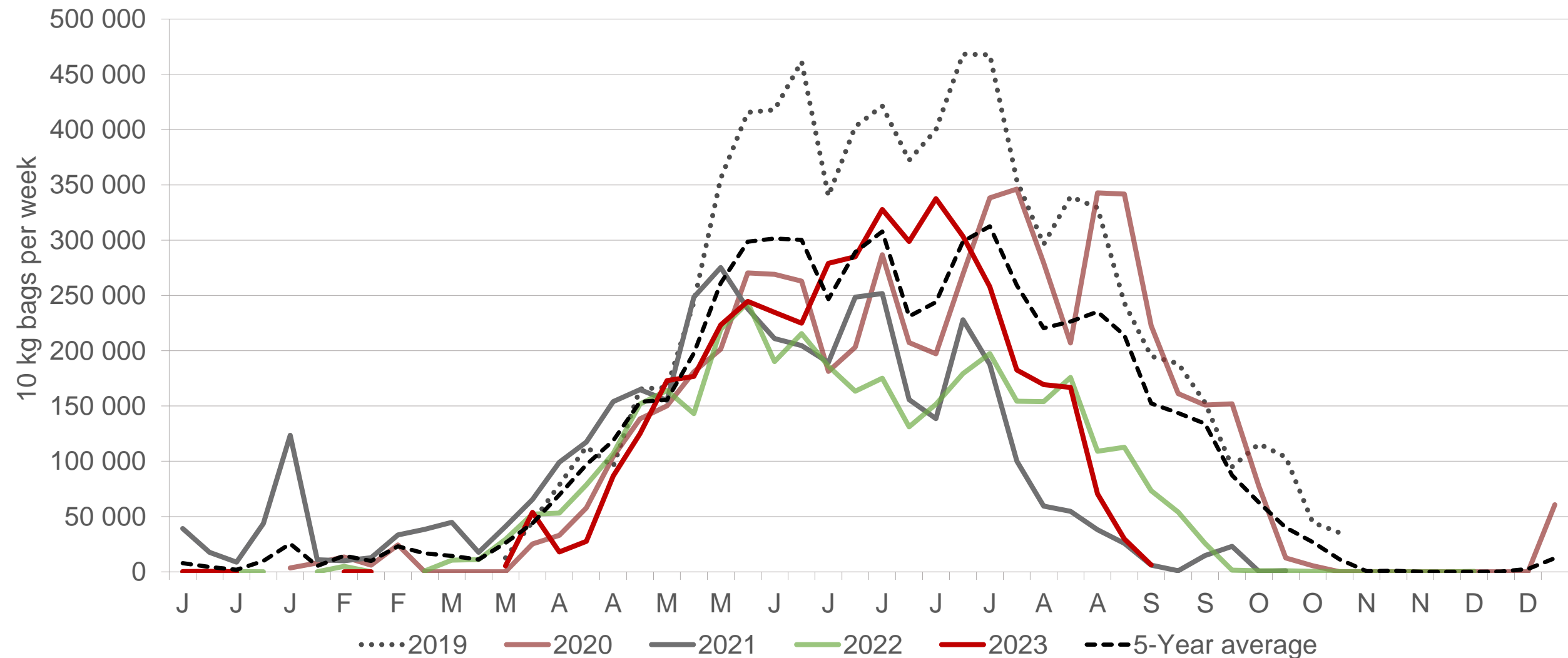
Western Free State : Amount of 10 kg bags per week sold on FPMs (all classes)



Sold 9% bags **more** than the same period of 2022 and 243 918 bags **more** than the **5-year average** (2018 to 2022) of the first thirty-seven weeks of each year.

Data disclaimer: Potatoes SA does not take responsibility for the accuracy or interpretation of company data re-purposed by 3rd parties

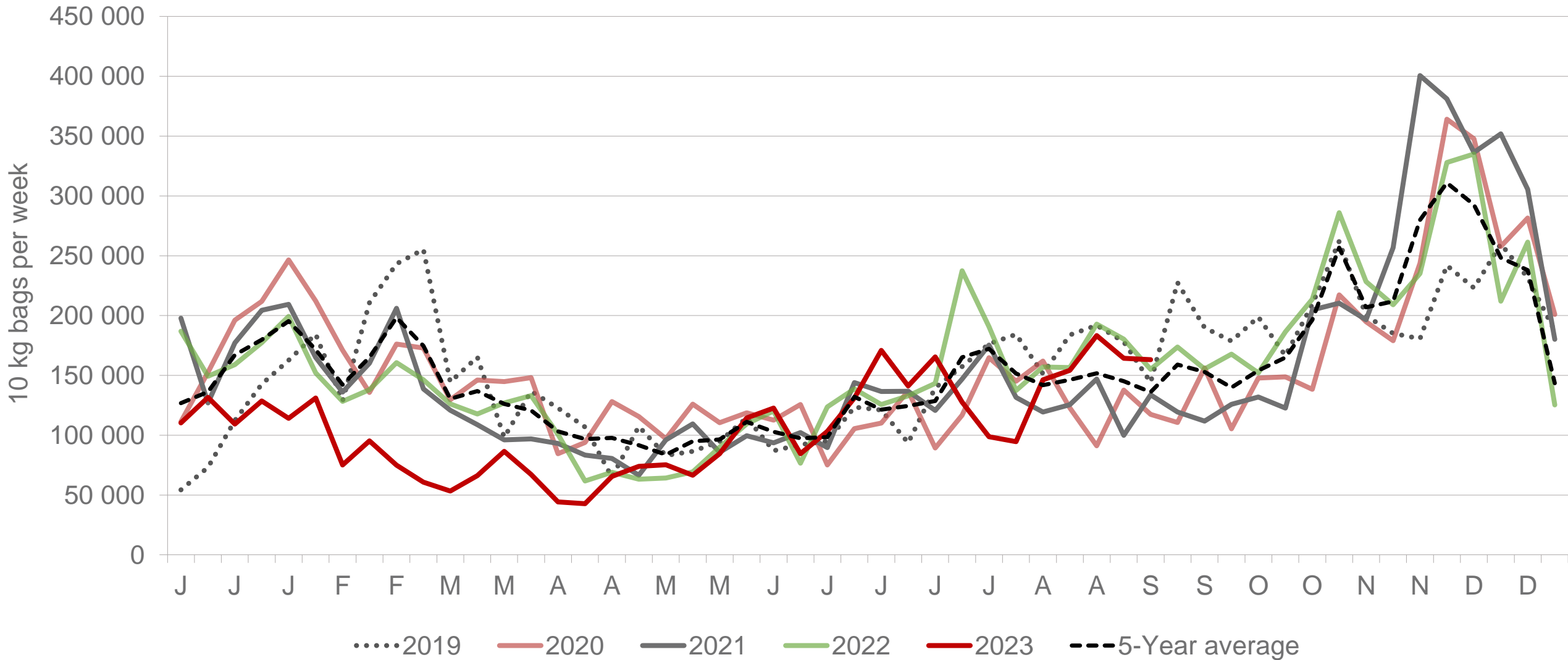
Northern Cape: Amount of 10 kg bags per week sold on FPMs (all classes)



Sold 18% bags **more** than the same period of 2022 and 1 095 735 bags **less** than the **5-year average** (2018 to 2022) of the first thirty-seven weeks of each year.

Data disclaimer: Potatoes SA does not take responsibility for the accuracy or interpretation of company data re-purposed by 3rd parties

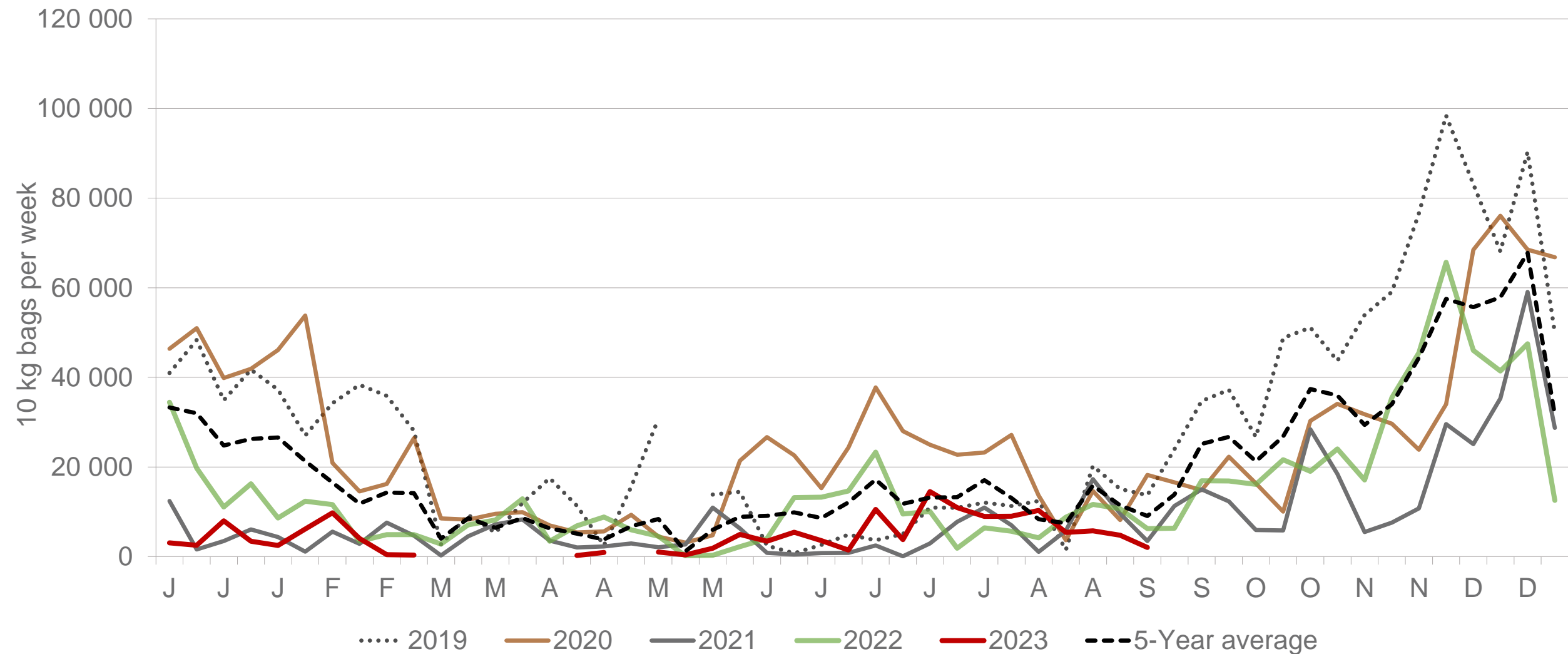
Sandveld: Amount of 10 kg bags per week sold on FPMs (all classes)



Sold 21% bags **less** than the same period of 2022 and 1 039 630 bags **less** than the **5-year average** (2018 to 2022) of the first thirty-seven weeks of each year.

Data disclaimer: Potatoes SA does not take responsibility for the accuracy or interpretation of company data re-purposed by 3rd parties

Eastern Cape: Amount of 10 kg bags per week sold on FPMs (all classes)



Sold 55% bags **less** than the same period of 2022 and 322 156 bags **less** than the **5-year average** (2018 to 2022) of the first thirty-seven weeks of each year.

Data disclaimer: Potatoes SA does not take responsibility for the accuracy or interpretation of company data re-purposed by 3rd parties

Average weekly prices and volumes for 10 kg bags of potatoes sold on selected markets from selected production regions



Klas & Grootte	Limpopo								Western Free State				Sandveld		All Regions	
	JOH		PRE		DUR		SPR		JOH		PRE		CAP		All Markets	
	Volume 10kg	Prices R/10kg	Volume 10kg	Prices R/10kg	Volume 10kg	Prices R/10kg	Volume 10kg	Prices R/10kg	Volume 10kg	Prices R/10kg	Volume 10kg	Prices R/10kg	Volume 10kg	Prices R/10kg	Volume 10kg	Prices R/10kg
1L	134 685	97,58	74 573	96,07	19 387	101,05	20 846	93,42	12 280	97,39	2 853	87,43	15 885	109,49	359 236	97,30
1L/M	145 097	95,55	71 996	94,03	33 301	100,05	19 647	90,27	8 314	94,82	4 068	89,26	37 062	102,50	409 652	95,93
1M	117 414	93,12	46 682	90,00	32 193	101,07	12 963	87,66	7 946	91,72	6 911	84,77	40 251	98,60	336 889	93,45
1S	47 052	75,91	14 744	68,40	14 198	85,38	3 279	77,59	2 274	70,30	1 430	62,00	20 893	74,86	123 323	76,31
1S/M	26 462	85,37	12 543	78,70	8 273	97,86	2 228	82,80	1 360	79,81	248	81,88	6 599	91,17	75 654	84,63
1XL	5 547	96,69	-	-	-	-	-	-	87	90,00	-	-	-	-	5 724	96,64
1XS	22 422	59,37	-	-	-	-	-	-	802	47,68	-	-	-	-	23 434	58,87
1XXS	330	73,03	-	-	-	-	-	-	-	-	-	-	-	-	330	73,03
2L	13 815	93,34	14 566	90,64	1 998	93,65	3 294	89,67	3 865	81,18	1 511	88,71	3 664	102,46	66 922	90,34
2L/M	8 135	92,39	10 568	89,40	1 264	90,11	1 348	88,73	6 511	76,25	1 357	85,74	7 977	92,60	62 746	88,02
2M	8 009	85,07	6 337	84,71	2 652	85,03	1 019	86,28	1 136	83,87	666	78,74	8 750	87,68	47 362	83,62
2S	6 232	60,82	2 130	66,20	1 141	72,44	232	70,51	660	69,08	714	59,48	4 045	68,93	19 854	64,11
2S/M	2 322	62,47	1 928	66,41	563	84,72	551	75,19	1 999	46,58	135	62,66	330	66,67	11 903	67,00
2XL	207	90,00	-	-	-	-	-	-	819	80,75	-	-	-	-	1 026	82,62
2XS	110	37,55	-	-	-	-	-	-	217	44,56	-	-	-	-	1 586	34,57
2XXS	-	-	-	-	-	-	-	-	-	-	-	-	-	-	-	-
3L	4 783	85,44	2 006	83,12	-	-	1 668	83,98	1 302	71,02	110	80,00	220	90,00	17 738	79,38
3L/M	6 494	77,96	2 385	68,12	660	85,00	140	113,21	1 141	66,60	5	80,00	-	-	17 976	74,70
3M	11 478	75,37	3 923	76,14	232	76,81	440	75,75	2 985	66,68	550	70,00	819	71,78	29 060	73,76
3S/M	3 505	63,84	245	62,12	-	-	89	70,00	2 750	60,00	-	-	-	-	11 526	58,86
3XS	-	-	-	-	-	-	-	-	-	-	-	-	-	-	330	35,00
3XXS	-	-	-	-	-	-	-	-	-	-	-	-	-	-	-	-
4L	-	-	-	-	-	-	-	-	-	-	918	70,00	-	-	2 386	65,09
4L/M	-	-	-	-	-	-	220	85,15	-	-	220	68,00	-	-	2 696	73,71
4M	-	-	80	44,43	-	-	-	-	-	-	-	-	-	-	2 360	60,73
4S	-	-	-	-	-	-	-	-	-	-	-	-	-	-	-	-
4S/M	-	-	-	-	-	-	-	-	-	-	-	-	-	-	68	60,18
Total	564 213	90,29	269 957	89,38	119 154	96,69	69 947	88,42	56 677	82,78	23 380	79,08	157 328	92,87	1 663 425	89,78

Data disclaimer: Potatoes SA does not take responsibility for the accuracy or interpretation of company data re-purposed by 3rd parties

% sales on FPMs per region based on archived production characteristics

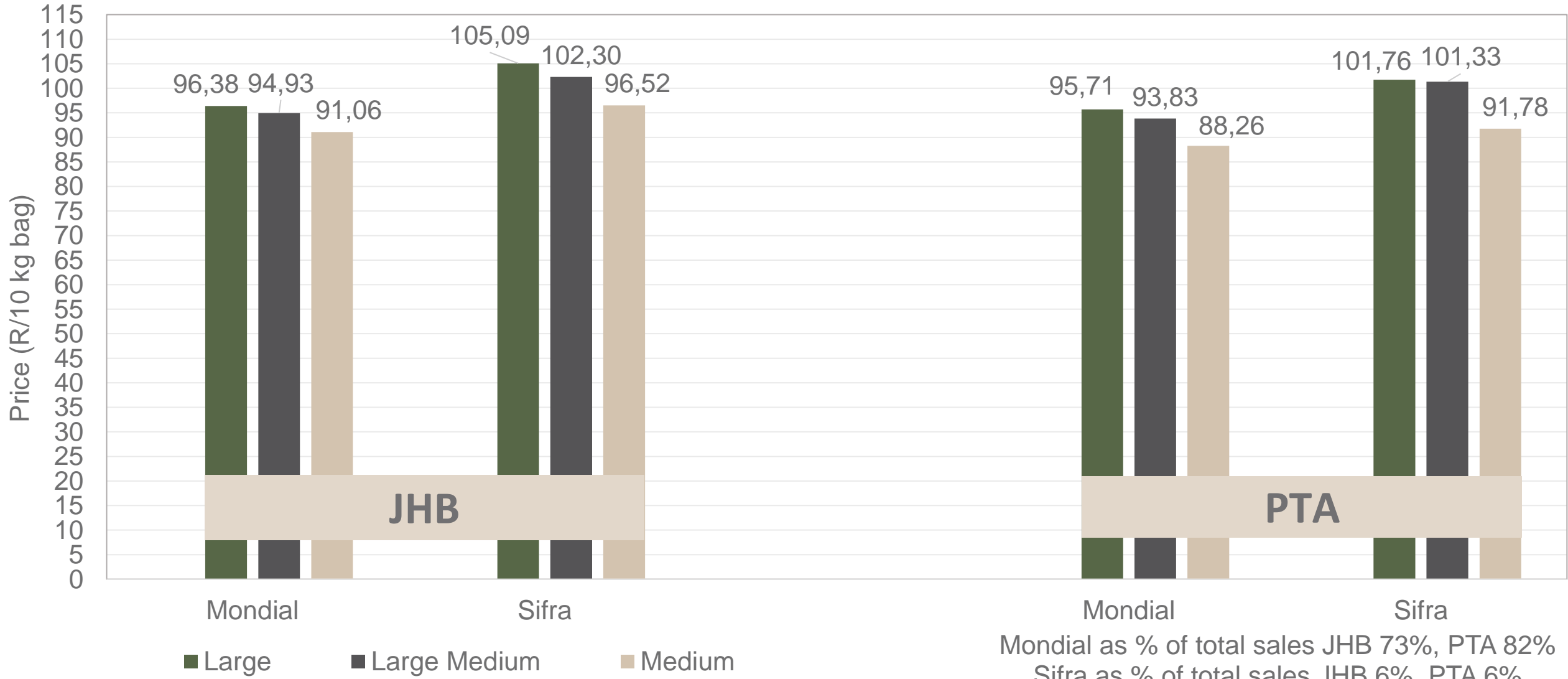


% sales on FPMs per region based on archived production characteristics

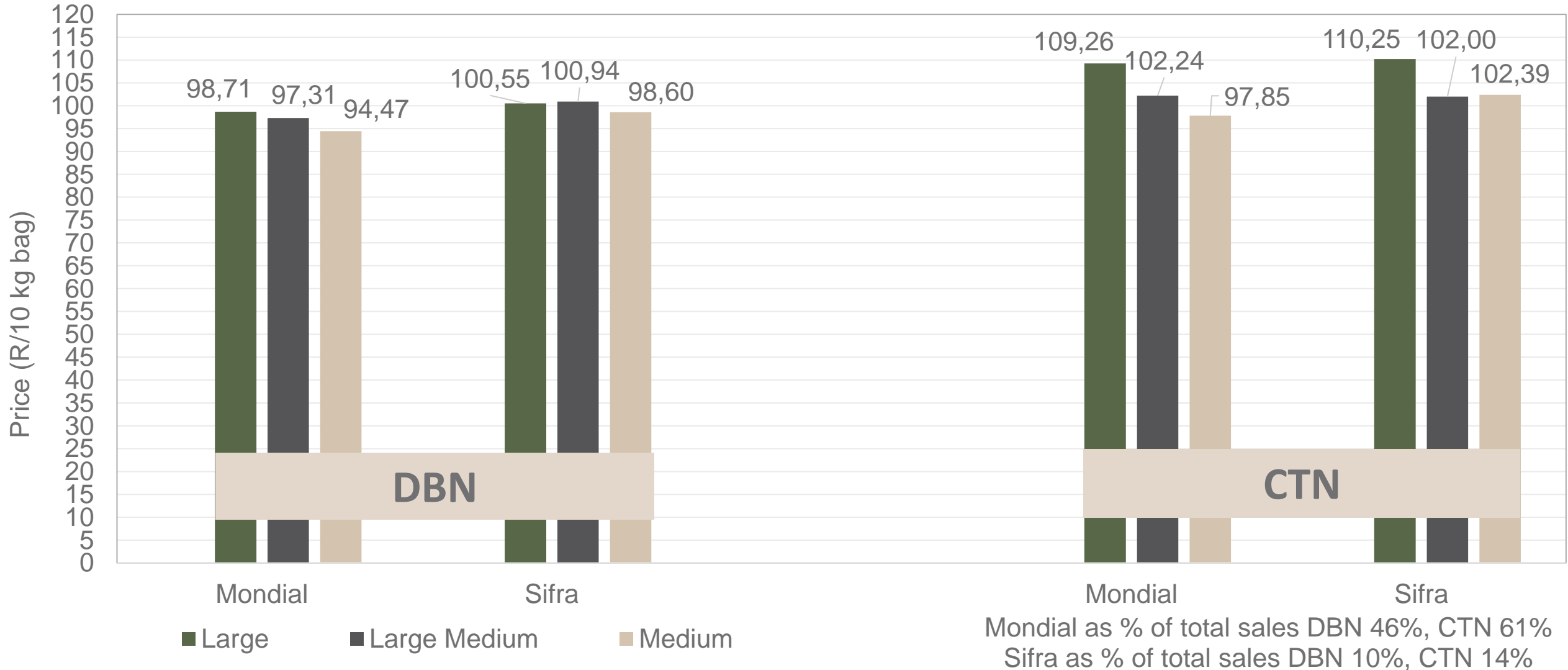
Period: Friday, 06 January 2023 to Friday, 15 September 2023

Region	2023 to date % sales of estimated yearly sales on FPMs	% sales Same period previous year
Limpopo	40,6%	34,3%
Eastern FS	98,6%	98,3%
Western FS	92,1%	86,5%
Northern Cape	92,1%	97,3%
KwaZulu Natal	74,2%	75,1%

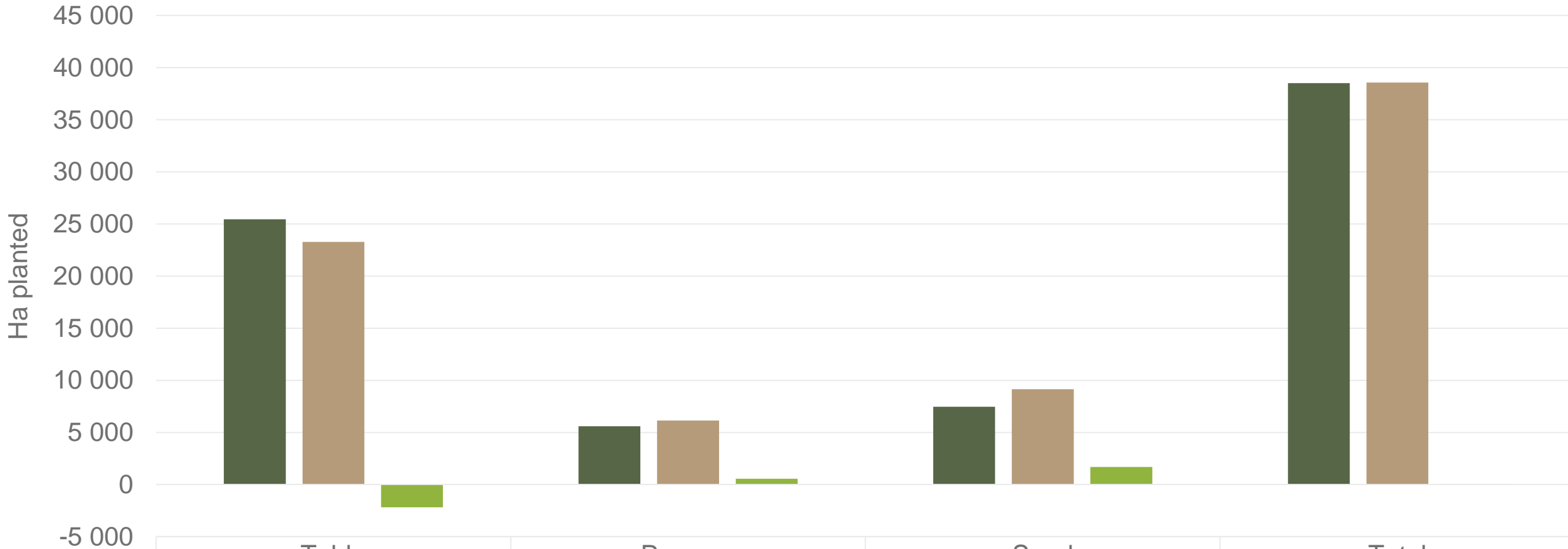
PTA & JHB markets: Average Prices - Different Sizes (only 10 kg bags)



DBN & CTN markets: Average Prices - Different Sizes (only 10 kg bags)



Hectares planted to date for season 2023 versus 2022




Regions finished planting: Northern Cape early, North West main, Eastern Free State main, Ceres main, North Eastern Cape, KZN summer, Northern Cape main * To be confirmed, Western FS, North West late *To be confirmed, Sandveld summer, Limpopo early and South Western Free State harvest


Data disclaimer: Potatoes SA does not take responsibility for the accuracy or interpretation of company data re-purposed by 3rd parties


Thank you for your time

Feel free to contact us

 dikgetho@potatoes.co.za
lynne@potatoes.co.za

 +27 (0)12 349 1906

 6 De Havilland Crescent
Persequor Techno Park
Persequor Park
Pretoria

 www.potatoes.co.za



Potatoes
Aartappels SA