



# Weekly Market Information

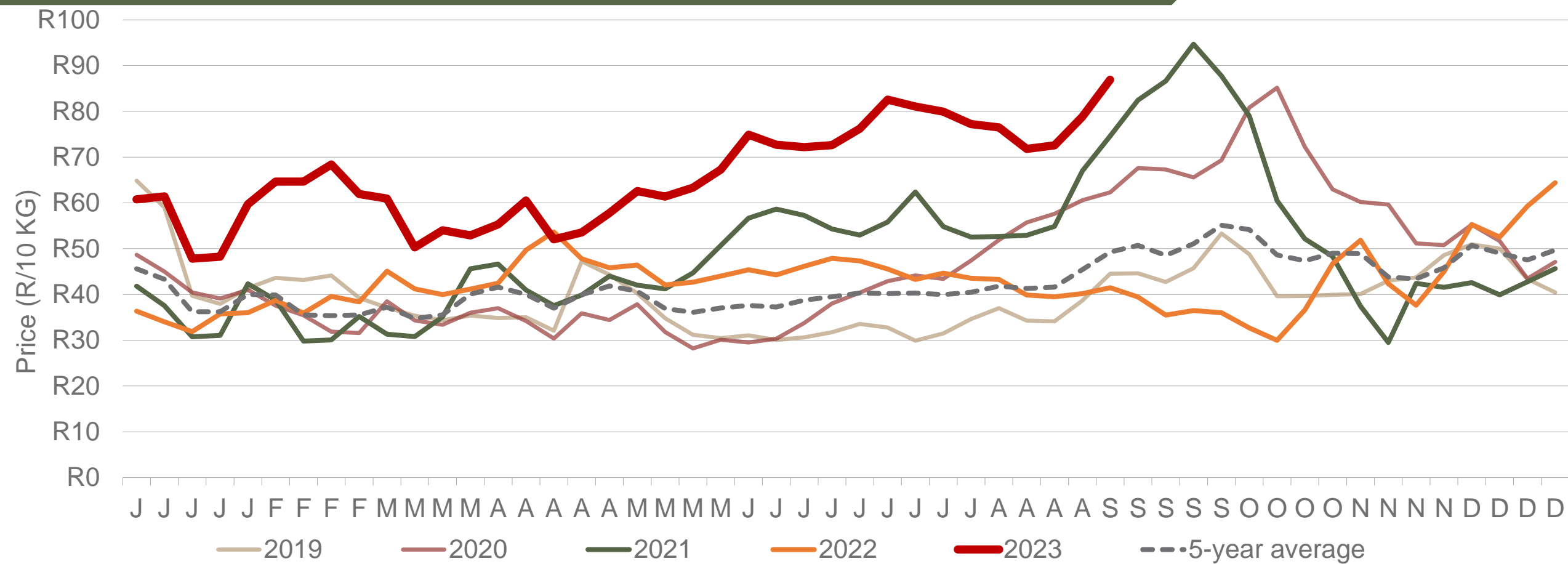
08 September 2023



Potatoes  
Aartappels SA

[www.potatoes.co.za](http://www.potatoes.co.za)



# Average weekly price – all markets & all classes



Number of bags sold

**7%**


(Week on Week)



Average weekly price

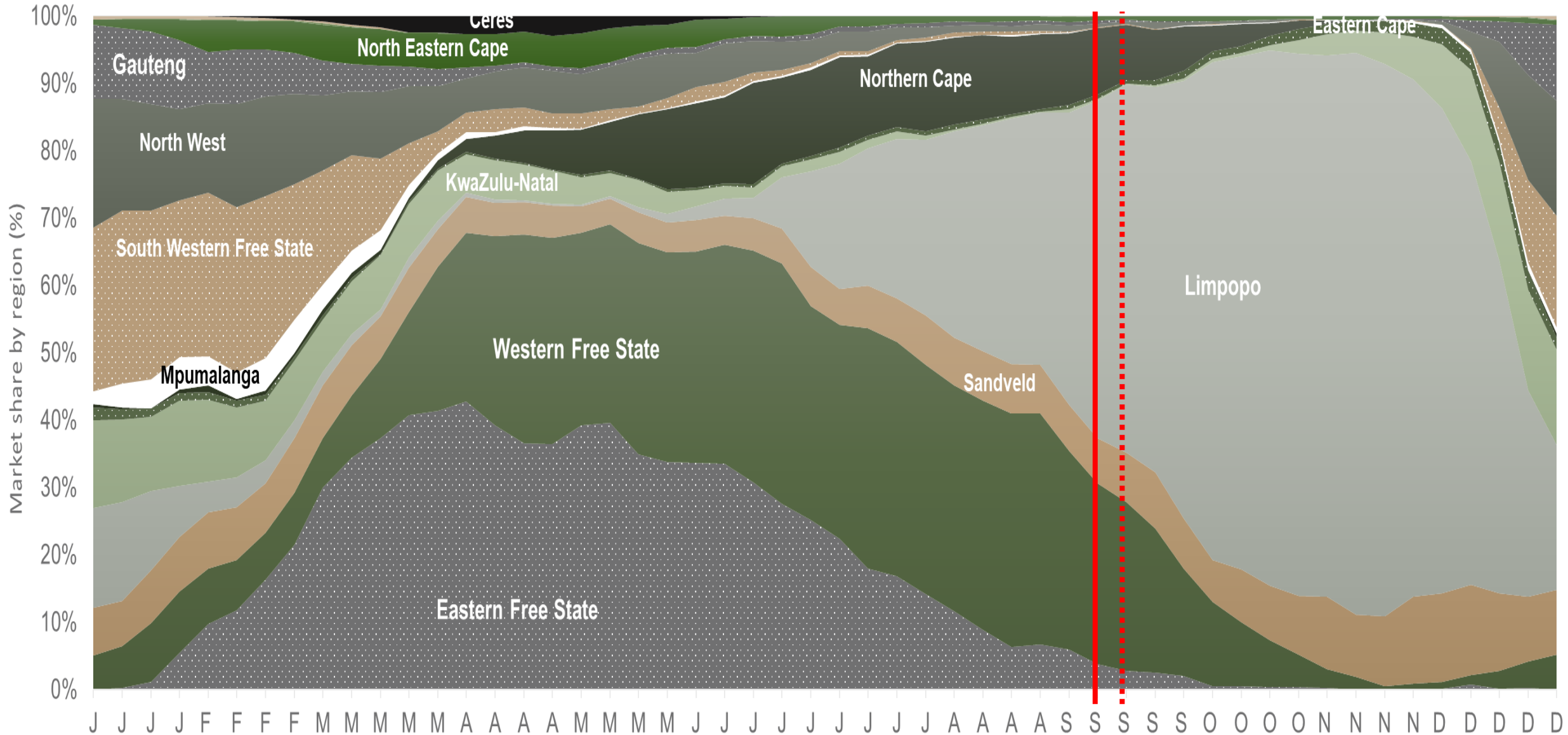
**10%**

(Week on week)



Data disclaimer: Potatoes SA does not take responsibility for the accuracy or interpretation of company data re-purposed by 3rd parties

# Market share of regions on fresh produce markets



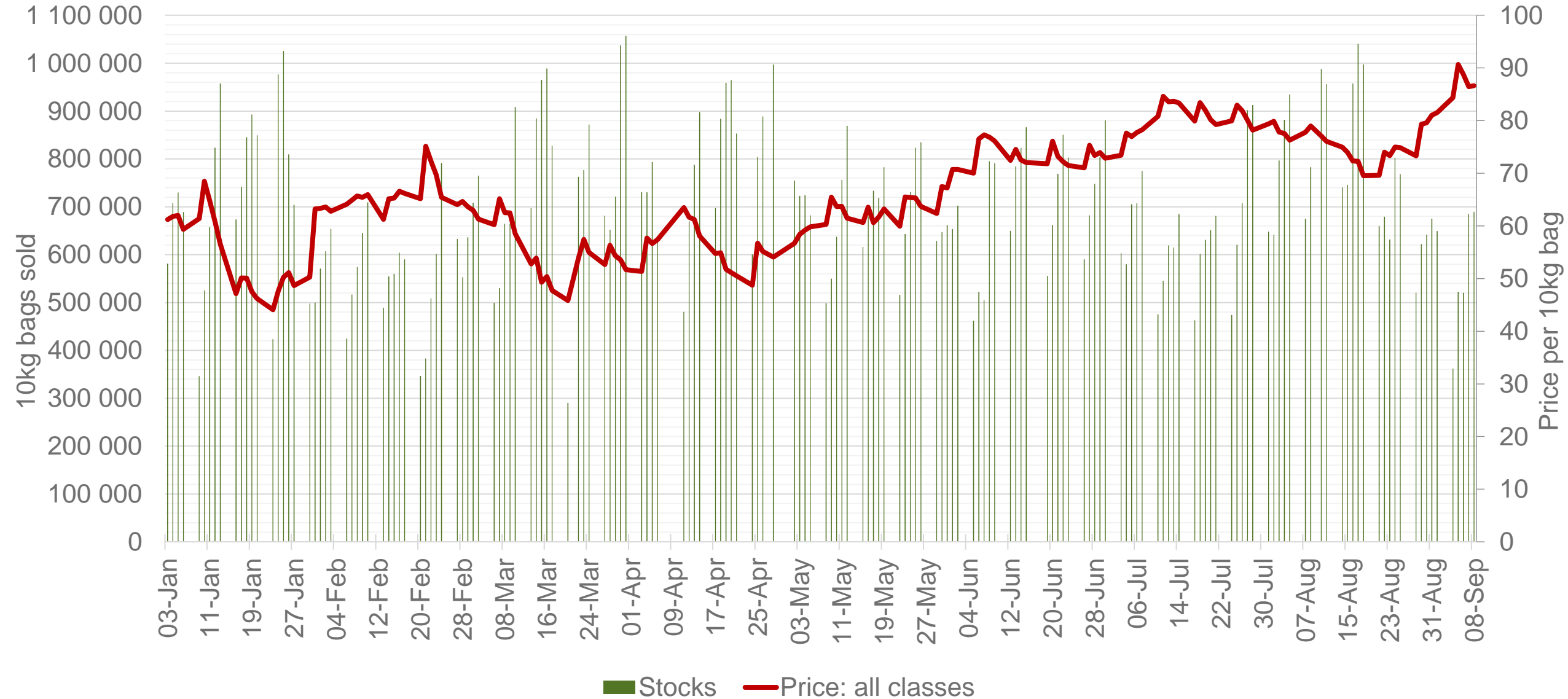
Data disclaimer: Potatoes SA does not take responsibility for the accuracy or interpretation of company data re-purposed by 3rd parties

# Cumulative total number of 10 kg bags sold on markets: First 36 weeks of the year 2023

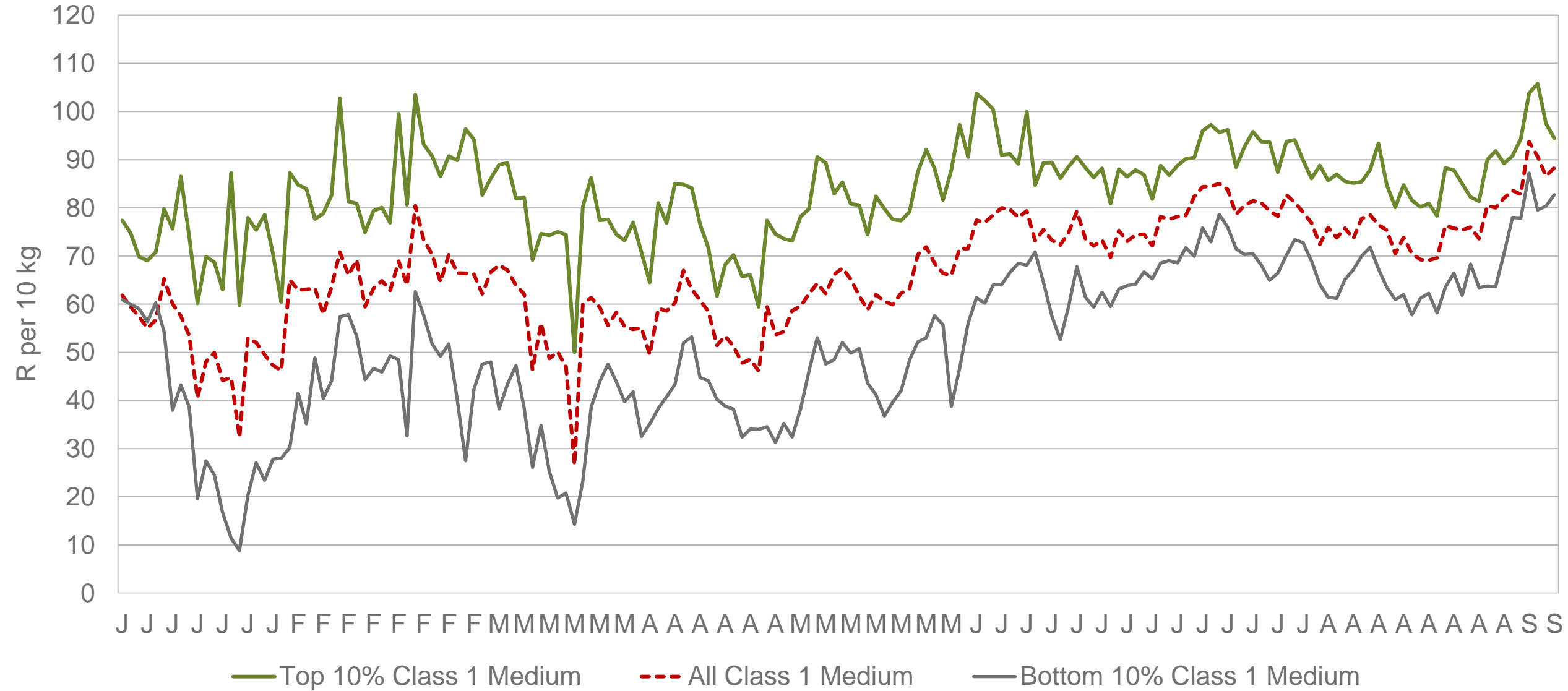


Sold 8 284 907 bags **less** than the **5-year average** (2018 to 2022) of the first thirty-six weeks of each year

# RSA daily Price versus Daily Available stocks (all classes & all sizes)

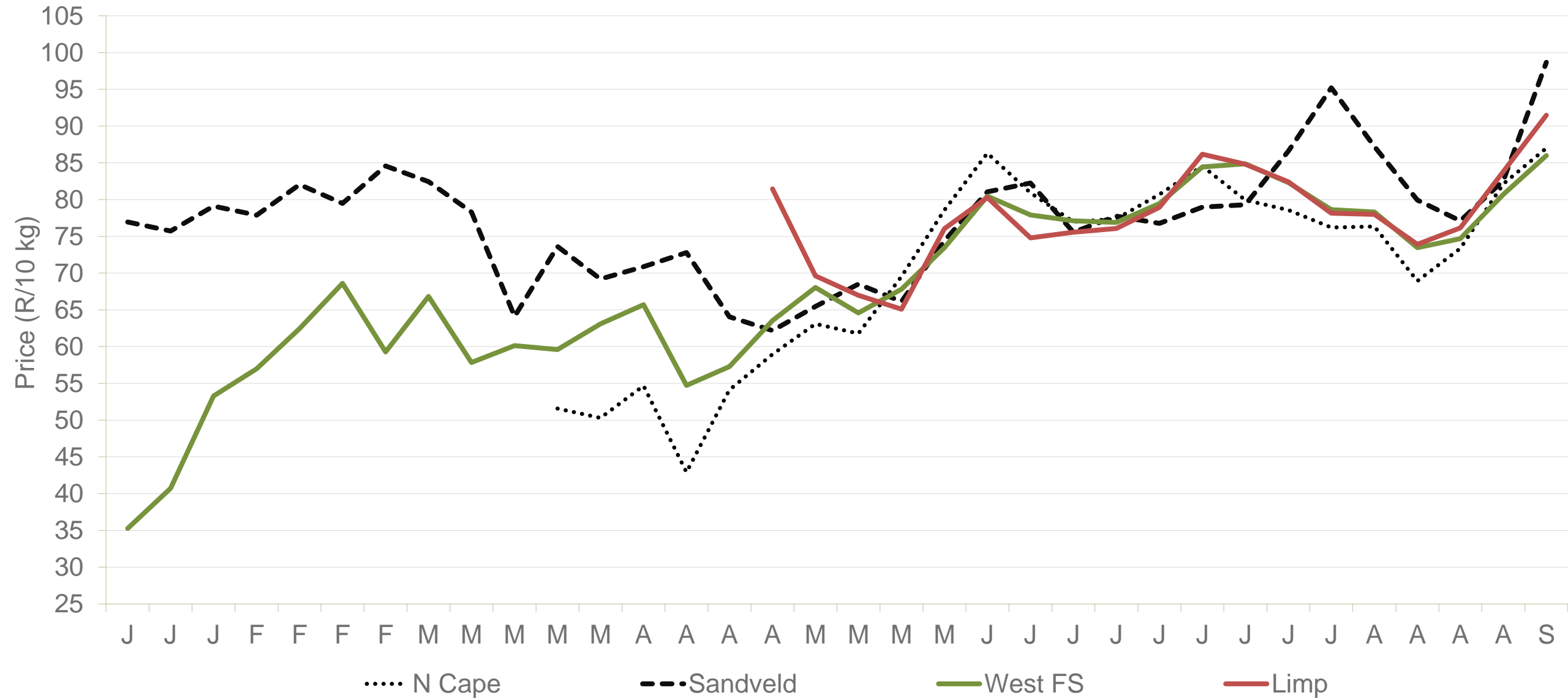


# JHB market daily : Top 10% versus Bottom 10% prices – Class 1 Medium (Since January 2023)



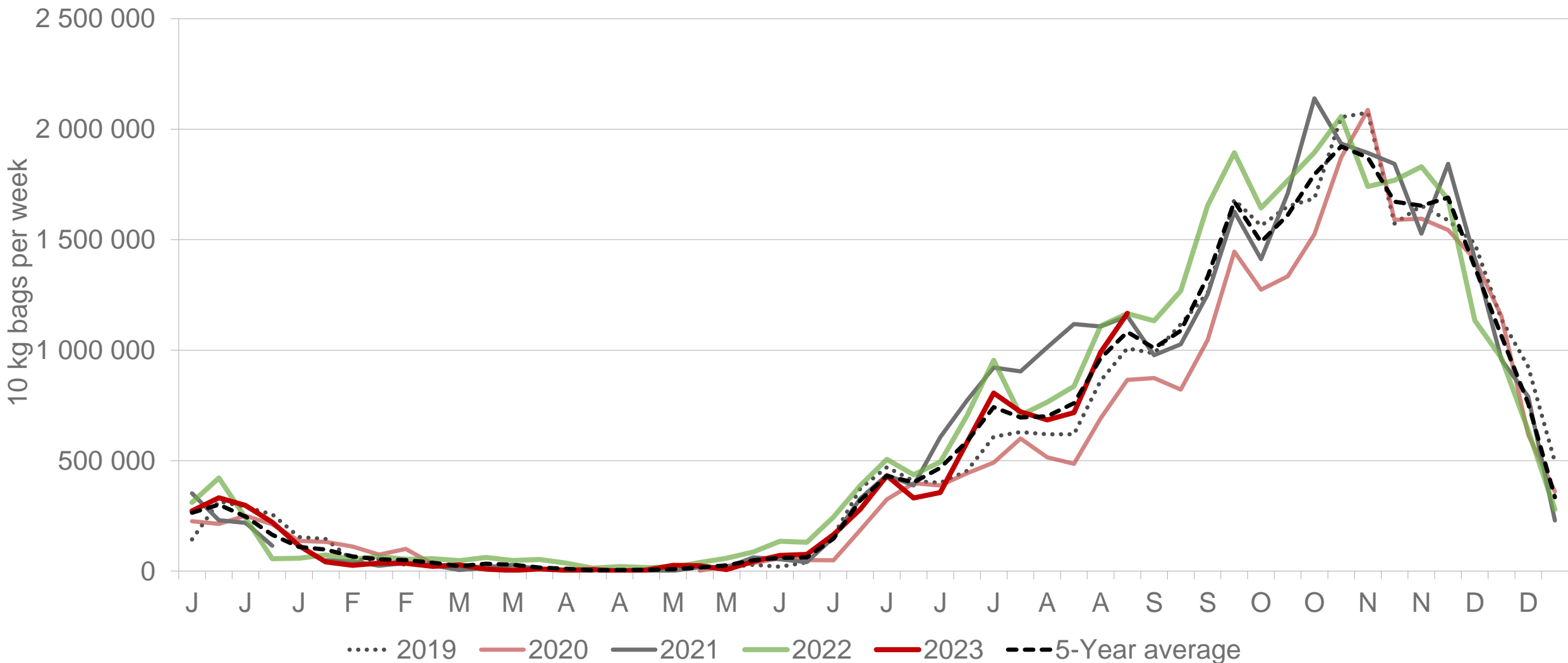
Data disclaimer: Potatoes SA does not take responsibility for the accuracy or interpretation of company data re-purposed by 3rd parties

# Average Class 1 Medium prices in regions



Data disclaimer: Potatoes SA does not take responsibility for the accuracy or interpretation of company data re-purposed by 3rd parties

# Limpopo: Amount of 10 kg bags per week sold on FPMs (all classes)

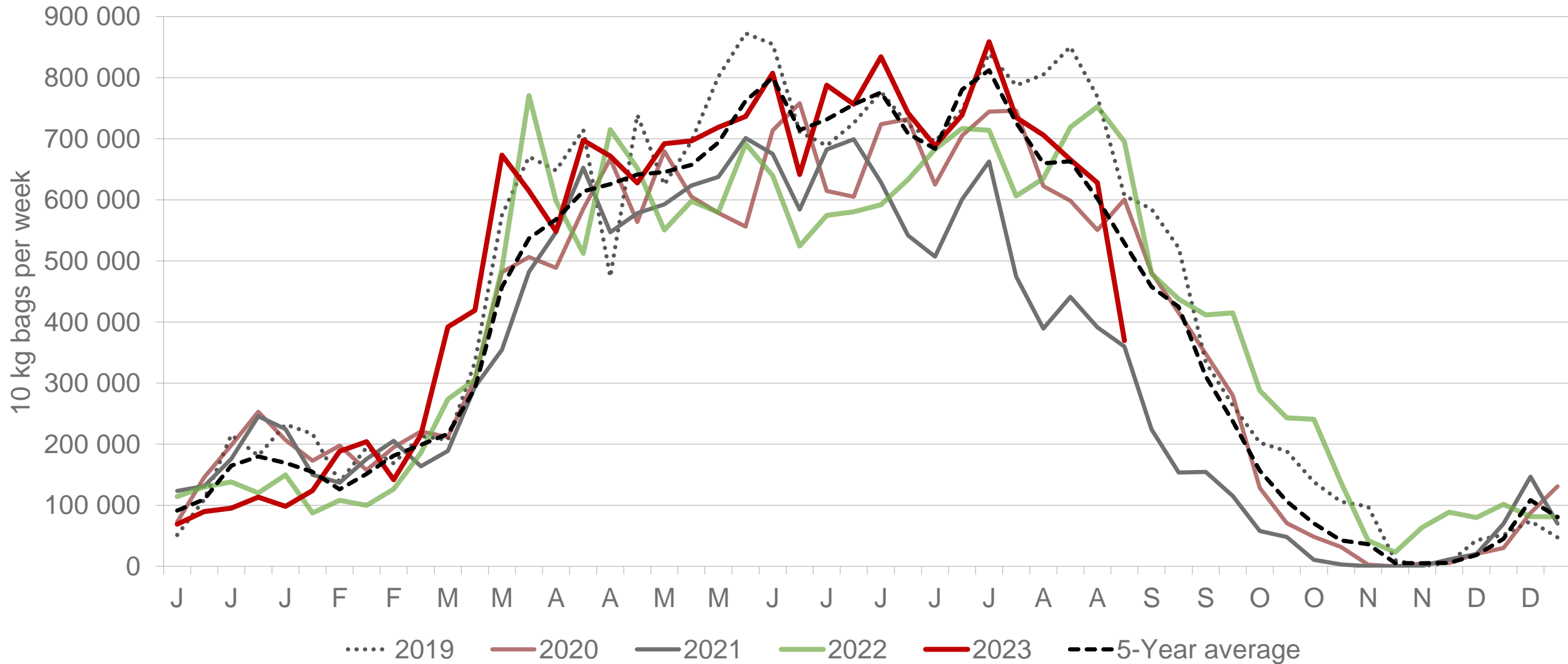


Sold 15% bags **less** than the same period of 2022 and 94 163 bags **less** than the **5-year average** (2018 to 2022) of the first thirty-six weeks of each year.

*Data disclaimer: Potatoes SA does not take responsibility for the accuracy or interpretation of company data re-purposed by 3rd parties*



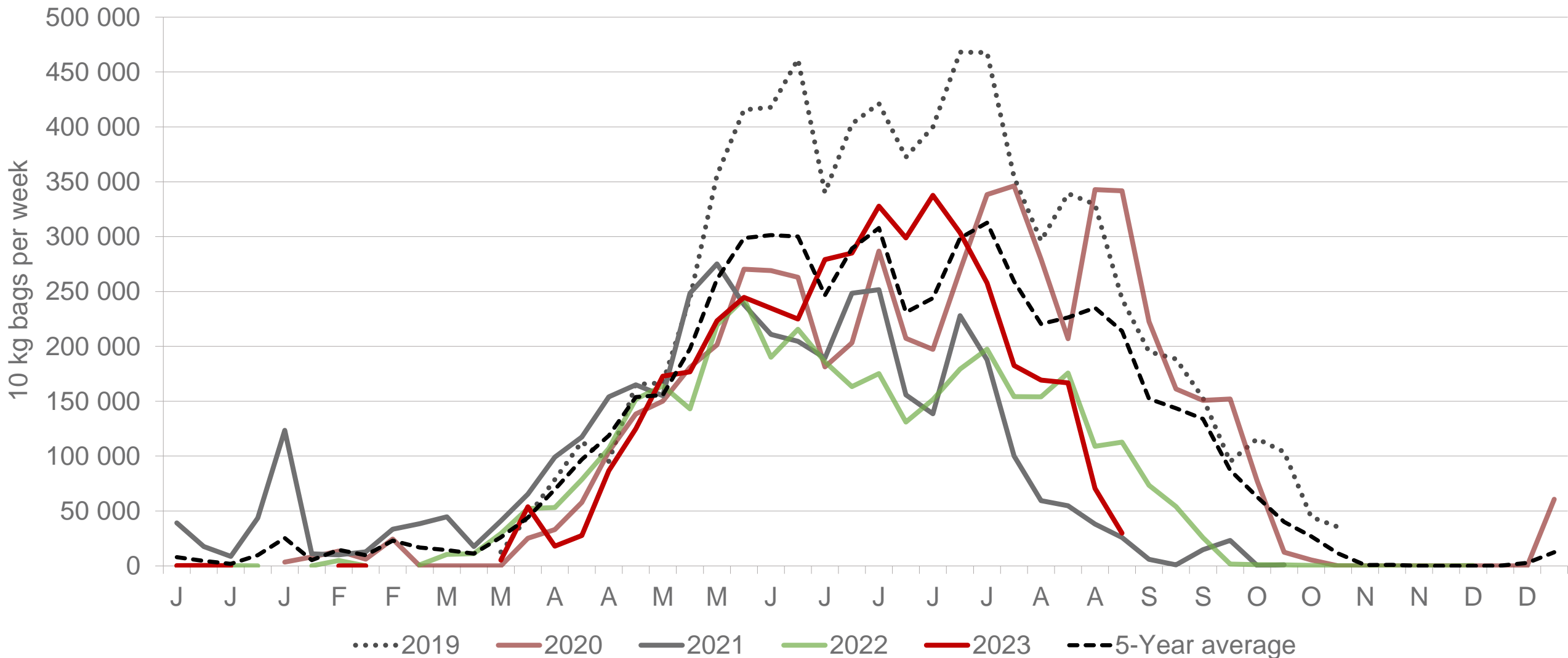
# Western Free State : Amount of 10 kg bags per week sold on FPMs (all classes)



Sold 10% bags **more** than the same period of 2022 and 458 329 bags **more** than the **5-year average** (2018 to 2022) of the first thirty-six weeks of each year.

*Data disclaimer: Potatoes SA does not take responsibility for the accuracy or interpretation of company data re-purposed by 3rd parties*

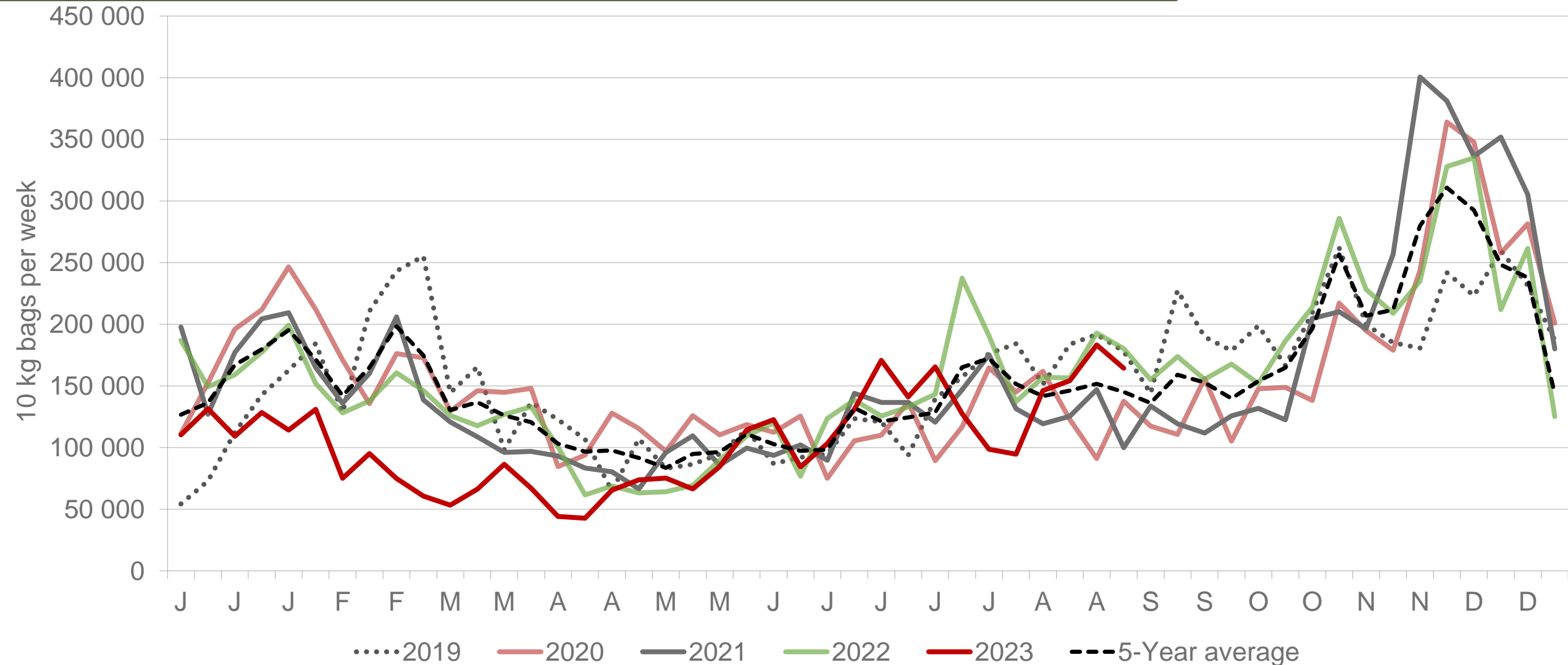
# Northern Cape: Amount of 10 kg bags per week sold on FPMs (all classes)



Sold 21% bags **more** than the same period of 2022 and 949 673 bags **less** than the **5-year average** (2018 to 2022) of the first thirty-six weeks of each year.

*Data disclaimer: Potatoes SA does not take responsibility for the accuracy or interpretation of company data re-purposed by 3rd parties*

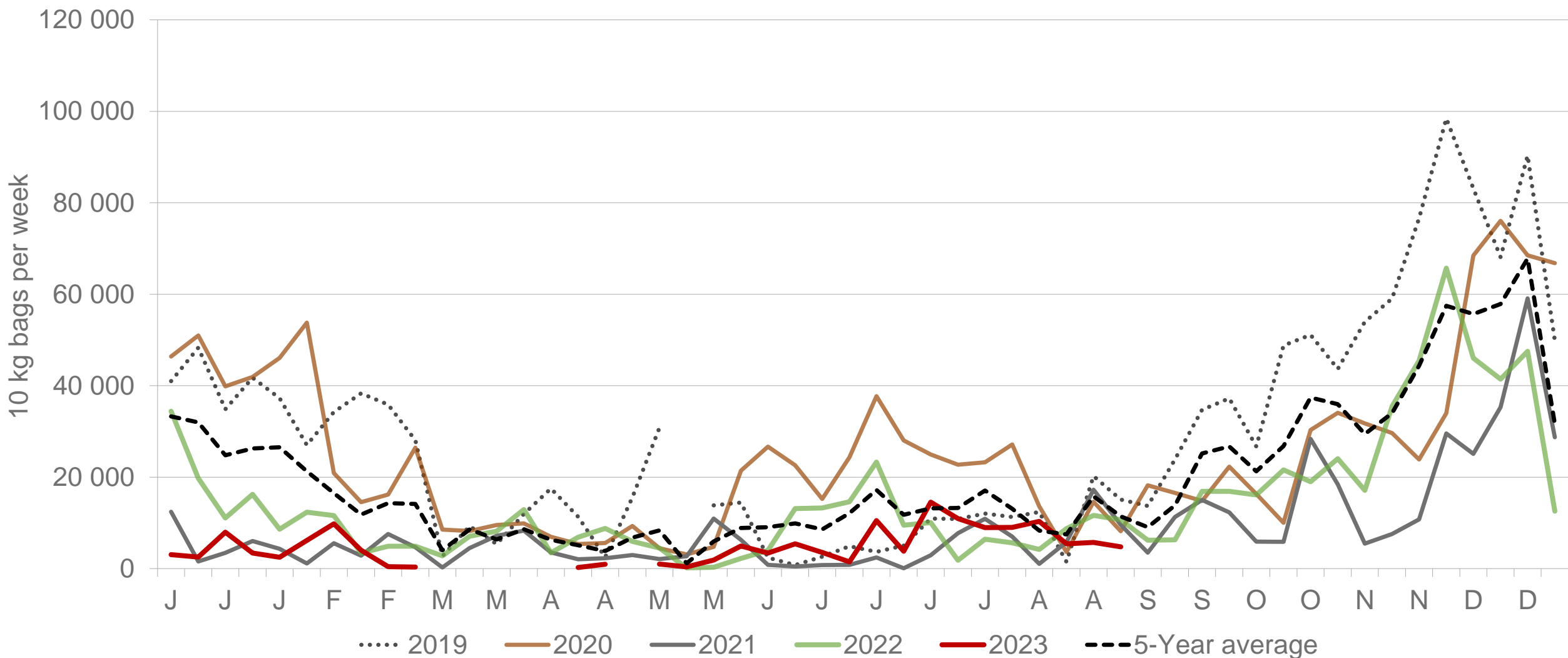
# Sandveld: Amount of 10 kg bags per week sold on FPMs (all classes)



Sold 22% bags **less** than the same period of 2022 and 1 066 600 bags **less** than the **5-year average** (2018 to 2022) of the first thirty-six weeks of each year.

*Data disclaimer: Potatoes SA does not take responsibility for the accuracy or interpretation of company data re-purposed by 3rd parties*

# Eastern Cape: Amount of 10 kg bags per week sold on FPMs (all classes)



Sold 55% bags **less** than the same period of 2022 and 315 141 bags **less** than the **5-year average** (2018 to 2022) of the first thirty-six weeks of each year.

*Data disclaimer: Potatoes SA does not take responsibility for the accuracy or interpretation of company data re-purposed by 3rd parties*

# Average weekly prices and volumes for 10 kg bags of potatoes sold on selected markets from selected production regions



Klas & Grootte	Limpopo								Western Free State				Sandveld		All Regions	
	JOH		PRE		DUR		SPR		JOH		PRE		CAP		All Markets	
	Volume 10kg	Prices R/10kg	Volume 10kg	Prices R/10kg	Volume 10kg	Prices R/10kg	Volume 10kg	Prices R/10kg	Volume 10kg	Prices R/10kg	Volume 10kg	Prices R/10kg	Volume 10kg	Prices R/10kg	Volume 10kg	Prices R/10kg
1L	157 784	93,06	88 904	92,80	28 798	94,82	23 349	93,06	13 460	91,30	11 840	89,56	17 493	108,25	424 352	93,44
1L/M	149 526	92,60	57 317	92,66	41 844	96,79	13 124	90,78	18 719	89,10	8 311	89,51	35 742	101,52	404 576	93,08
1M	110 230	90,47	39 706	88,86	38 259	94,55	8 186	88,21	17 992	86,29	7 849	86,87	37 381	97,36	344 085	90,22
1S	41 597	74,24	10 476	71,46	12 862	80,82	2 416	73,15	4 791	69,61	1 292	71,43	23 289	80,02	116 142	75,06
1S/M	27 146	84,11	6 286	78,42	6 518	89,20	1 137	83,37	7 111	75,30	1 210	74,24	2 957	86,64	81 904	80,21
1XL	6 520	94,32	-	-	-	-	-	-	1 275	90,64	-	-	-	-	8 430	94,07
1XS	25 621	56,89	-	-	-	-	-	-	1 818	48,43	-	-	-	-	27 889	56,24
1XXS	613	64,36	-	-	-	-	-	-	-	-	-	-	-	-	613	64,36
2L	24 430	88,91	14 419	87,57	4 230	90,84	1 394	86,45	10 526	81,56	3 474	85,88	6 222	99,90	97 315	87,52
2L/M	11 774	86,28	11 000	86,56	1 226	84,43	2 281	82,83	10 119	79,49	3 307	84,65	6 374	91,74	74 065	84,26
2M	13 420	81,61	7 658	82,78	884	84,72	1 452	78,97	4 366	85,40	1 760	78,51	11 312	85,49	58 467	81,97
2S	6 286	60,98	1 717	64,17	539	70,17	426	58,41	723	71,56	716	67,49	5 708	65,34	21 509	63,23
2S/M	2 172	71,68	729	75,73	983	80,80	630	76,03	3 236	61,00	676	65,83	390	54,10	14 001	71,85
2XL	1 627	88,01	-	-	-	-	-	-	4 152	84,70	-	-	-	-	7 579	87,98
2XS	611	44,14	-	-	-	-	-	-	759	40,75	-	-	-	-	2 244	35,91
2XXS	-	-	-	-	-	-	-	-	-	-	-	-	-	-	-	-
3L	5 387	81,79	1 356	79,09	550	85,00	898	82,77	3 096	67,59	4 290	81,01	190	90,74	24 011	77,14
3L/M	7 350	76,57	3 127	70,80	84	120,00	510	76,50	2 919	66,19	1 975	78,87	200	67,85	21 434	74,32
3M	13 870	75,61	5 872	68,67	1 299	68,74	490	76,33	3 959	65,19	770	72,86	1 674	72,57	40 185	70,91
3S/M	2 400	61,27	635	67,60	-	-	118	70,37	-	-	550	57,40	-	-	5 697	58,38
3XS	-	-	-	-	-	-	-	-	-	-	-	-	-	-	-	-
3XXS	-	-	-	-	-	-	-	-	-	-	-	-	-	-	-	-
4L	-	-	-	-	-	-	-	-	-	-	842	76,91	-	-	974	75,76
4L/M	-	-	-	-	-	-	-	-	-	-	880	68,00	-	-	1 578	70,67
4M	-	-	55	120,00	-	-	-	-	-	-	550	62,05	-	-	3 750	57,64
4S	-	-	-	-	-	-	-	-	-	-	-	-	-	-	-	-
4S/M	-	-	-	-	-	-	-	-	-	-	550	54,80	-	-	665	55,73
Total	608 819	87,39	255 247	88,13	142 610	91,93	57 452	88,45	109 028	81,18	51 468	83,28	157 752	92,11	1 813 624	86,90

Data disclaimer: Potatoes SA does not take responsibility for the accuracy or interpretation of company data re-purposed by 3rd parties

# % sales on FPMs per region based on archived production characteristics

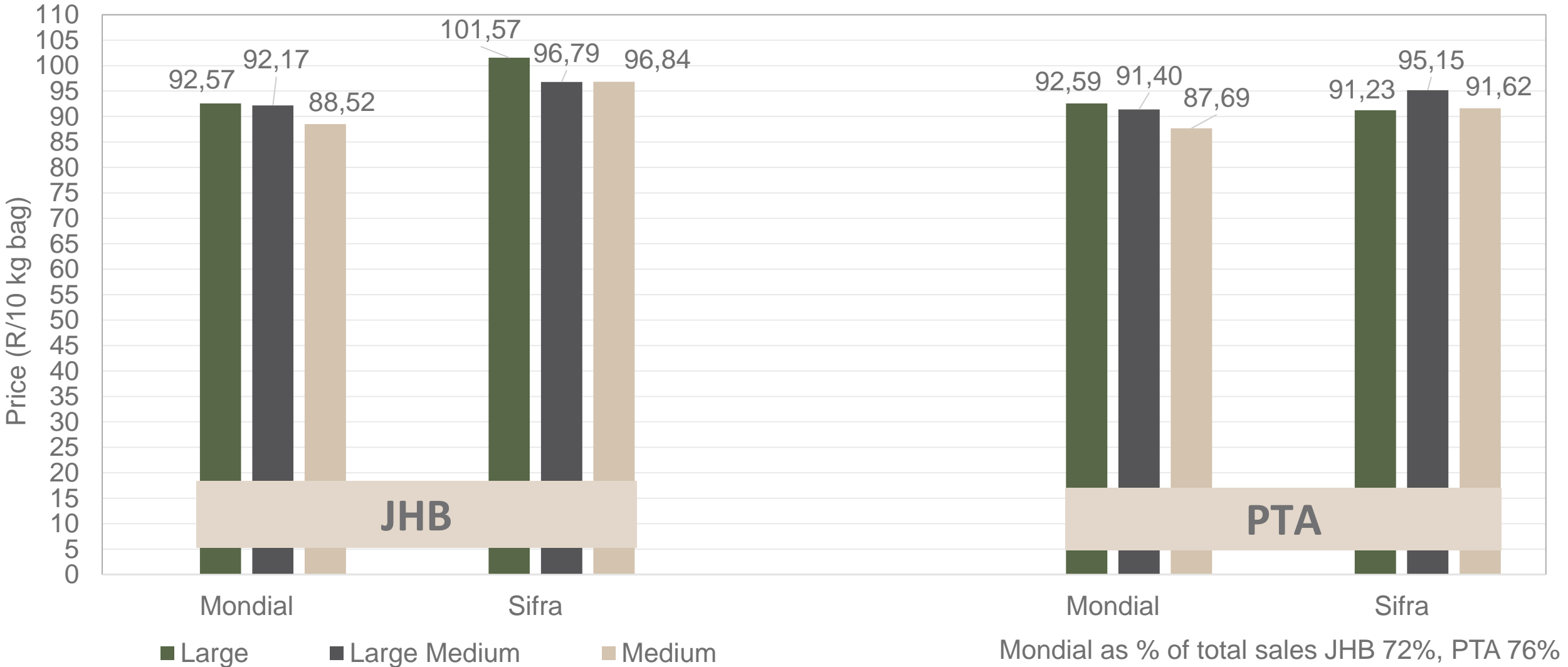


## % sales on FPMs per region based on archived production characteristics

**Period:** Friday, 06 January 2023 to Friday, 08 September 2023

Region	2023 to date % sales of estimated yearly sales on FPMs	% sales Same period previous year
Limpopo	35,8%	30,9%
Eastern FS	98,5%	97,9%
Western FS	90,9%	84,1%
Northern Cape	92,0%	95,4%
KwaZulu Natal	74,2%	75,1%

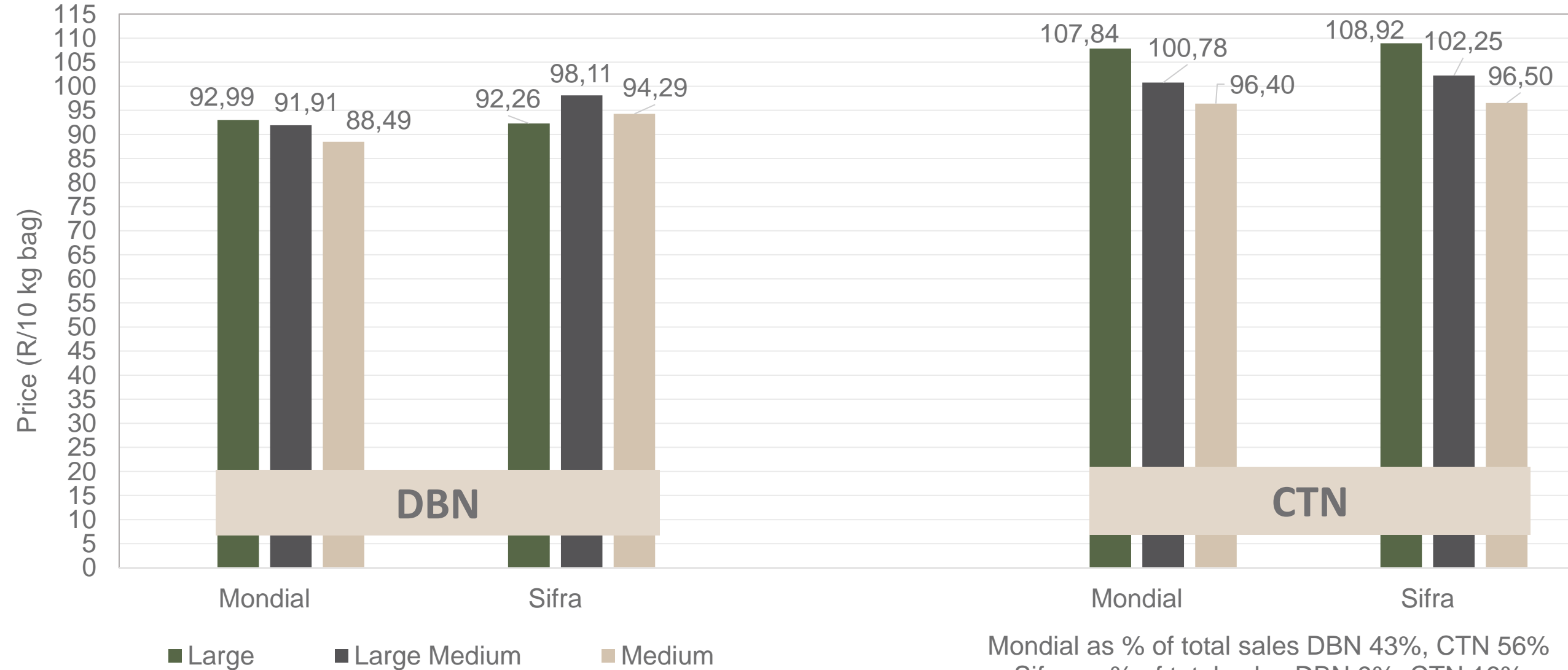
# PTA & JHB markets: Average Prices - Different Sizes (only 10 kg bags)



Mondial as % of total sales JHB 72%, PTA 76%  
 Sifra as % of total sales JHB 6%, PTA 8%

*Data disclaimer: Potatoes SA does not take responsibility for the accuracy or interpretation of company data re-purposed by 3rd parties*

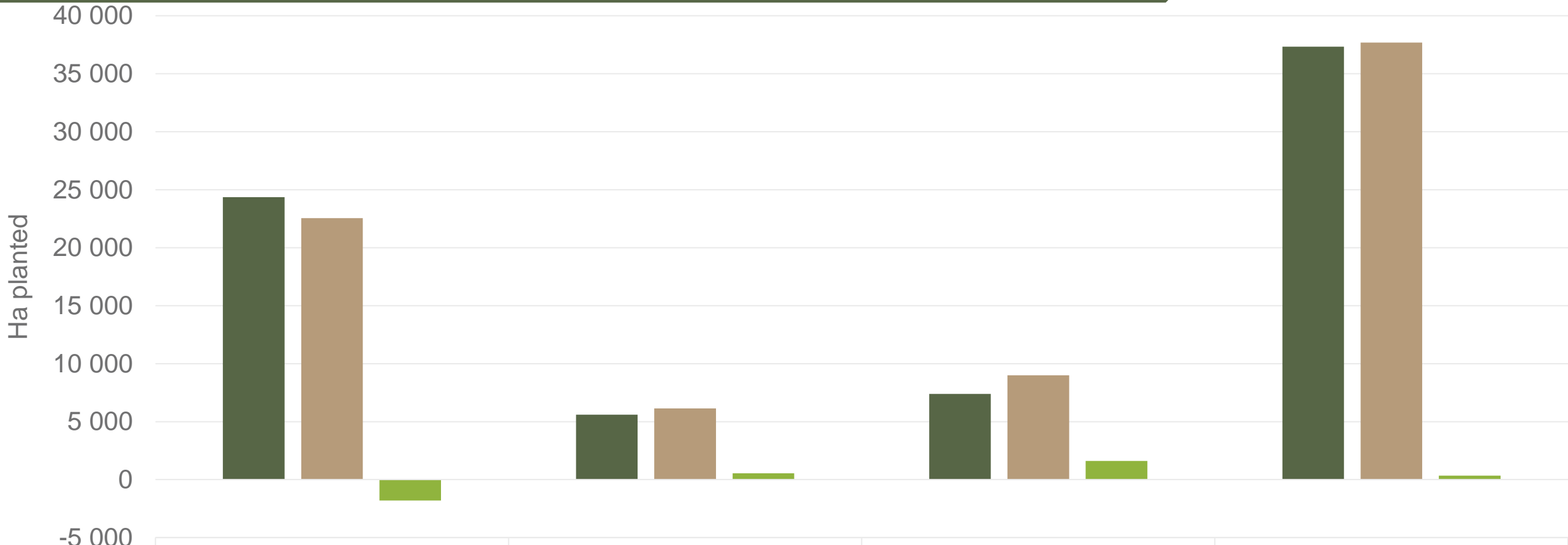
# DBN & CTN markets: Average Prices - Different Sizes (only 10 kg bags)



Mondial as % of total sales DBN 43%, CTN 56%  
 Sifra as % of total sales DBN 9%, CTN 16%



# Hectares planted to date for season 2023 versus 2022




Regions finished planting: Northern Cape early, North West main, Eastern Free State main, Ceres main, North Eastern Cape, KZN summer, Northern Cape main \* To be confirmed, Western FS, North West late \*To be confirmed, Sandveld summer, Limpopo early and South Western Free State harvest


**Data disclaimer: Potatoes SA does not take responsibility for the accuracy or interpretation of company data re-purposed by 3rd parties**


# Thank you for your time

Feel free to contact us

 [dikgetho@potatoes.co.za](mailto:dikgetho@potatoes.co.za)  
[lynne@potatoes.co.za](mailto:lynne@potatoes.co.za)

 +27 (0)12 349 1906

 6 De Havilland Crescent  
Persequor Techno Park  
Persequor Park  
Pretoria

 [www.potatoes.co.za](http://www.potatoes.co.za)



Potatoes  
Aartappels SA