



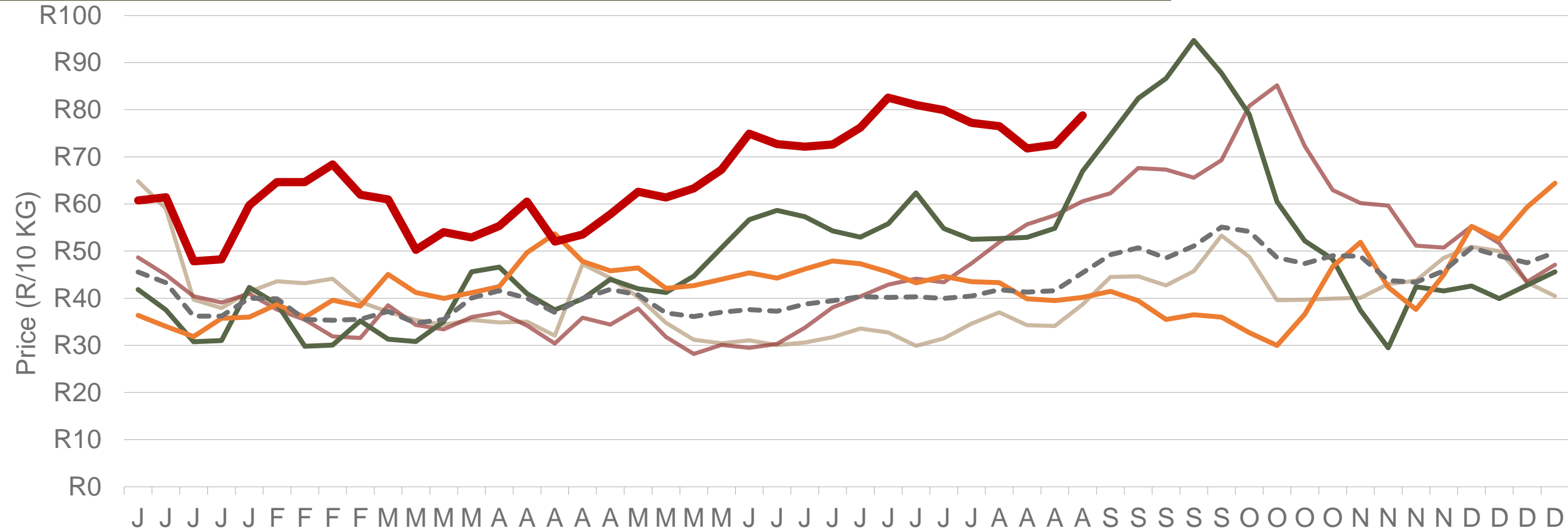
Potatoes
Aartappels SA

Weekly Market Information

01 September 2023

www.potatoes.co.za

Average weekly price – all markets & all classes




— 2019 — 2020 — 2021 — 2022 — 2023 - - - 5-year average



Number of bags sold

8%

(Week on Week)



Average weekly price

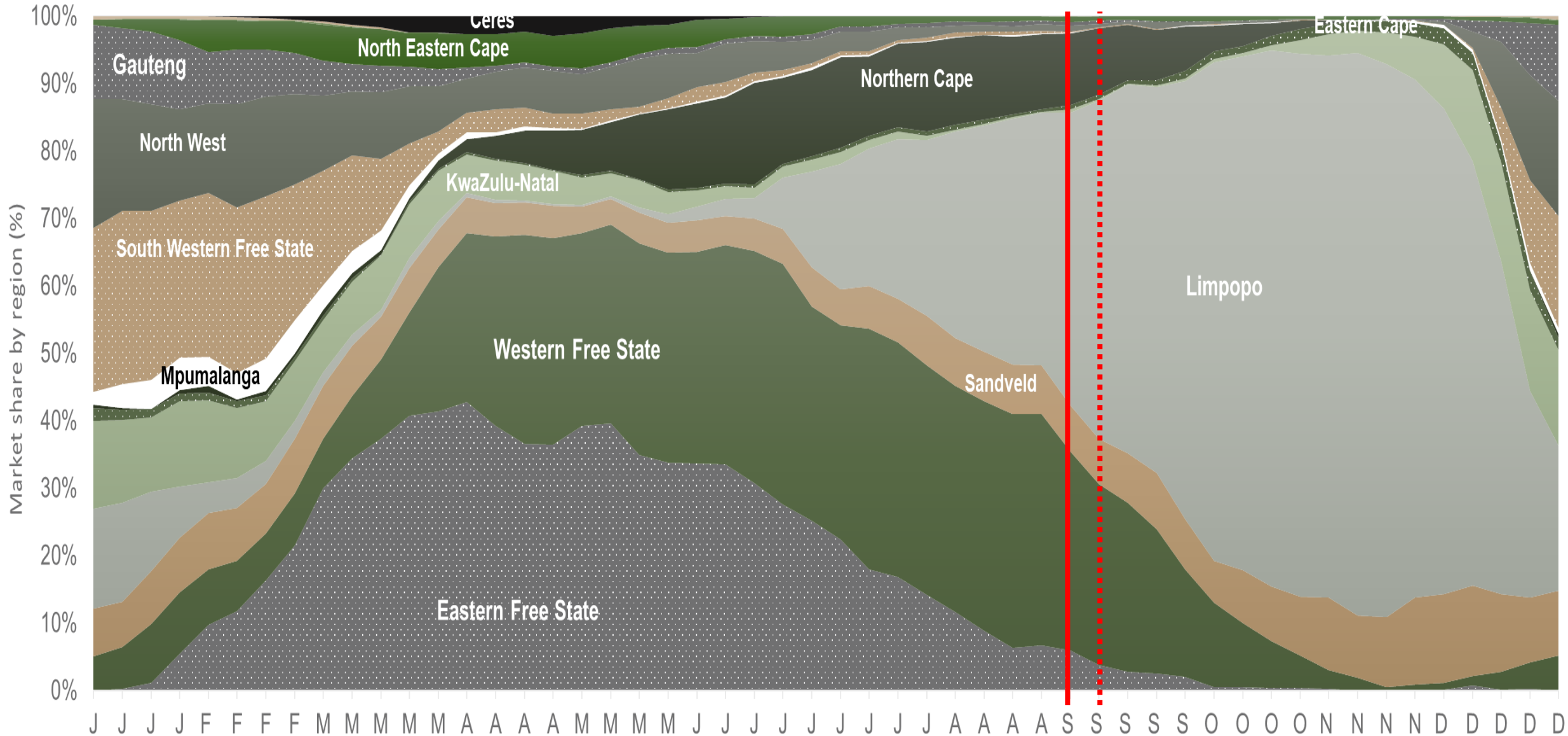
9%

(Week on week)



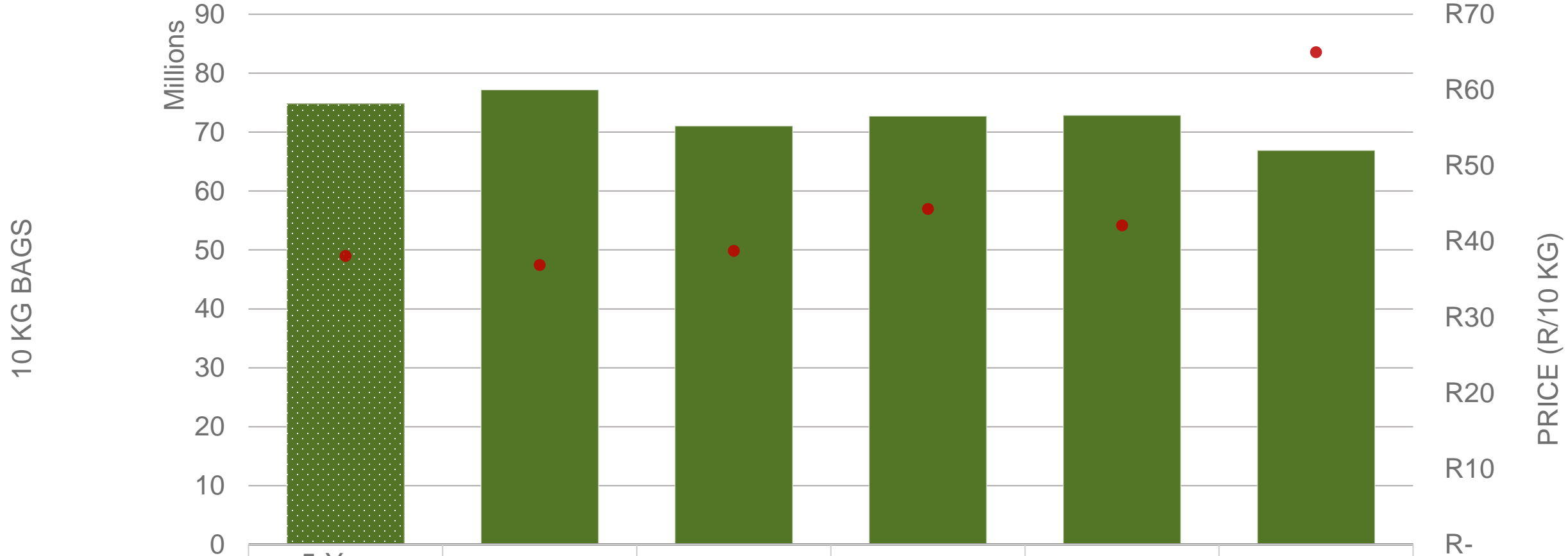
Data disclaimer: Potatoes SA does not take responsibility for the accuracy or interpretation of company data re-purposed by 3rd parties

Market share of regions on fresh produce markets



Data disclaimer: Potatoes SA does not take responsibility for the accuracy or interpretation of company data re-purposed by 3rd parties

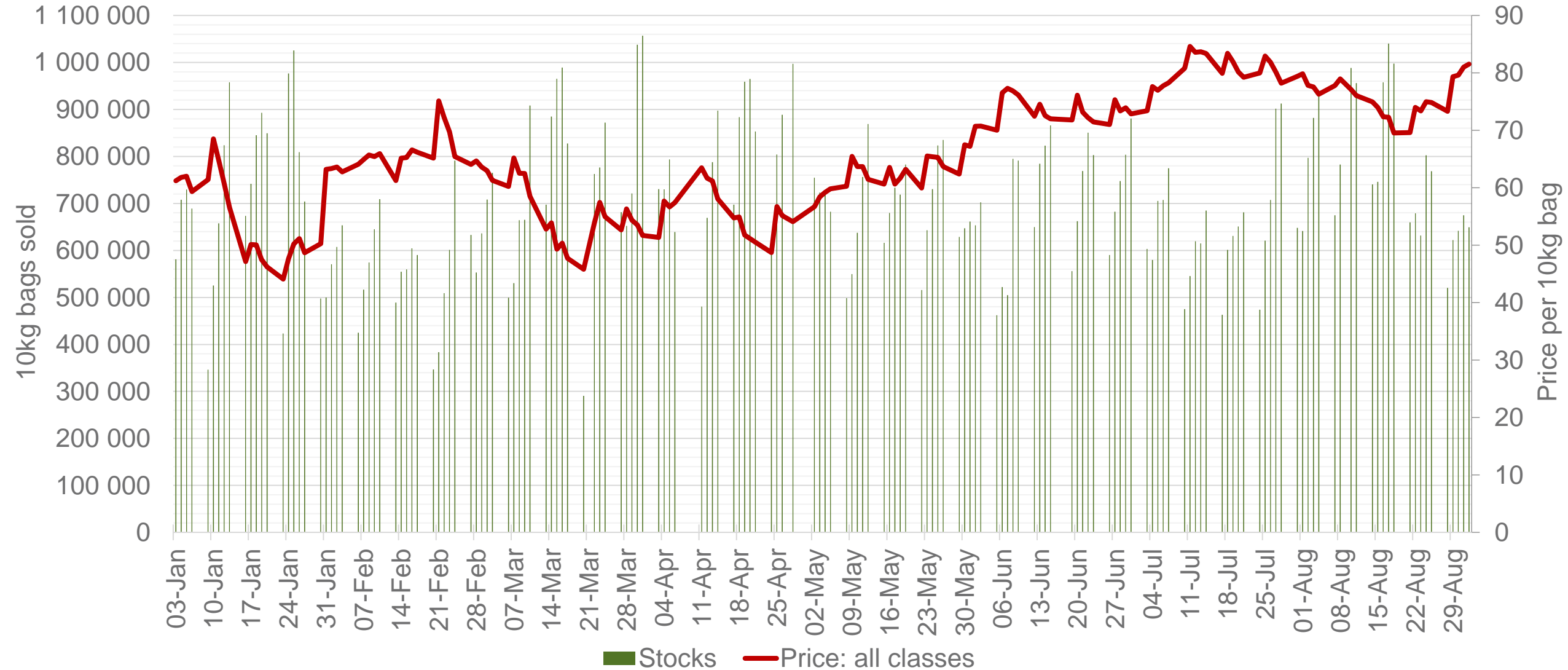
Cumulative total number of 10 kg bags sold on markets: First 35 weeks of the year 2023



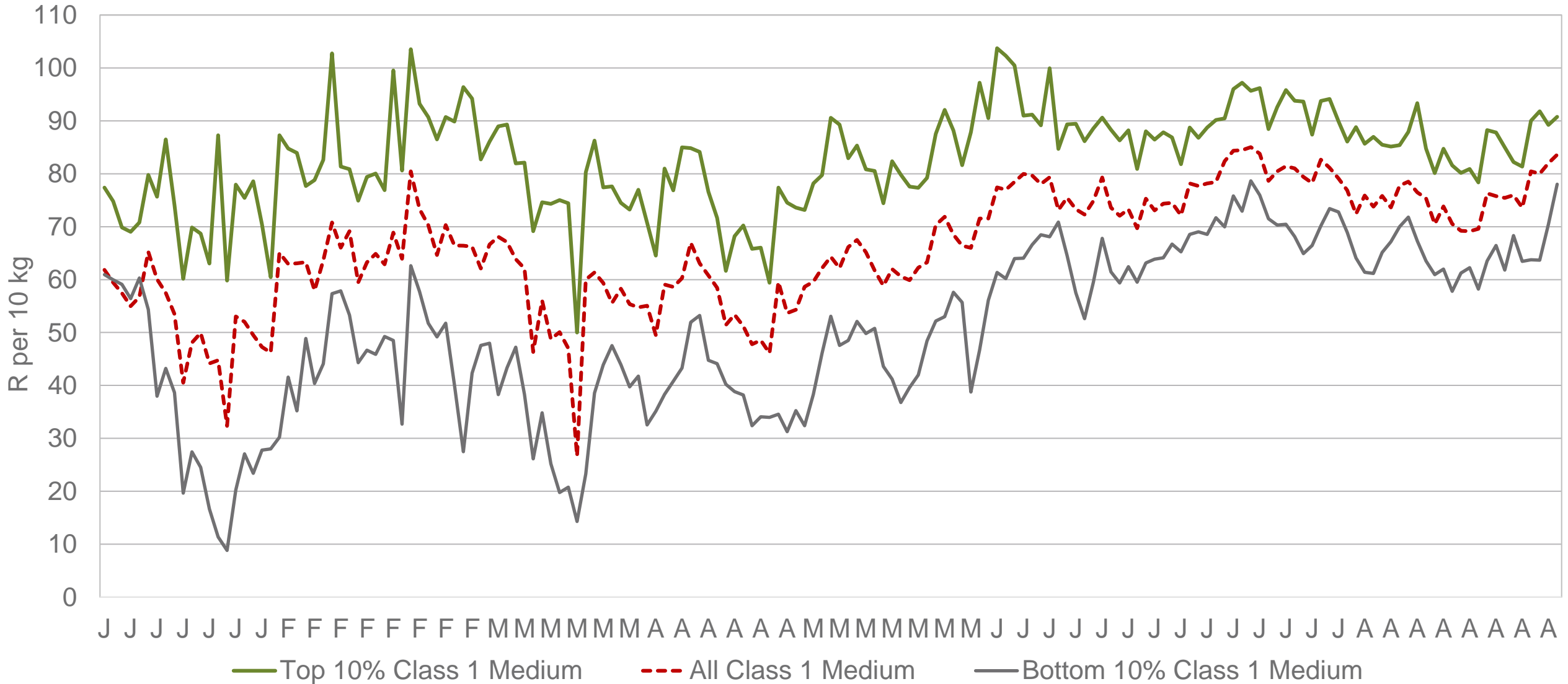
	5-Year average	2019	2020	2021	2022	2023*
■ Number of bags sold	74 860 118	77 168 833	71 066 576	72 716 168	72 876 606	66 925 976
● Average price	R 38,09	R 36,90	R 38,76	R 44,28	R 42,13	R 64,99

Sold 7 934 142 bags **less** than the **5-year average** (2018 to 2022) of the first thirty-five weeks of each year

RSA daily Price versus Daily Available stocks (all classes & all sizes)

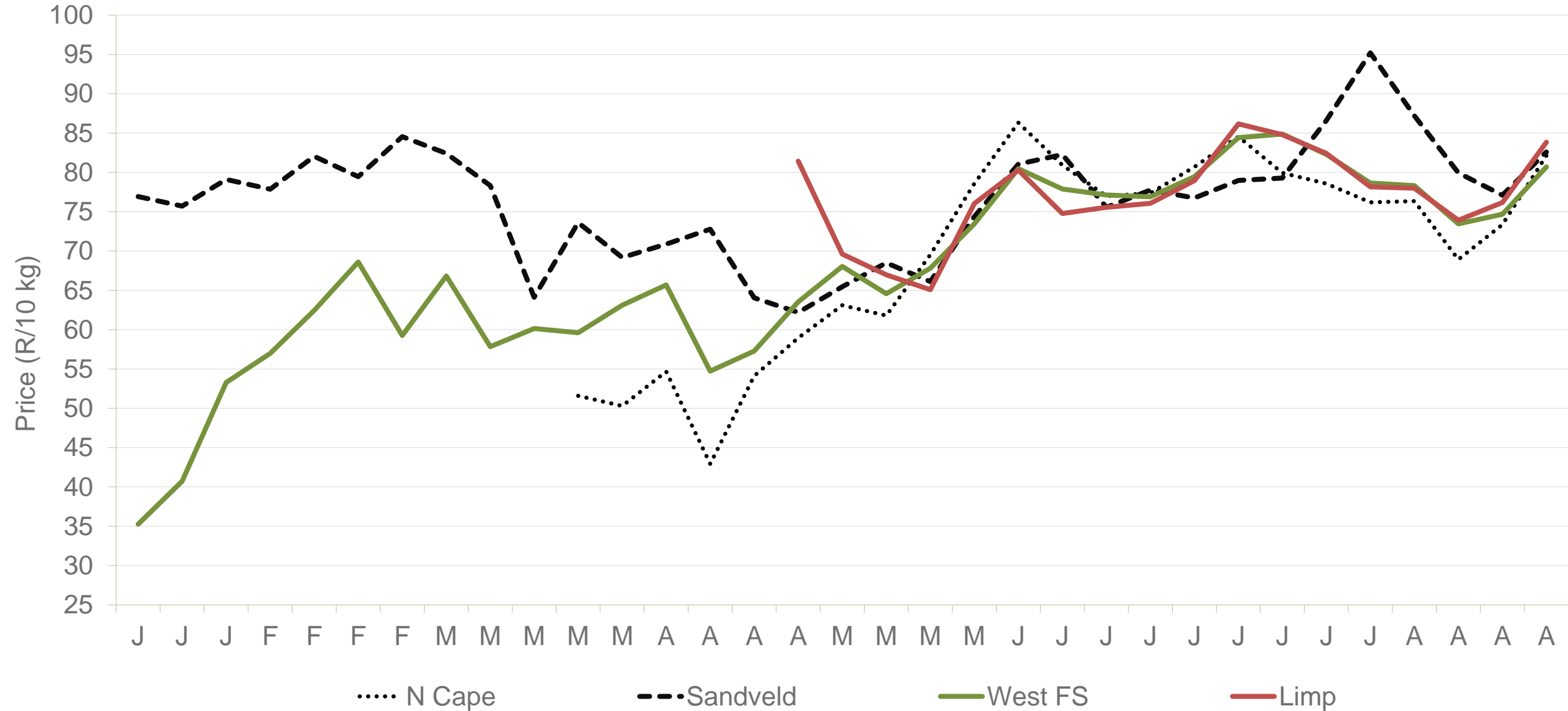


JHB market daily : Top 10% versus Bottom 10% prices – Class 1 Medium (Since January 2023)



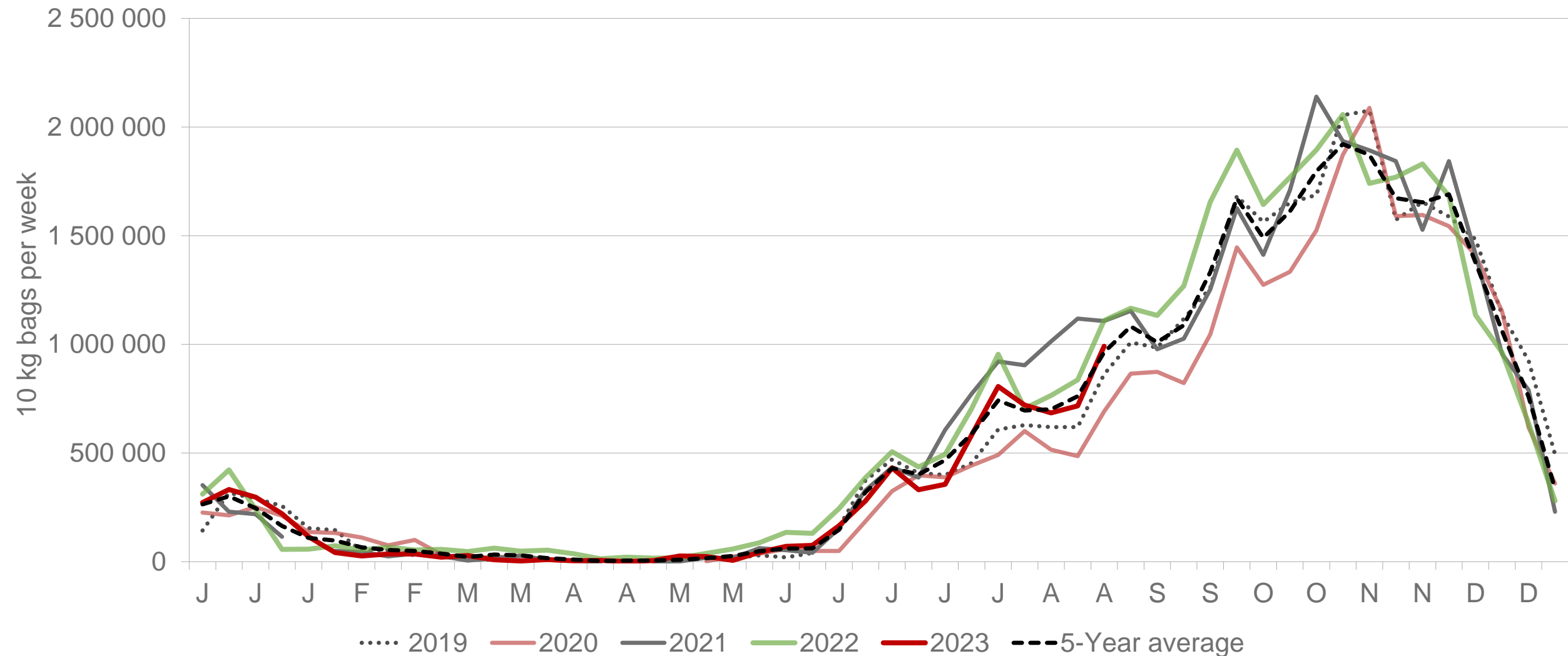
Data disclaimer: Potatoes SA does not take responsibility for the accuracy or interpretation of company data re-purposed by 3rd parties

Average Class 1 Medium prices in regions



Data disclaimer: Potatoes SA does not take responsibility for the accuracy or interpretation of company data re-purposed by 3rd parties

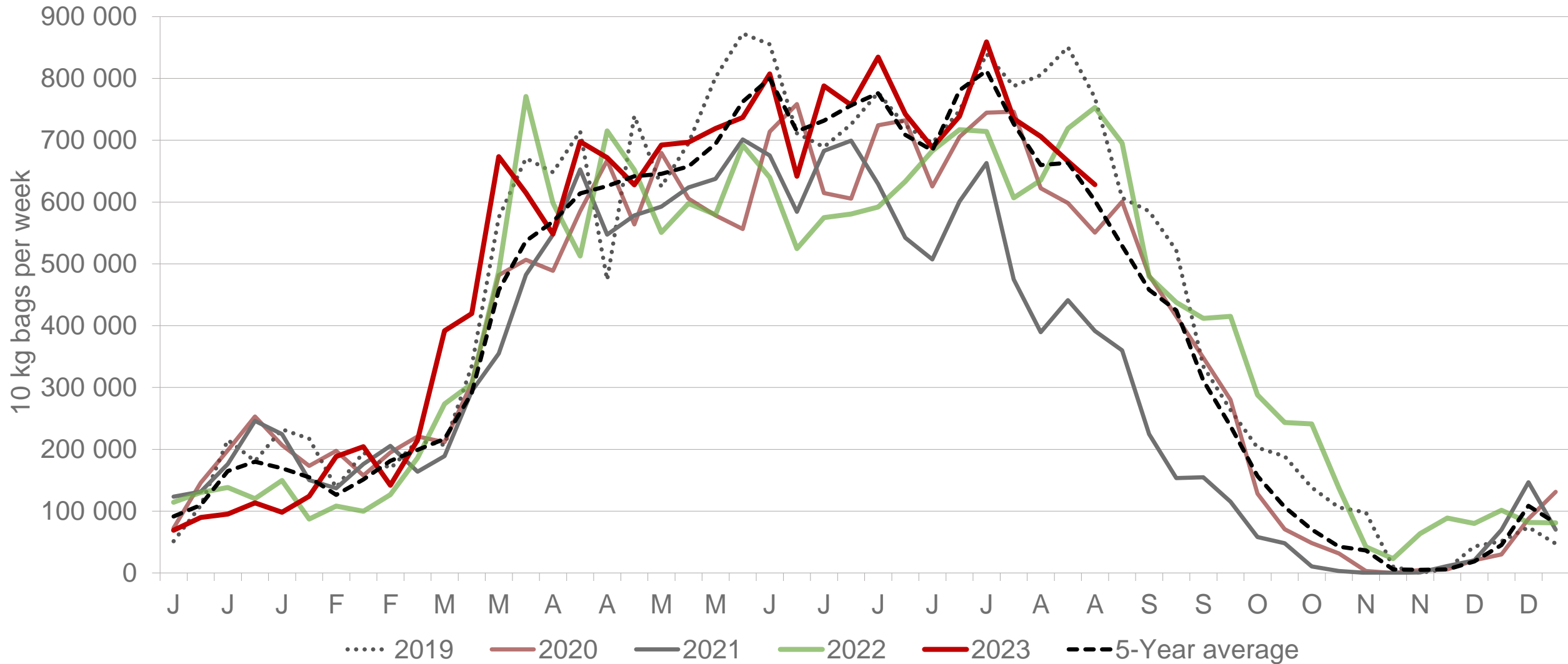
Limpopo: Amount of 10 kg bags per week sold on FPMs (all classes)



Sold 16% bags **less** than the same period of 2022 and 177 946 bags **less** than the **5-year average** (2018 to 2022) of the first thirty-five weeks of each year.

Data disclaimer: Potatoes SA does not take responsibility for the accuracy or interpretation of company data re-purposed by 3rd parties

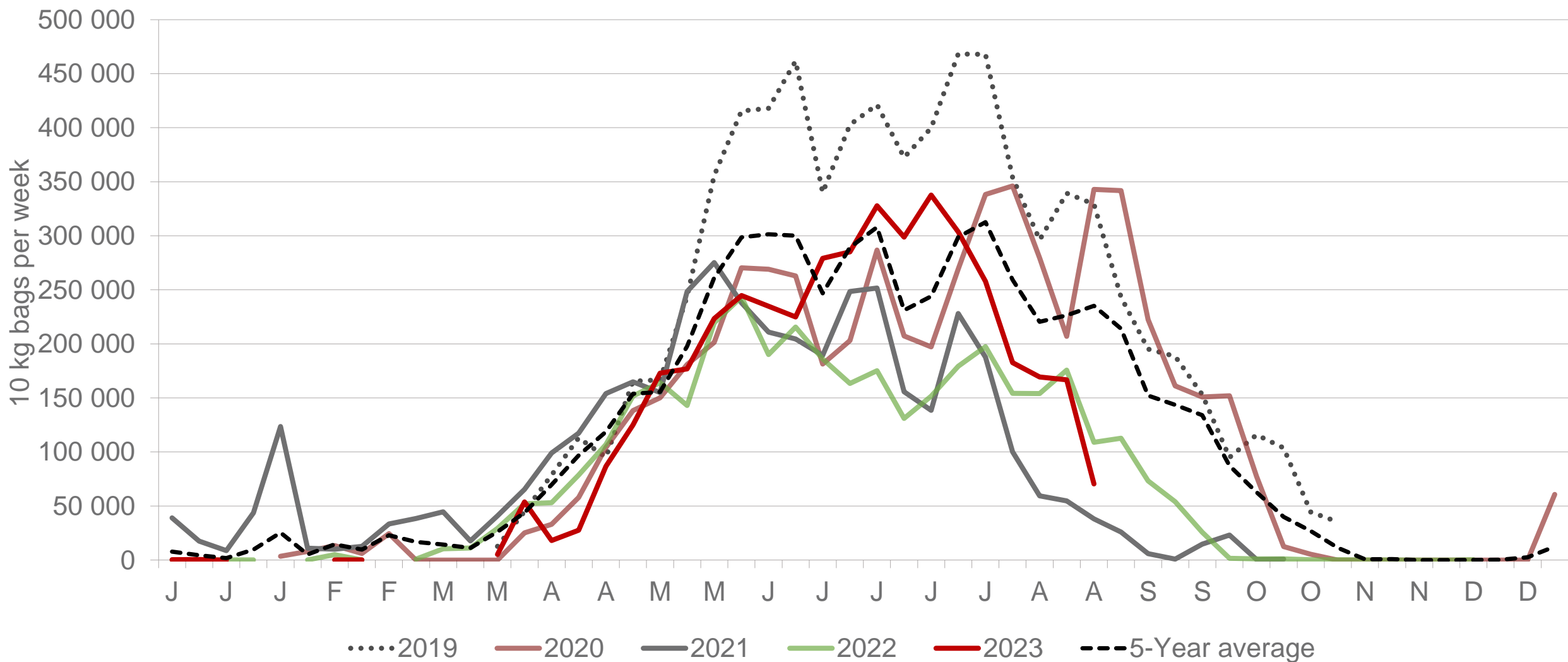
Western Free State : Amount of 10 kg bags per week sold on FPMs (all classes)



Sold 13% bags **more** than the same period of 2022 and 668 641 bags **more** than the **5-year average** (2018 to 2022) of the first thirty-five weeks of each year.

Data disclaimer: Potatoes SA does not take responsibility for the accuracy or interpretation of company data re-purposed by 3rd parties

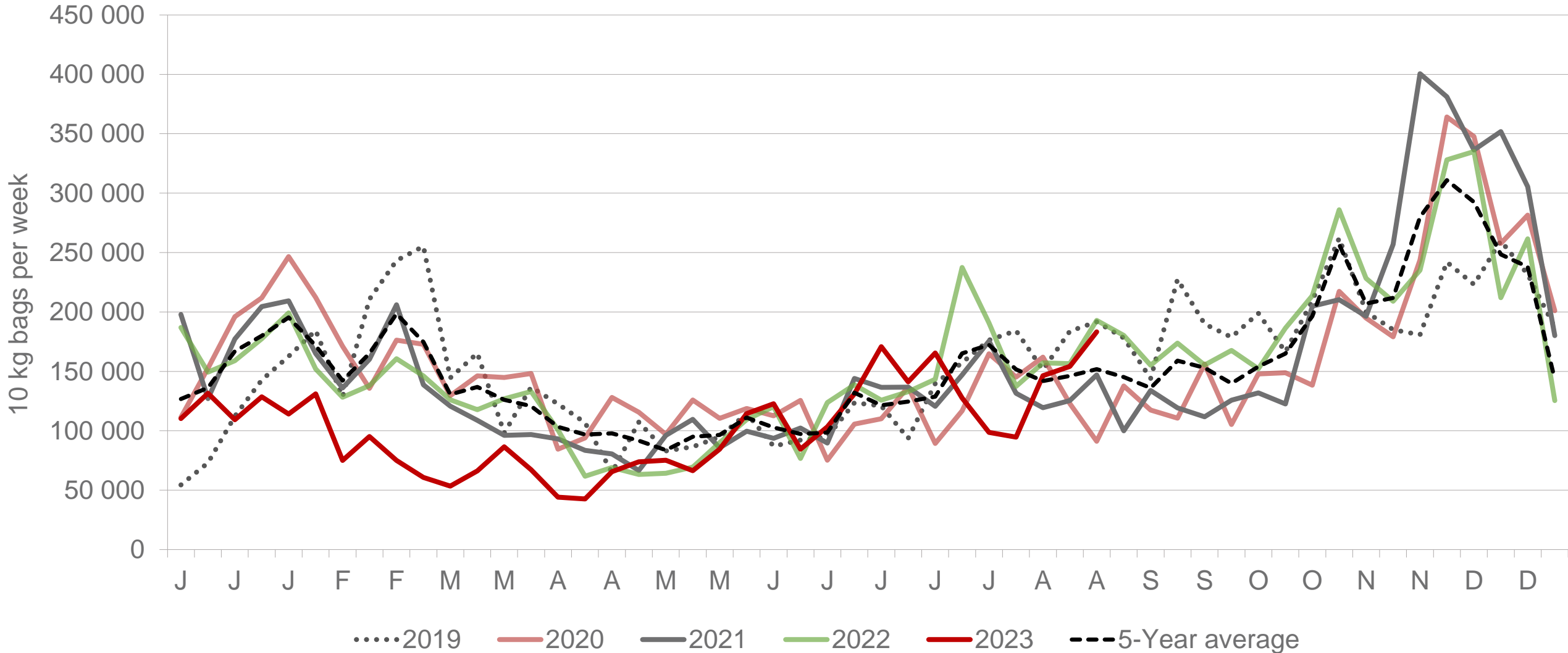
Northern Cape: Amount of 10 kg bags per week sold on FPMs (all classes)



Sold 24% bags **more** than the same period of 2022 and 765 483 bags **less** than the **5-year average** (2018 to 2022) of the first thirty-five weeks of each year.

Data disclaimer: Potatoes SA does not take responsibility for the accuracy or interpretation of company data re-purposed by 3rd parties

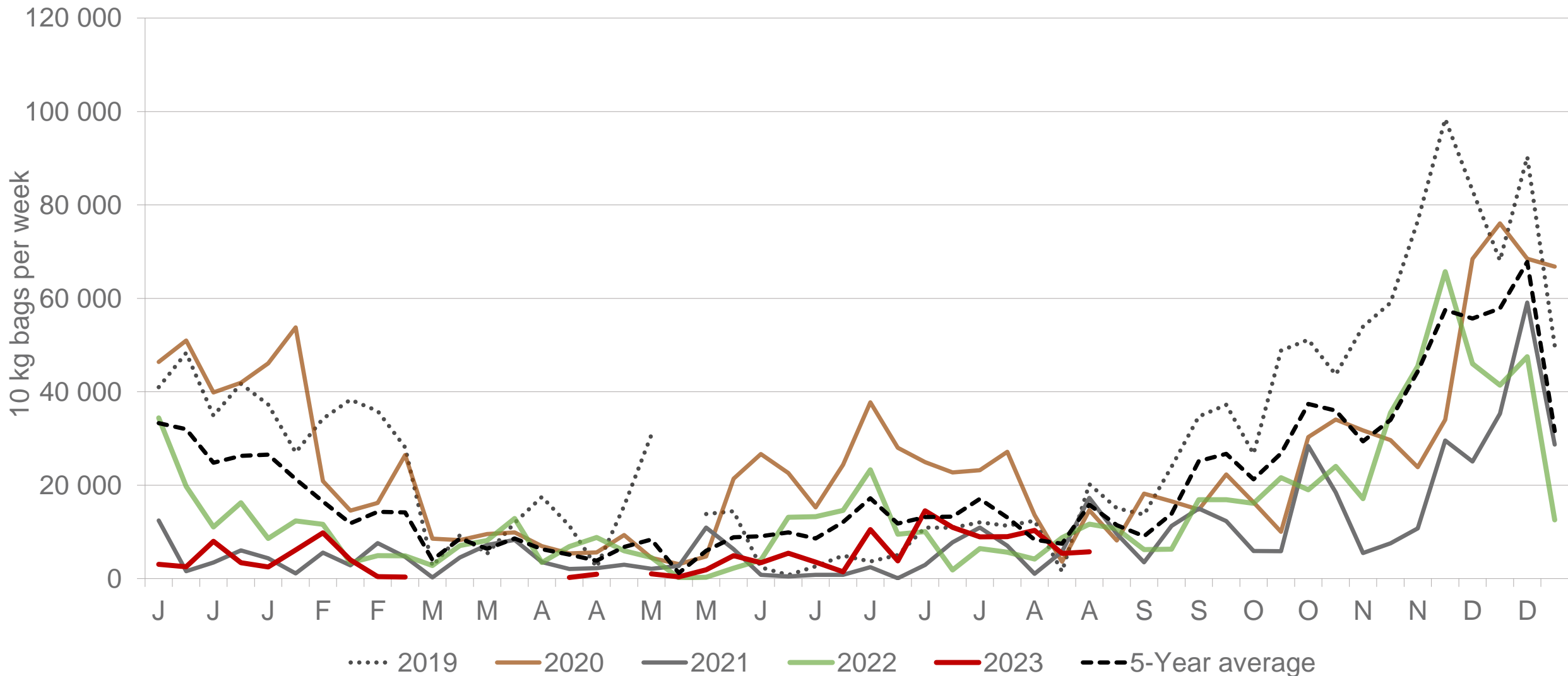
Sandveld: Amount of 10 kg bags per week sold on FPMs (all classes)



Sold 23% bags **less** than the same period of 2022 and 1 085 788 bags **less** than the **5-year average** (2018 to 2022) of the first thirty-five weeks of each year.

Data disclaimer: Potatoes SA does not take responsibility for the accuracy or interpretation of company data re-purposed by 3rd parties

Eastern Cape: Amount of 10 kg bags per week sold on FPMs (all classes)



Sold 55% bags **less** than the same period of 2022 and 308 472 bags **less** than the **5-year average** (2018 to 2022) of the first thirty-five weeks of each year.

Data disclaimer: Potatoes SA does not take responsibility for the accuracy or interpretation of company data re-purposed by 3rd parties

Average weekly prices and volumes for 10 kg bags of potatoes sold on selected markets from selected production regions

Klas & Grootte	Limpopo								Western Free State				Sandveld		All Regions	
	JOH		PRE		DUR		SPR		JOH		PRE		CAP		All Markets	
	Volume	Prices	Volume	Prices	Volume	Prices	Volume	Prices	Volume	Prices	Volume	Prices	Volume	Prices	Volume	Prices
	10kg	R/10kg	10kg	R/10kg	10kg	R/10kg	10kg	R/10kg	10kg	R/10kg	10kg	R/10kg	10kg	R/10kg	10kg	R/10kg
1L	146 374	87,82	70 438	88,24	11 537	95,52	15 413	83,19	32 995	84,60	26 804	82,97	26 987	85,44	434 485	86,52
1L/M	123 422	86,89	57 486	86,39	19 545	94,88	18 073	79,35	40 793	83,25	24 025	80,96	45 832	82,78	432 759	85,11
1M	98 849	82,49	37 730	82,44	20 224	91,72	12 638	72,70	40 450	79,21	12 298	80,05	36 784	82,30	379 675	81,91
1S	42 357	64,67	10 625	63,51	7 725	79,36	3 254	58,31	7 409	54,03	2 397	60,88	16 013	69,66	117 233	65,37
1S/M	35 143	71,11	9 347	72,16	5 609	84,61	3 176	70,20	8 253	59,83	1 693	69,88	1 109	79,60	102 943	71,92
1XL	3 484	90,62	-	-	-	-	-	-	546	86,47	-	-	-	-	4 913	90,49
1XS	17 222	54,82	-	-	-	-	-	-	4 607	52,04	-	-	-	-	21 937	54,03
1XXS	813	67,68	-	-	-	-	-	-	-	-	-	-	-	-	813	67,68
2L	25 406	82,70	14 342	83,28	990	90,89	2 932	78,45	10 487	77,09	7 678	79,34	7 873	79,44	111 293	79,34
2L/M	16 172	78,78	6 525	81,31	330	86,21	2 395	76,85	15 302	70,04	5 598	76,83	8 863	76,67	89 283	75,82
2M	11 146	75,05	4 195	69,99	1 648	81,33	1 405	74,67	5 091	75,85	2 925	71,08	14 600	75,38	75 221	72,60
2S	7 313	52,91	1 534	49,04	724	74,24	759	46,31	1 404	56,93	943	52,28	2 621	53,36	21 752	53,20
2S/M	2 398	66,99	697	47,01	269	74,09	52	50,62	5 549	33,94	827	69,71	110	55,00	19 281	54,56
2XL	1 267	83,65	-	-	-	-	-	-	1 905	81,27	-	-	-	-	5 501	83,92
2XS	559	46,85	-	-	-	-	-	-	485	30,26	-	-	-	-	2 551	36,51
2XXS	-	-	-	-	-	-	-	-	-	-	-	-	-	-	-	-
3L	4 593	72,30	2 813	69,71	110	80,00	723	79,37	2 012	65,03	1 096	63,14	581	68,54	24 163	68,07
3L/M	6 707	69,09	2 874	68,60	389	85,00	513	71,48	2 558	61,04	110	60,00	31	76,00	22 431	66,03
3M	9 767	62,91	4 581	61,53	330	76,90	755	70,57	5 717	52,85	1 183	58,61	1 127	55,91	42 941	59,70
3S/M	2 310	57,95	660	51,83	110	80,00	-	-	1 100	57,35	428	40,04	-	-	8 393	51,25
3XS	-	-	-	-	-	-	-	-	-	-	-	-	-	-	70	25,00
3XXS	-	-	-	-	-	-	-	-	-	-	-	-	-	-	-	-
4L	-	-	-	-	-	-	-	-	-	-	-	-	-	-	-	-
4L/M	-	-	-	-	-	-	-	-	-	-	-	-	-	-	992	59,70
4M	-	-	221	120,13	-	-	-	-	-	-	-	-	-	-	1 991	56,56
4S	-	-	-	-	-	-	-	-	-	-	-	-	-	-	-	-
4S/M	-	-	-	-	-	-	-	-	-	-	-	-	-	-	197	25,79
Total	555 584	80,52	227 998	82,03	71 002	89,98	64 195	75,39	187 525	74,47	90 514	77,86	171 562	78,39	1 954 197	78,82

% sales on FPMs per region based on archived production characteristics



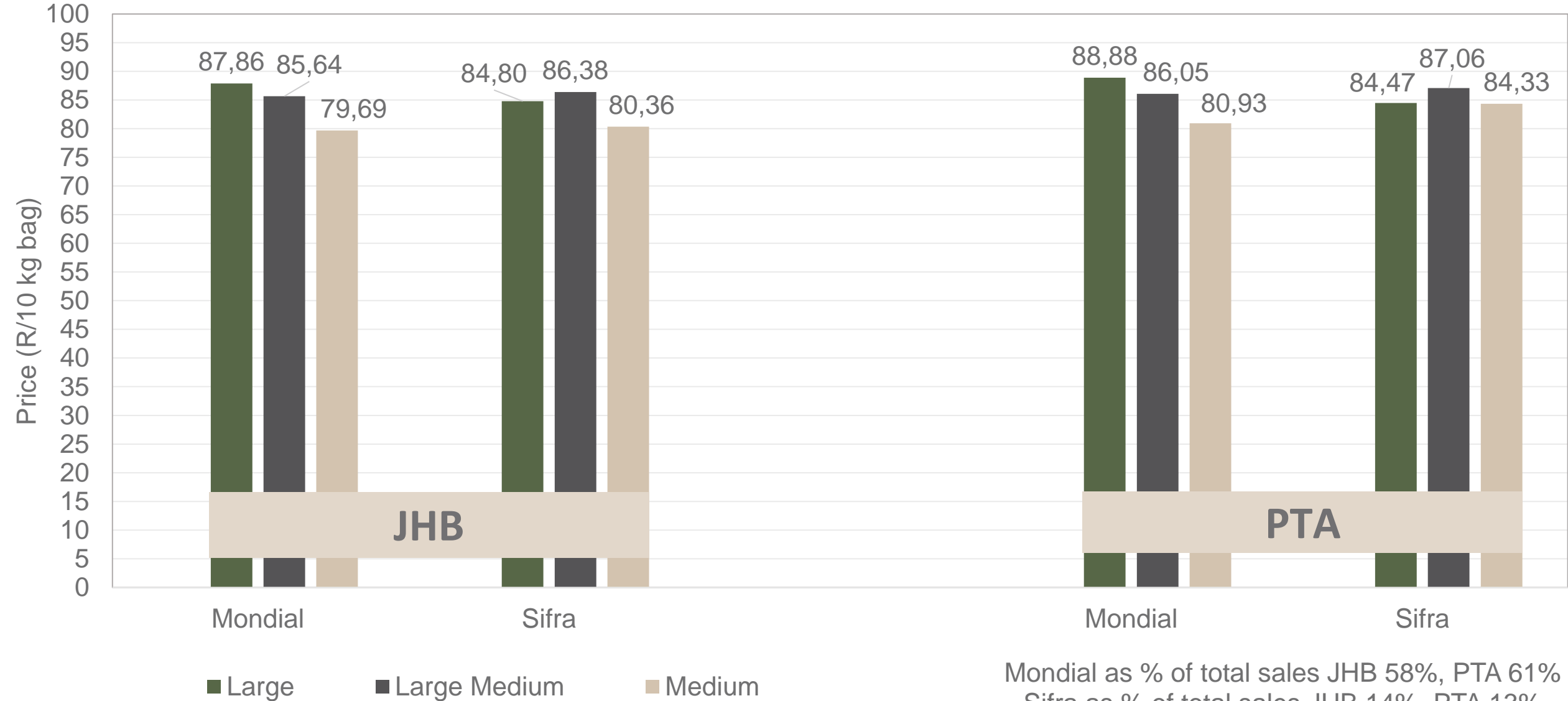
% sales on FPMs per region based on archived production characteristics

Period: Friday, 06 January 2023 to Friday, 01 September 2023

Region	2023 to date % sales of estimated yearly sales on FPMs	% sales Same period previous year
Limpopo	31,2%	27,5%
Eastern FS	98,3%	97,3%
Western FS	89,1%	80,7%
Northern Cape	91,3%	92,4%
KwaZulu Natal	74,2%	75,1%

Data disclaimer: Potatoes SA does not take responsibility for the accuracy or interpretation of company data re-purposed by 3rd parties

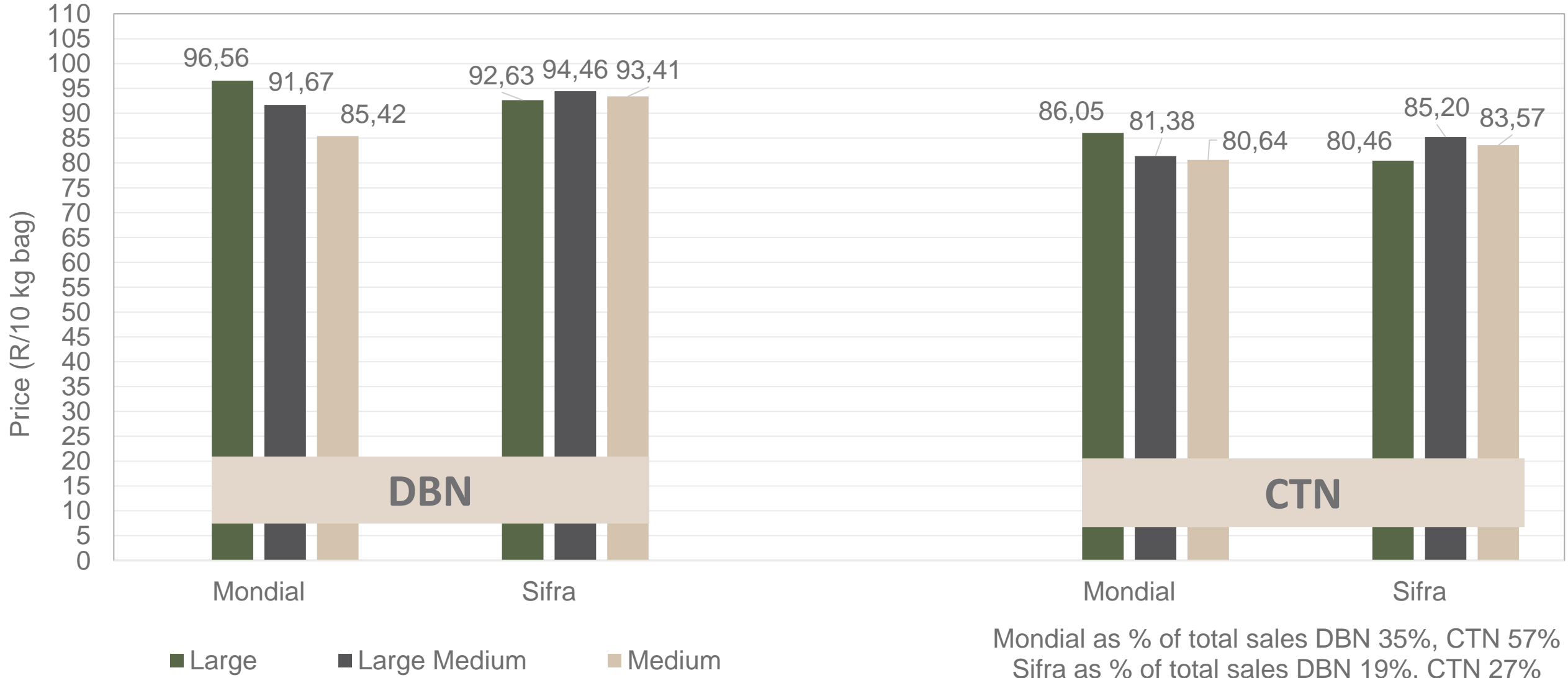
PTA & JHB markets: Average Prices - Different Sizes (only 10 kg bags)



Mondial as % of total sales JHB 58%, PTA 61%
 Sifra as % of total sales JHB 14%, PTA 13%

Data disclaimer: Potatoes SA does not take responsibility for the accuracy or interpretation of company data re-purposed by 3rd parties

DBN & CTN markets: Average Prices - Different Sizes (only 10 kg bags)



Hectares planted to date for season 2023 versus 2022

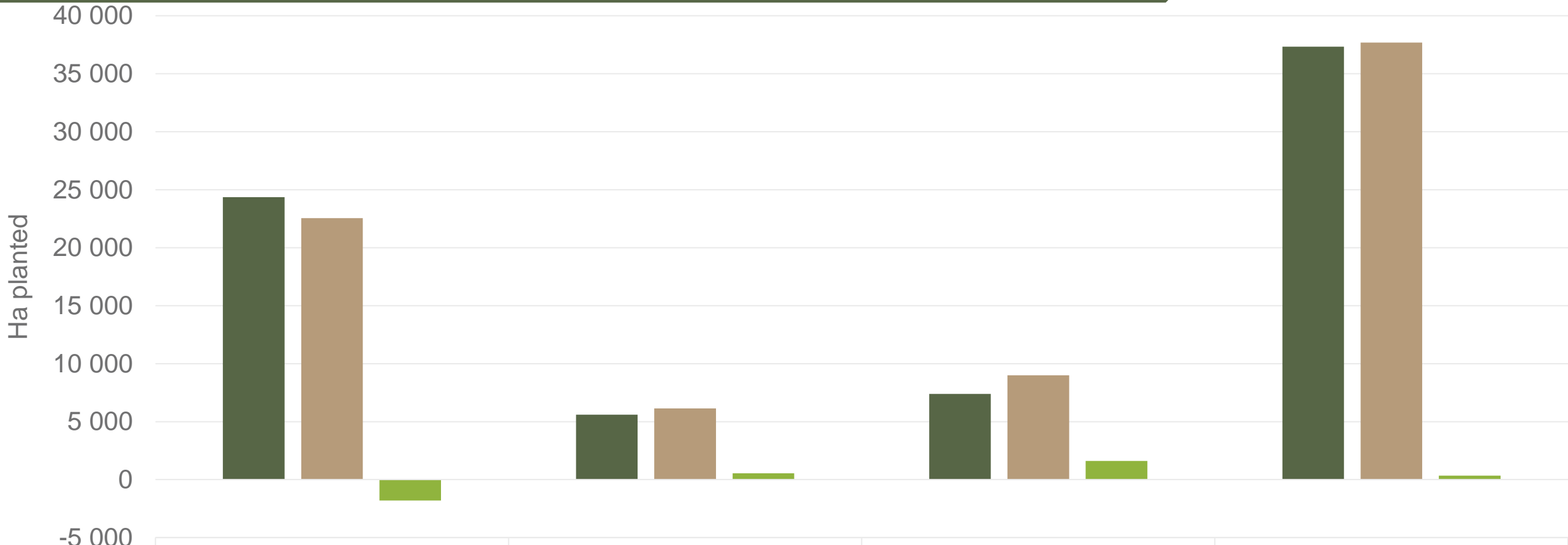


	Table	Process	Seed	Total
2022	24 353	5 594	7 391	37 338
2023	22 548	6 143	8 998	37 689
Changes	-1 805	549	1 607	351


Regions finished planting: Northern Cape early, North West main, Eastern Free State main, Ceres main, North Eastern Cape, KZN summer, Northern Cape main * To be confirmed, Western FS, North West late *To be confirmed, Sandveld summer, Limpopo early and South Western Free State harvest


Data disclaimer: Potatoes SA does not take responsibility for the accuracy or interpretation of company data re-purposed by 3rd parties


Thank you for your time

Feel free to contact us

 dikgetho@potatoes.co.za
lynne@potatoes.co.za

 +27 (0)12 349 1906

 6 De Havilland Crescent
Persequor Techno Park
Persequor Park
Pretoria

 www.potatoes.co.za



Potatoes
Aartappels SA