



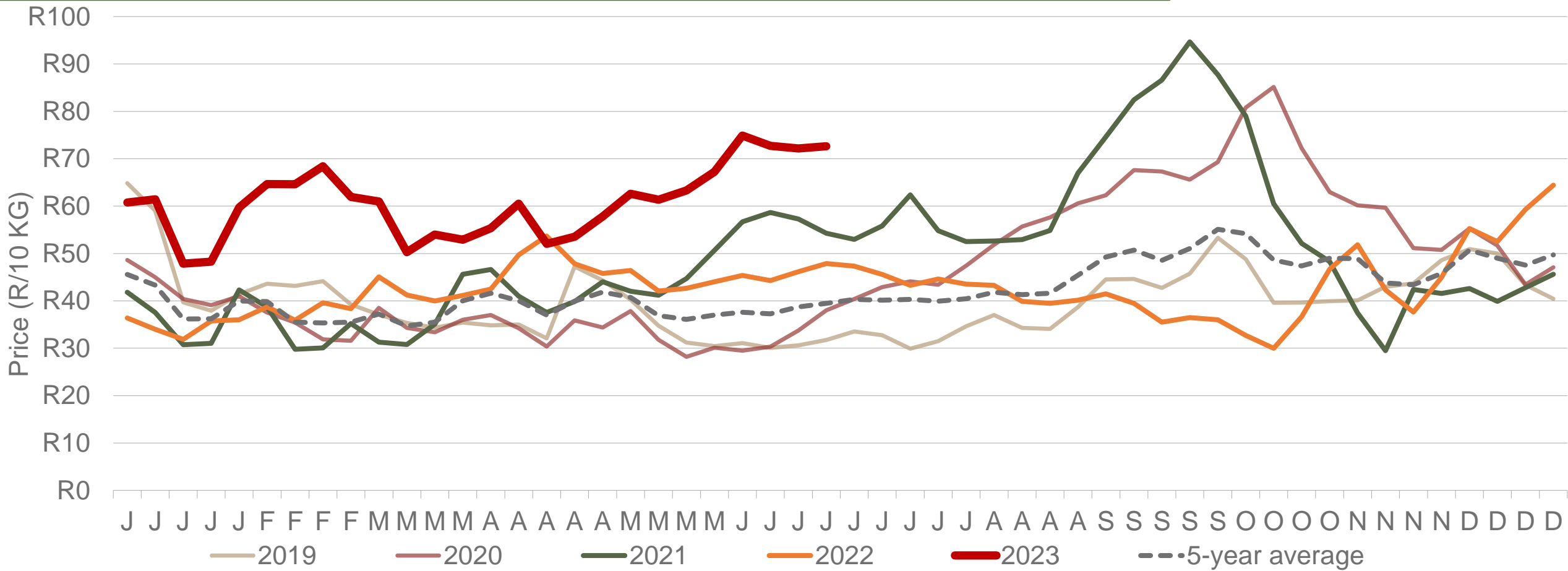
Potatoes SA
Aartappels SA

Weekly Market Information

30 June 2023

www.potatoes.co.za


Average weekly price – all markets & all classes



Number of bags sold

2%

(Week on Week)



Average weekly price

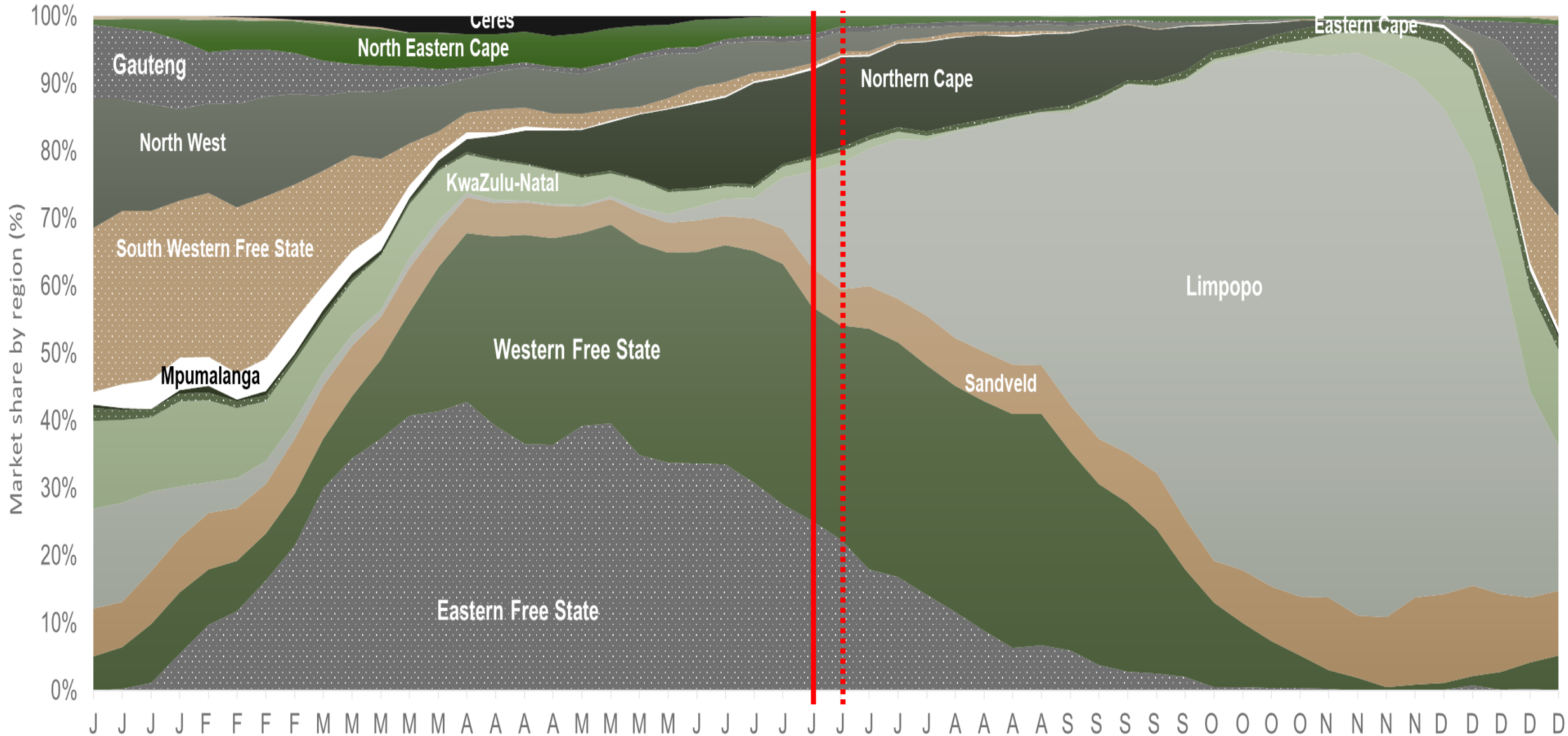
1%

(Week on week)



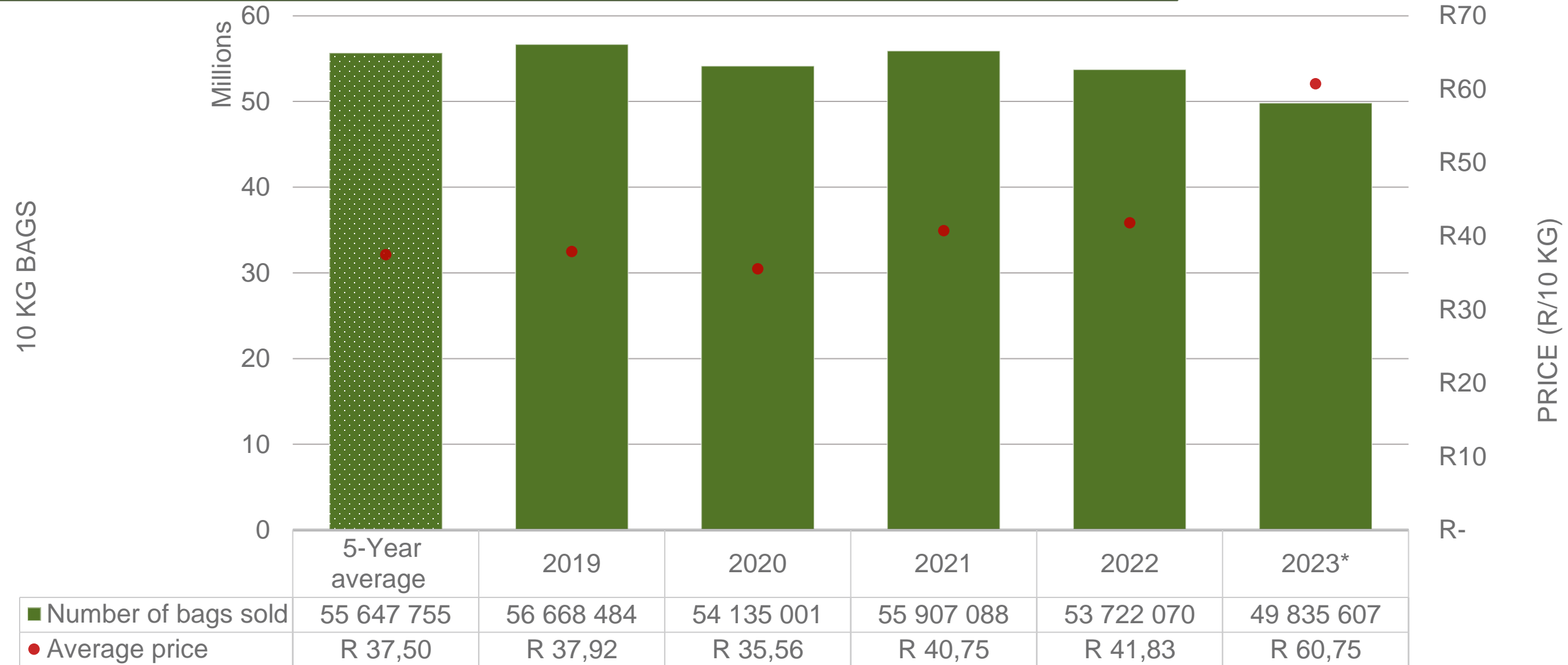
Data disclaimer: Potatoes SA does not take responsibility for the accuracy or interpretation of company data re-purposed by 3rd parties

Market share of regions on fresh produce markets



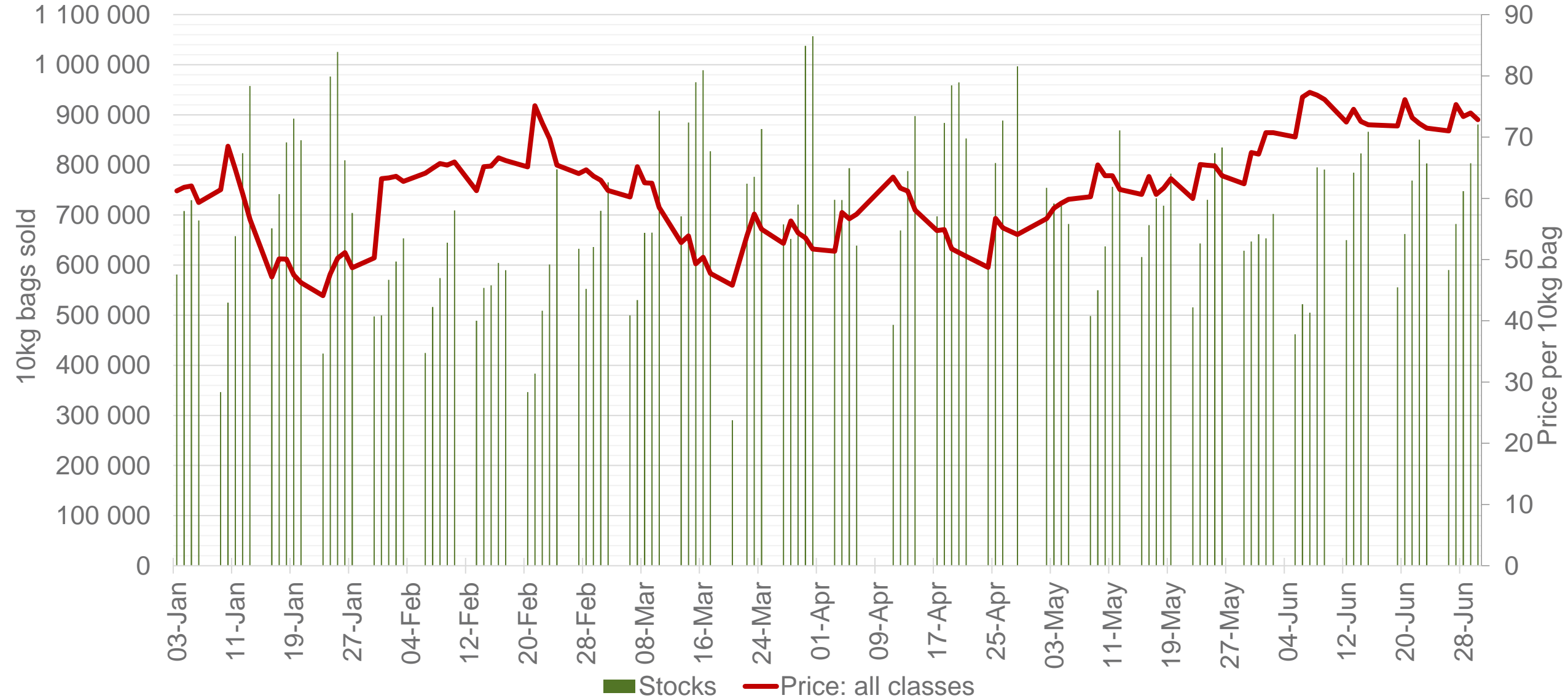
Data disclaimer: Potatoes SA does not take responsibility for the accuracy or interpretation of company data re-purposed by 3rd parties

Cumulative total number of 10 kg bags sold on markets: First 26 weeks of the year 2023

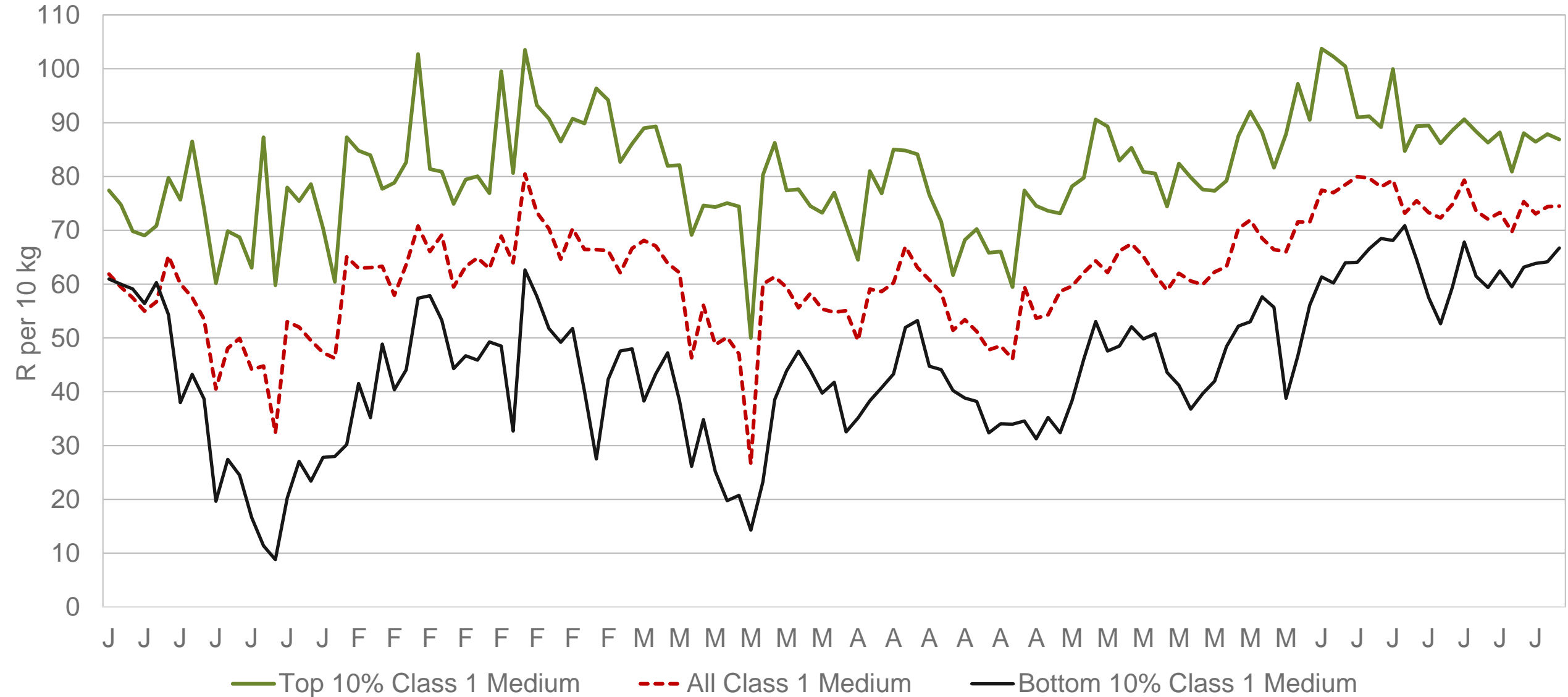


Sold 5 812 148 bags **less** than the **5-year average** (2018 to 2022) of the first twenty-six weeks of each year

RSA daily Price versus Daily Available stocks (all classes & all sizes)

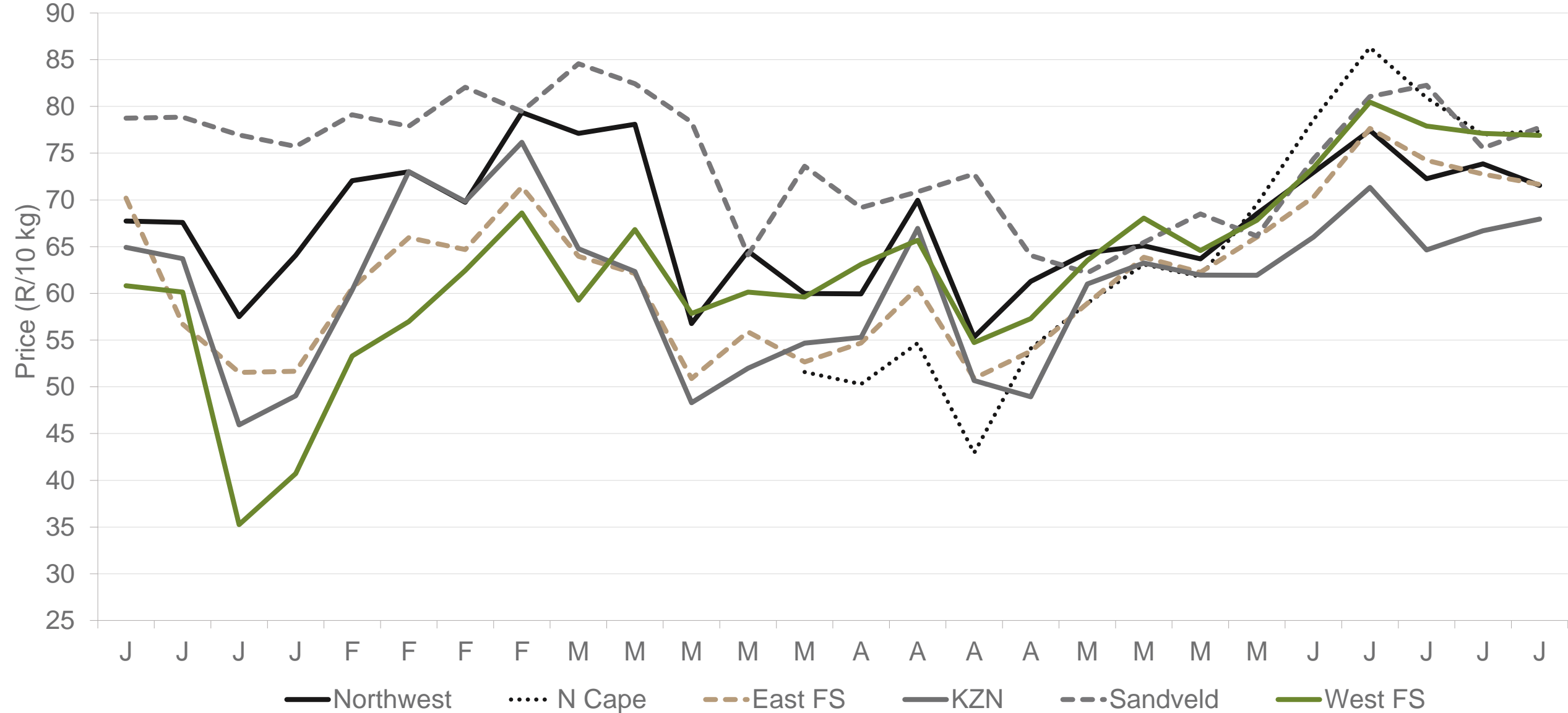


JHB market daily : Top 10% versus Bottom 10% prices – Class 1 Medium (Since January 2023)



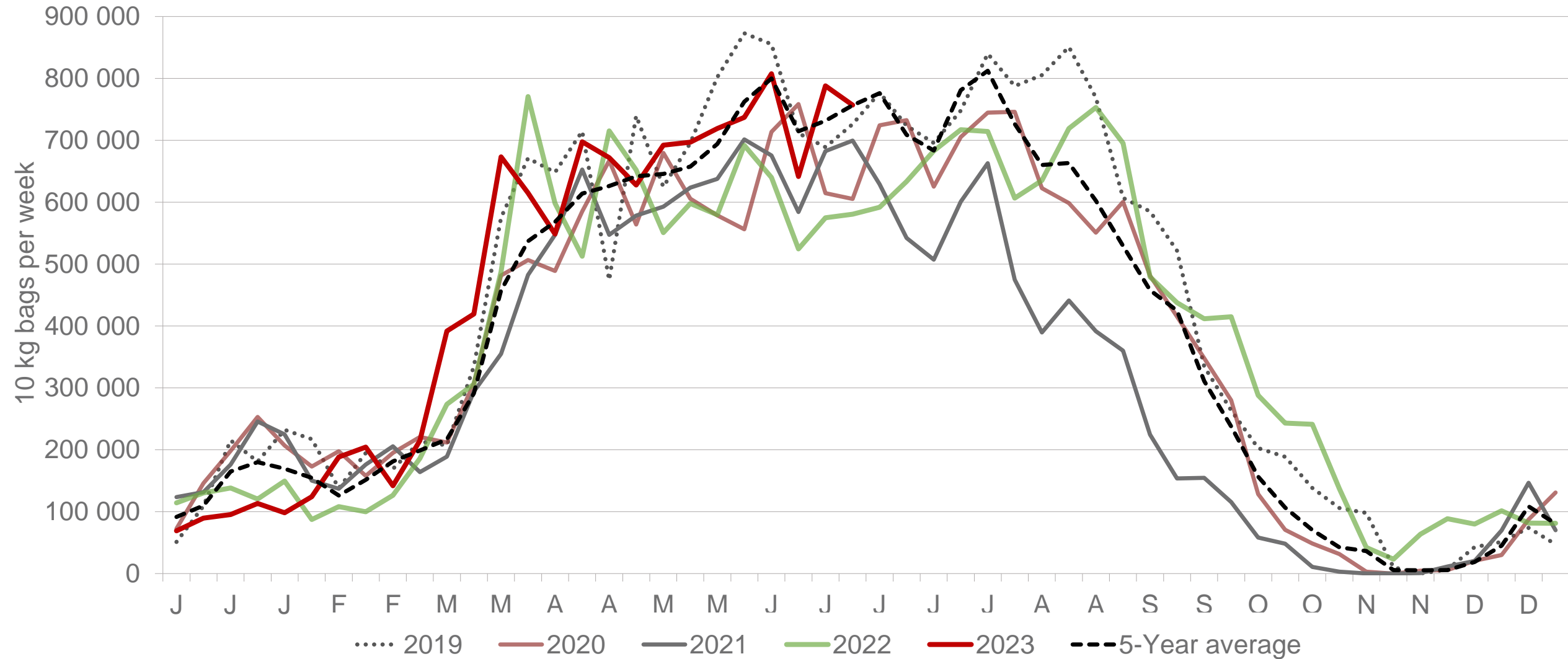
Data disclaimer: Potatoes SA does not take responsibility for the accuracy or interpretation of company data re-purposed by 3rd parties

Average Class 1 Medium prices in regions



Data disclaimer: Potatoes SA does not take responsibility for the accuracy or interpretation of company data re-purposed by 3rd parties

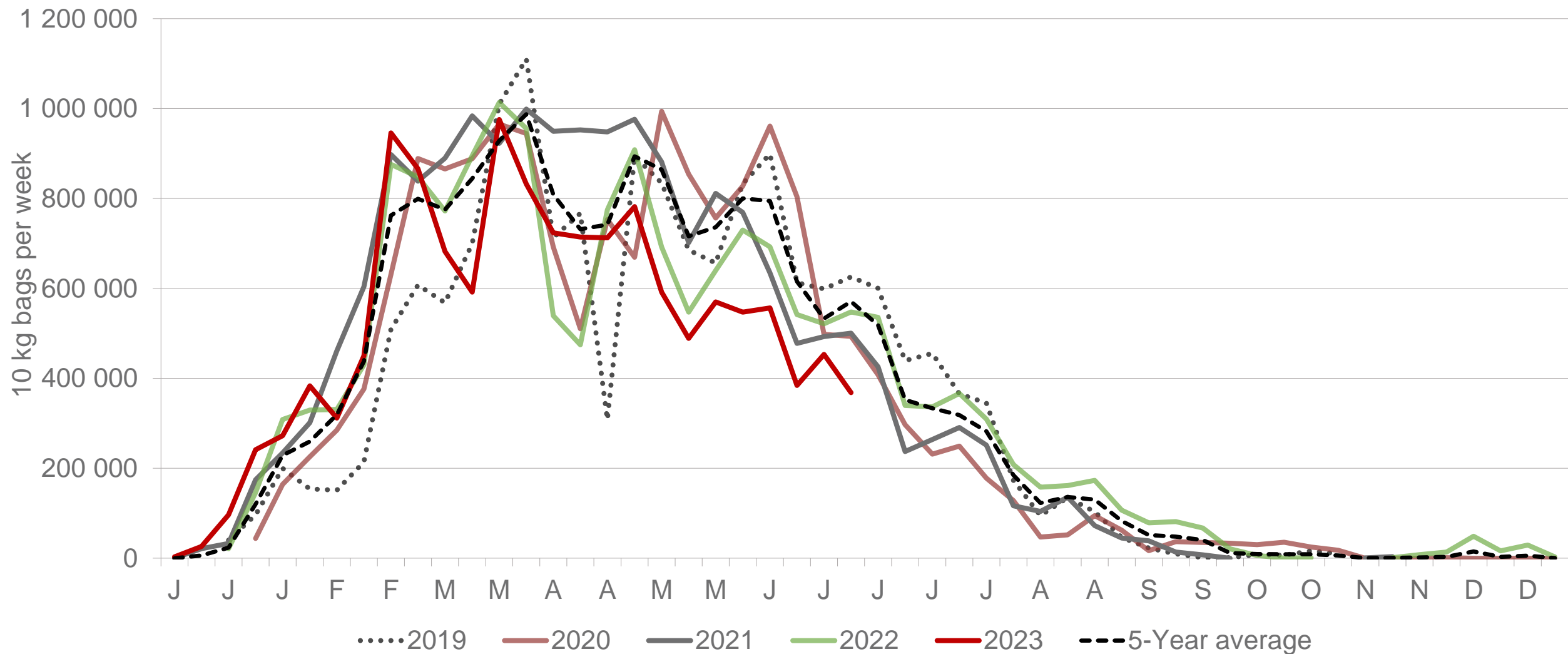
Western Free State : Amount of 10 kg bags per week sold on FPMs (all classes)



Sold 15% bags **more** than the same period of 2022 and 496 202 bags **more** than the **5-year average** (2018 to 2022) of the first twenty-six weeks of each year.

Data disclaimer: Potatoes SA does not take responsibility for the accuracy or interpretation of company data re-purposed by 3rd parties

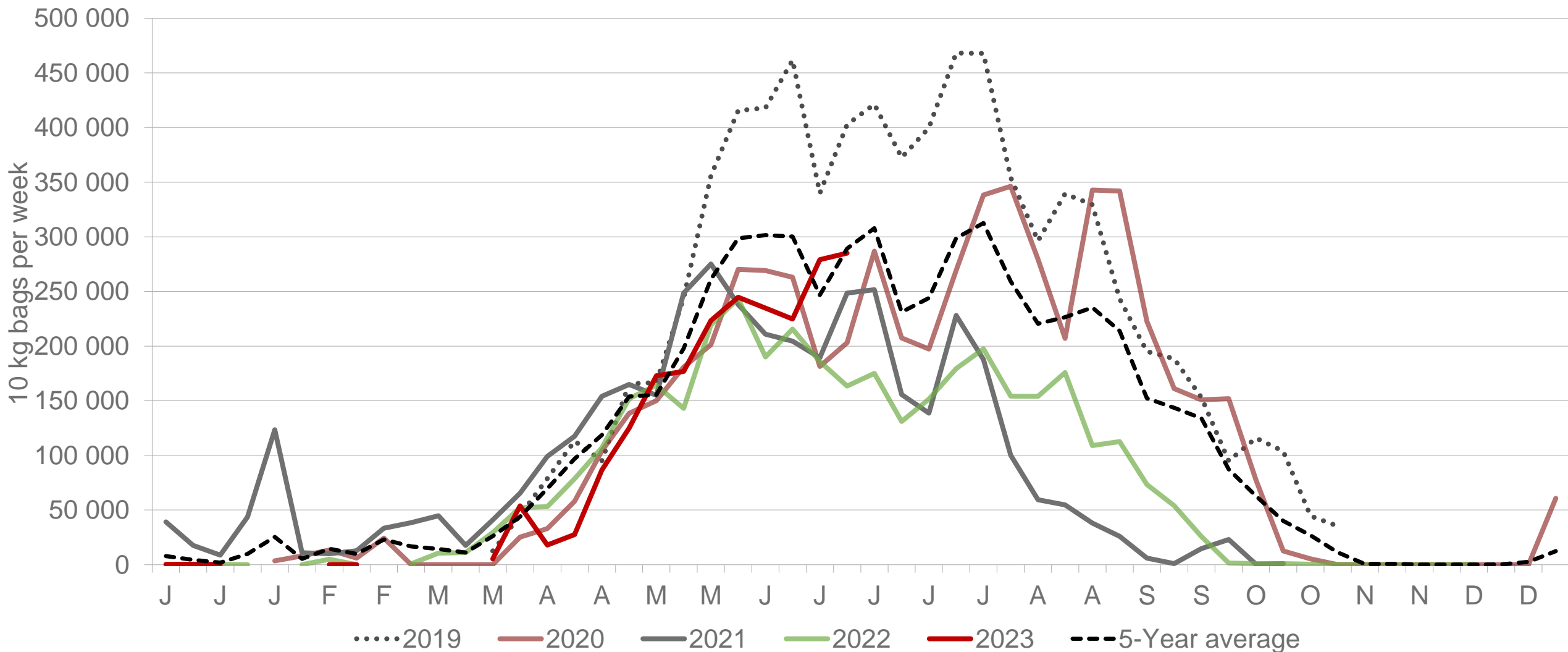
Eastern Free State: Amount of 10 kg bags per week sold on FPMs (all classes)



Sold 7% bags **less** than the same period of 2022 and 1 726 436 bags **less** than the **5-year average** (2018 to 2022) of the first twenty-six weeks of each year.

Data disclaimer: Potatoes SA does not take responsibility for the accuracy or interpretation of company data re-purposed by 3rd parties

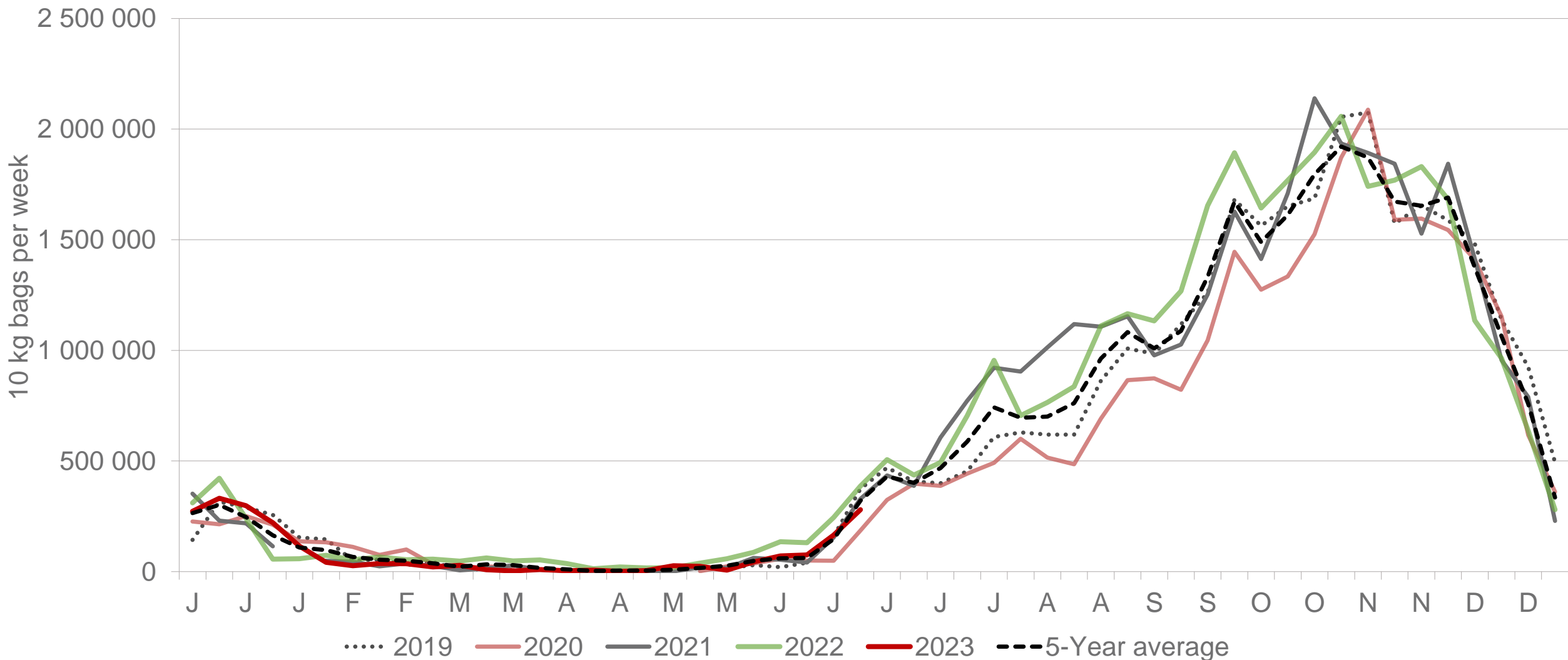
Northern Cape: Amount of 10 kg bags per week sold on FPMs (all classes)



Sold 7% bags **more** than the same period of 2022 and 544 773 bags **less** than the **5-year average** (2018 to 2022) of the first twenty-six weeks of each year.

Data disclaimer: Potatoes SA does not take responsibility for the accuracy or interpretation of company data re-purposed by 3rd parties

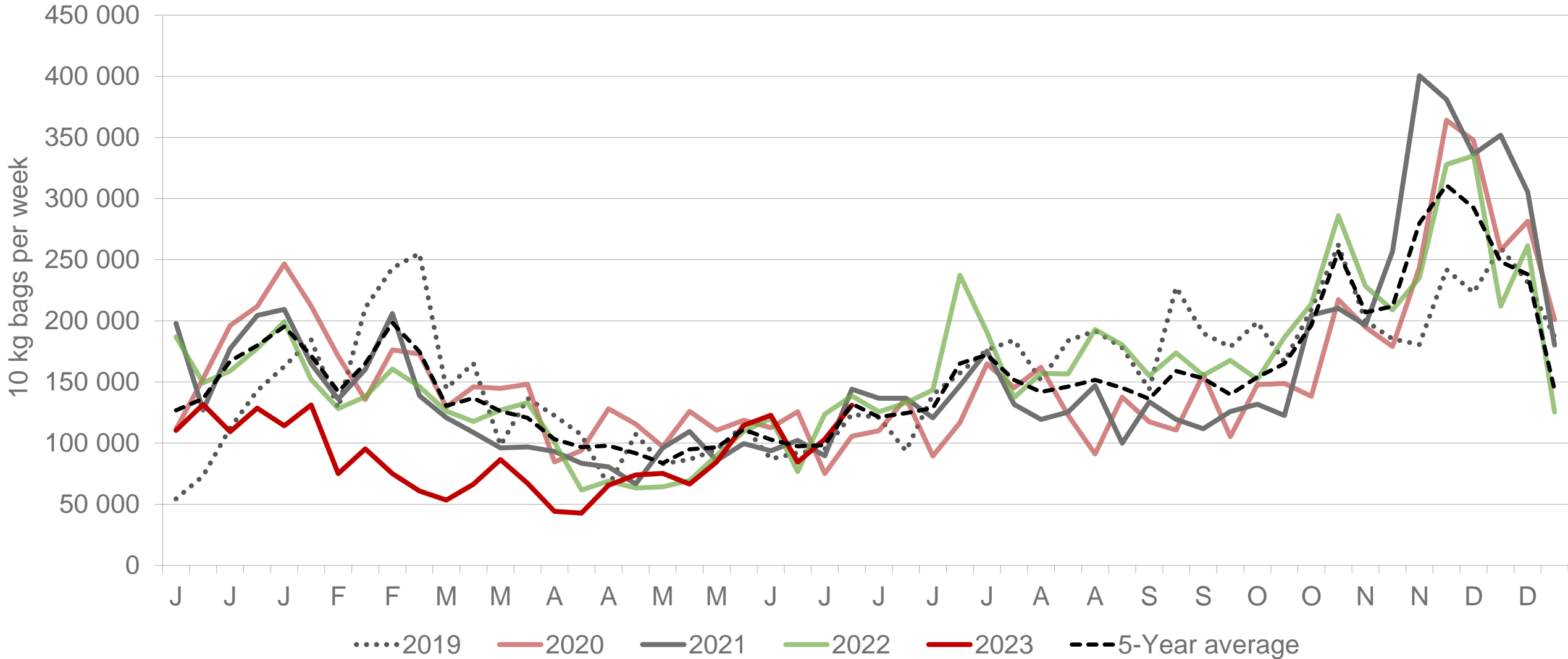
Limpopo: Amount of 10 kg bags per week sold on FPMs (all classes)



Sold 23% bags **less** than the same period of 2022 and 48 837 bags **less** than the **5-year average** (2018 to 2022) of the first twenty-six weeks of each year.

Data disclaimer: Potatoes SA does not take responsibility for the accuracy or interpretation of company data re-purposed by 3rd parties

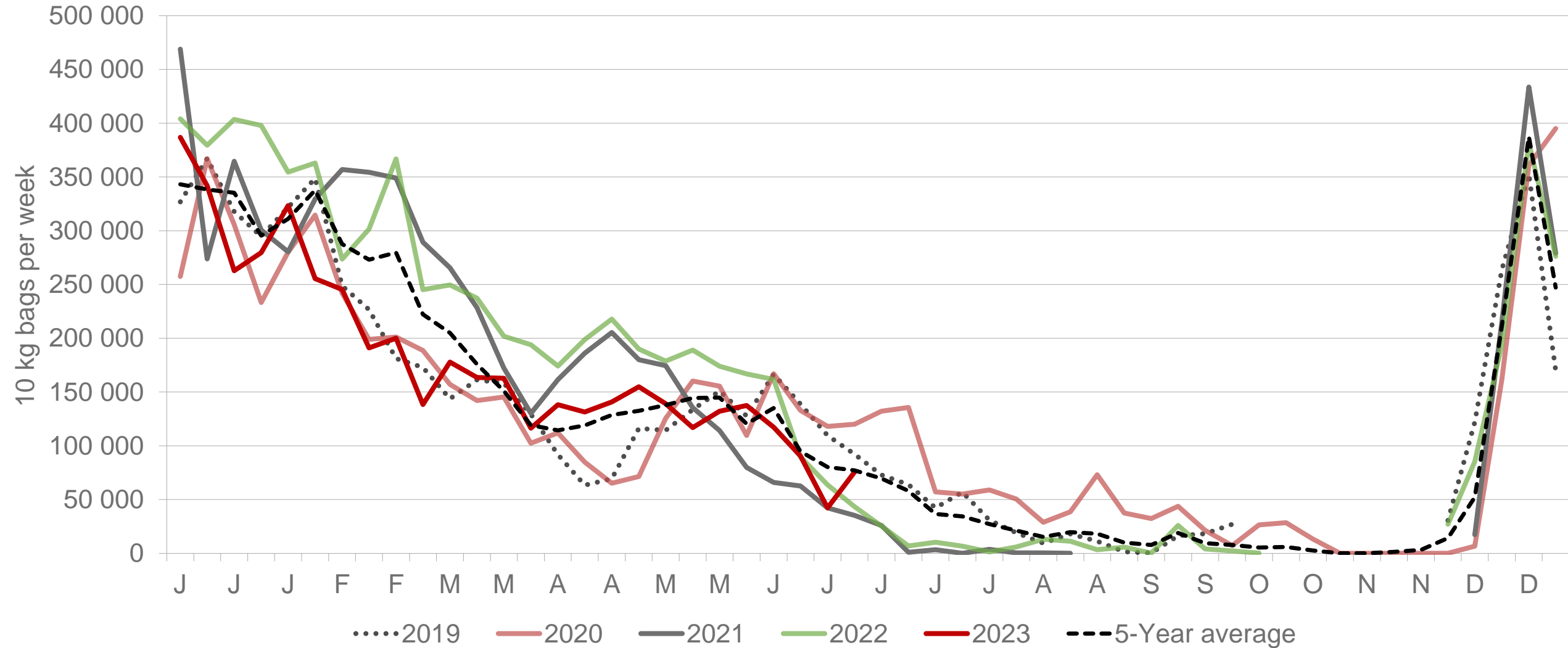
Sandveld: Amount of 10 kg bags per week sold on FPMs (all classes)



Sold 27% bags **less** than the same period of 2022 and 1 064 644 bags **less** than the **5-year average** (2018 to 2022) of the first twenty-six weeks of each year.

Data disclaimer: Potatoes SA does not take responsibility for the accuracy or interpretation of company data re-purposed by 3rd parties

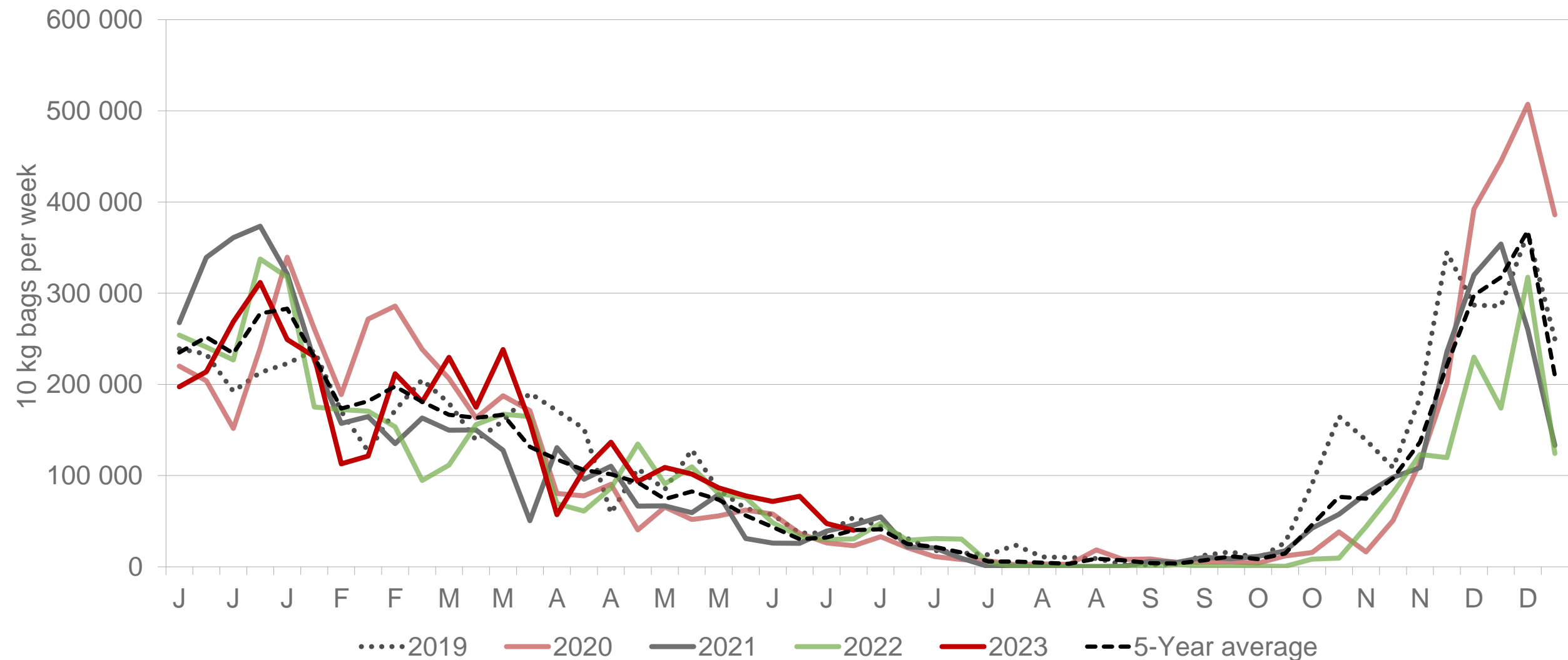
North-West: Amount of 10 kg bags per week sold on FPMs (all classes)



Sold 25% bags **less** than the same period of 2022 and 441 738 bags **less** than the **5-year average** (2018 to 2022) of the first twenty-six weeks of each year.

Data disclaimer: Potatoes SA does not take responsibility for the accuracy or interpretation of company data re-purposed by 3rd parties

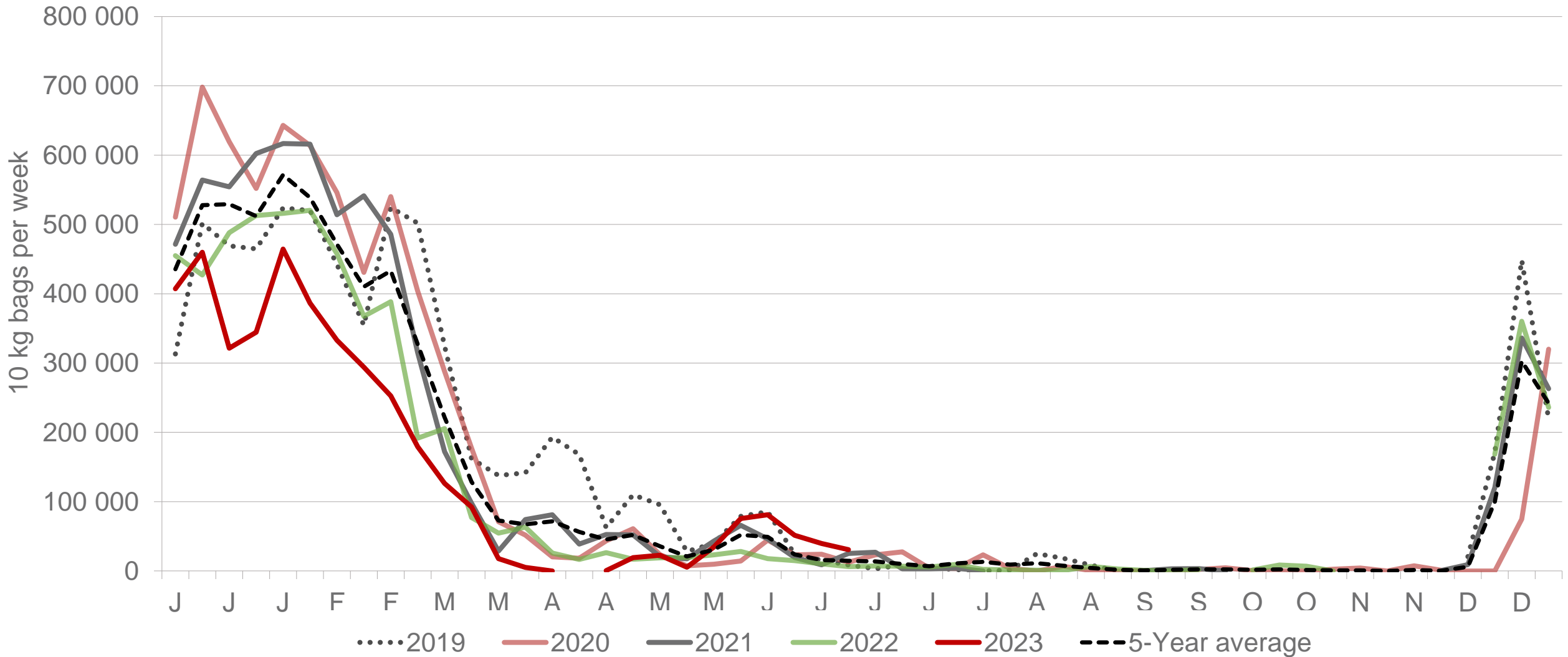
KwaZulu-Natal: Amount of 10 kg bags per week sold on FPMs (all classes)



Sold 9% bags **more** than the same period of 2022 and 180 429 bags **more** than the **5-year average** (2018 to 2022) of the first twenty-six weeks of each year.

Data disclaimer: Potatoes SA does not take responsibility for the accuracy or interpretation of company data re-purposed by 3rd parties

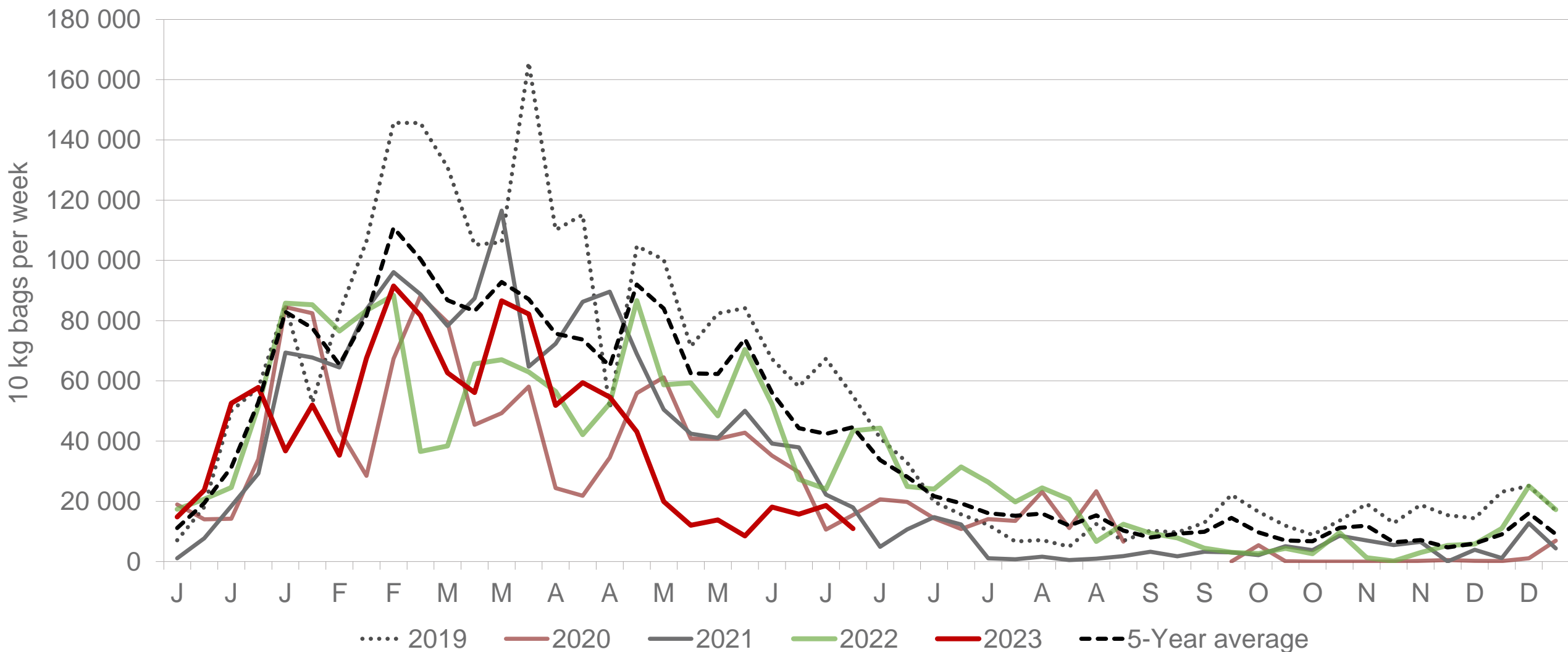
South Western Free State: Amount of 10 kg bags per week sold on FPMs (all classes)



Sold 18% bags **less** than the same period of 2022 and 1 669 688 bags **less** than the **5-year average** (2018 to 2022) of the first twenty-six weeks of each year.

Data disclaimer: Potatoes SA does not take responsibility for the accuracy or interpretation of company data re-purposed by 3rd parties

North Eastern Cape: Amount of 10 kg bags per week sold on FPMs (all classes)



Sold 21% bags **less** than the same period of 2022 and 631 927 bags **less** than the **5-year average** (2018 to 2022) of the first twenty-six weeks of each year.

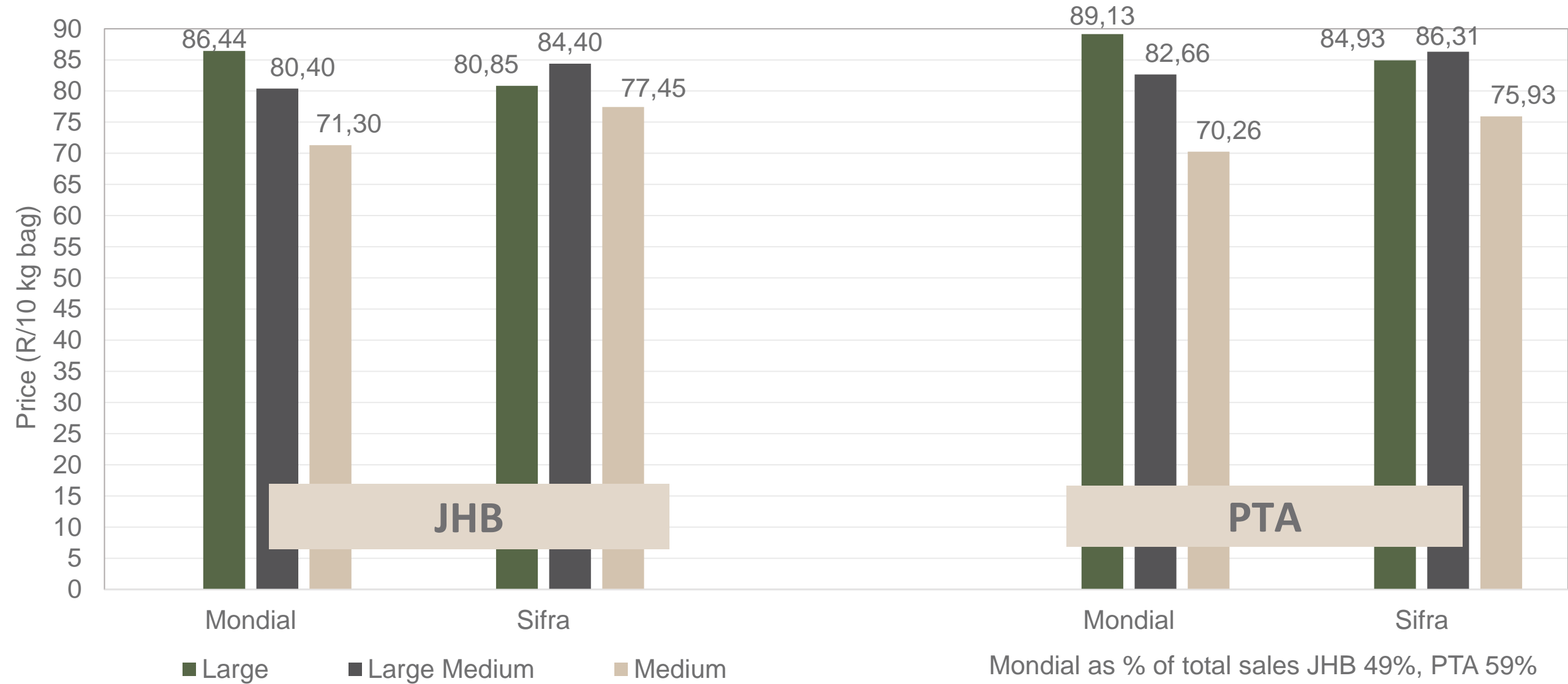
Data disclaimer: Potatoes SA does not take responsibility for the accuracy or interpretation of company data re-purposed by 3rd parties

Average weekly prices and volumes for 10 kg bags of potatoes sold on selected markets from selected production regions

Klas & Grootte	Western Free State				Eastern Free State				Northern Cape				Limpopo				Sandveld		North West				All Regions	
	JOH		PRE		JOH		PRE		JOH		PRE		JOH		PRE		CAP		JOH		PRE		All Markets	
	Volume	Prices	Volume	Prices	Volume	Prices	Volume	Prices	Volume	Prices	Volume	Prices	Volume	Prices	Volume	Prices	Volume	Prices	Volume	Prices	Volume	Prices	Volume	Prices
	10kg	R/10kg	10kg	R/10kg	10kg	R/10kg	10kg	R/10kg	10kg	R/10kg	10kg	R/10kg	10kg	R/10kg	10kg	R/10kg	10kg	R/10kg	10kg	R/10kg	10kg	R/10kg	10kg	R/10kg
1L	47 063	84,85	32 796	88,23	32 150	84,19	27 323	86,77	34 851	81,14	2 947	88,16	24 137	89,45	11 836	90,74	7 552	88,44	14 469	80,80	2 050	85,35	336 244	85,02
1L/M	54 745	82,26	31 157	84,61	26 215	77,01	17 454	80,05	34 225	79,24	2 606	82,89	40 419	83,14	19 172	83,46	20 216	82,85	12 366	76,39	2 462	82,05	395 046	80,95
1M	69 559	76,18	46 592	73,78	31 378	70,17	15 482	66,49	21 917	71,89	2 696	67,81	50 225	72,88	21 827	71,35	23 937	77,90	12 537	67,97	1 863	71,34	460 823	74,06
1S	16 272	55,64	3 456	54,86	2 719	48,57	1 700	36,57	921	45,71	192	35,68	17 085	55,98	5 972	51,47	22 471	52,14	2 619	44,88	223	54,06	106 894	54,56
1S/M	30 743	65,57	10 456	63,13	6 263	60,01	4 233	52,82	2 385	58,85	317	55,30	12 689	63,94	6 081	61,83	5 579	58,42	3 377	60,41	484	57,50	137 823	63,58
1XL	1 842	88,57	-	-	1 044	87,40	-	-	2 300	85,80	-	-	-	-	-	-	-	-	6 072	84,25	-	-	11 258	85,56
1XS	9 577	49,38	-	-	727	35,64	-	-	-	-	-	-	5 751	51,00	-	-	-	-	110	70,14	-	-	17 137	48,49
1XXS	-	-	-	-	-	-	-	-	-	-	-	-	120	43,33	-	-	-	-	-	-	-	-	120	43,33
2L	9 303	77,55	9 999	81,85	11 293	77,55	7 558	81,75	5 779	80,89	1 951	79,15	6 920	81,57	1 505	83,58	1 789	78,47	-	-	523	82,07	105 811	78,63
2L/M	10 532	73,84	9 694	79,38	3 536	70,80	4 784	75,94	2 551	72,83	1 759	74,67	4 404	74,13	2 546	80,98	7 219	72,15	1 144	67,74	1 210	76,91	95 964	73,48
2M	12 493	64,90	10 897	66,95	4 048	62,89	3 807	61,87	6 021	64,15	3 074	66,08	4 142	65,14	1 280	66,61	12 602	68,44	550	57,03	929	65,48	116 961	65,46
2S	2 970	47,32	1 856	39,31	200	40,50	1 566	41,85	1 305	45,68	550	40,18	245	48,16	110	59,00	6 504	41,88	131	38,76	-	-	26 859	46,19
2S/M	2 848	52,80	2 023	53,34	757	47,11	756	50,13	2 157	55,40	194	55,00	1 963	51,04	210	55,96	761	40,32	-	-	-	-	21 715	54,61
2XL	330	81,88	-	-	3 263	81,81	-	-	192	68,14	-	-	-	-	-	-	-	-	776	73,52	-	-	4 561	79,83
2XS	894	33,45	-	-	-	-	-	-	-	-	-	-	-	-	-	-	-	-	-	-	-	-	2 049	27,16
2XXS	-	-	-	-	-	-	-	-	-	-	-	-	-	-	-	-	-	-	-	-	-	-	-	-
3L	1 607	61,89	2 388	69,39	4 813	69,17	3 798	68,48	10 138	66,53	755	68,25	-	-	-	-	-	-	-	-	-	-	51 272	66,78
3L/M	2 551	59,45	2 579	60,37	2 042	52,62	1 310	61,30	4 201	64,06	990	60,00	880	60,00	660	60,00	-	-	-	-	-	-	36 156	61,05
3M	10 489	52,18	5 483	54,33	5 324	50,79	1 959	54,36	2 333	54,96	1 181	47,55	1 210	63,40	110	55,42	637	52,91	220	50,00	-	-	56 108	53,76
3S/M	725	20,91	222	47,03	2	40,00	1 293	42,85	1 876	48,91	382	47,12	550	45,00	220	45,00	110	45,00	-	-	-	-	11 372	43,22
3XS	-	-	-	-	-	-	-	-	-	-	-	-	-	-	-	-	-	-	-	-	-	-	56	20,00
3XXS	-	-	-	-	-	-	-	-	-	-	-	-	-	-	-	-	-	-	-	-	-	-	-	-
4L	-	-	-	-	-	-	536	70,00	-	-	-	-	-	-	-	-	-	-	-	-	-	-	1 338	61,75
4L/M	-	-	-	-	-	-	-	-	-	-	-	-	-	-	26	75,00	-	-	-	-	-	-	513	36,71
4M	-	-	-	-	-	-	475	56,36	-	-	-	-	-	-	-	-	511	12,64	-	-	-	-	5 644	32,77
4S	-	-	-	-	-	-	-	-	-	-	-	-	-	-	-	-	-	-	-	-	-	-	-	-
4S/M	-	-	-	-	-	-	9	35,00	-	-	-	-	-	-	-	-	-	-	-	-	-	-	9	35,00
Total	284 543	73,18	171 222	76,02	136 036	73,31	95 010	73,68	133 562	74,27	19 594	70,93	170 740	74,22	73 494	74,84	122 318	65,54	54 371	73,36	9 862	76,17	2 032 935	72,63

Data disclaimer: Potatoes SA does not take responsibility for the accuracy or interpretation of company data re-purposed by 3rd parties

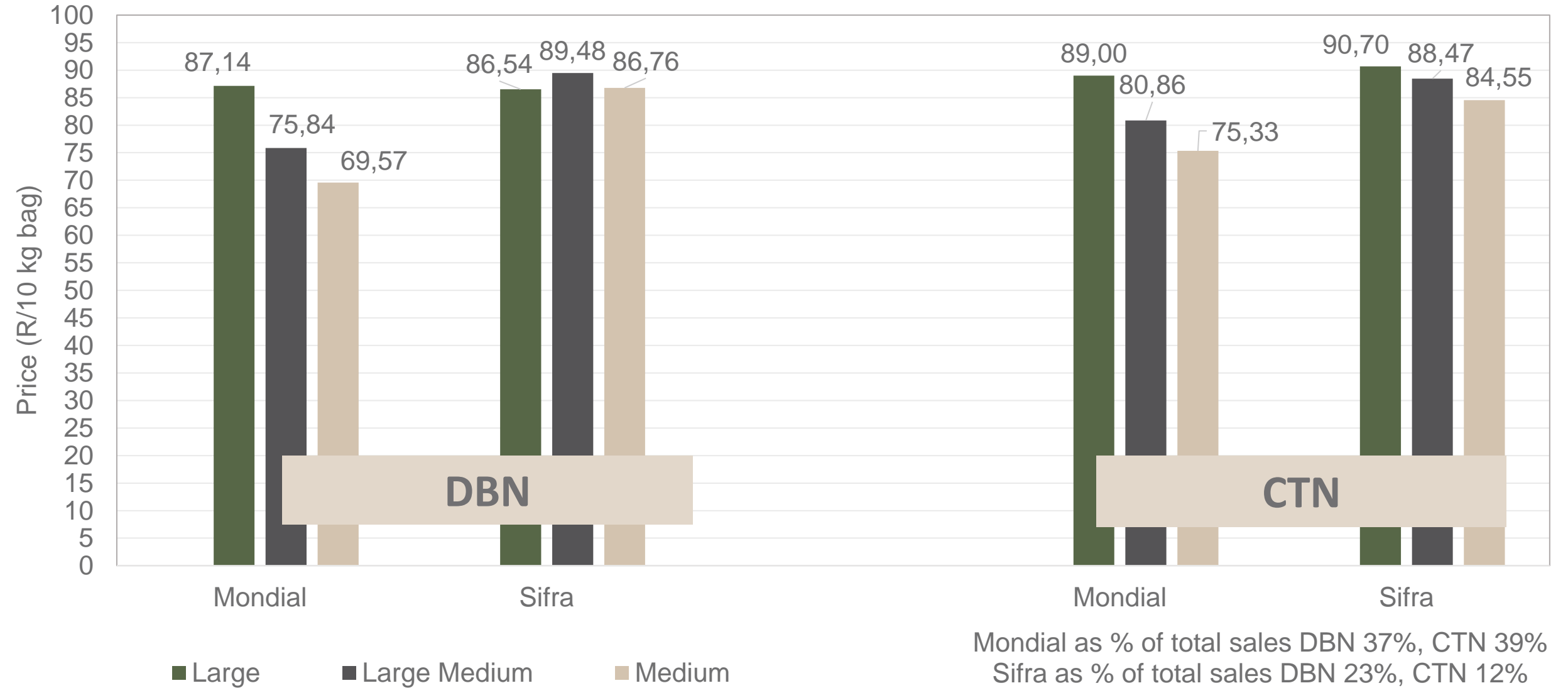
PTA & JHB markets: Average Prices - Different Sizes (only 10 kg bags)



Mondial as % of total sales JHB 49%, PTA 59%
 Sifra as % of total sales JHB 22%, PTA 18%

Data disclaimer: Potatoes SA does not take responsibility for the accuracy or interpretation of company data re-purposed by 3rd parties

DBN & CTN markets: Average Prices - Different Sizes (only 10 kg bags)



Mondial as % of total sales DBN 37%, CTN 39%
 Sifra as % of total sales DBN 23%, CTN 12%

Hectares planted to date for season 2023 versus 2022

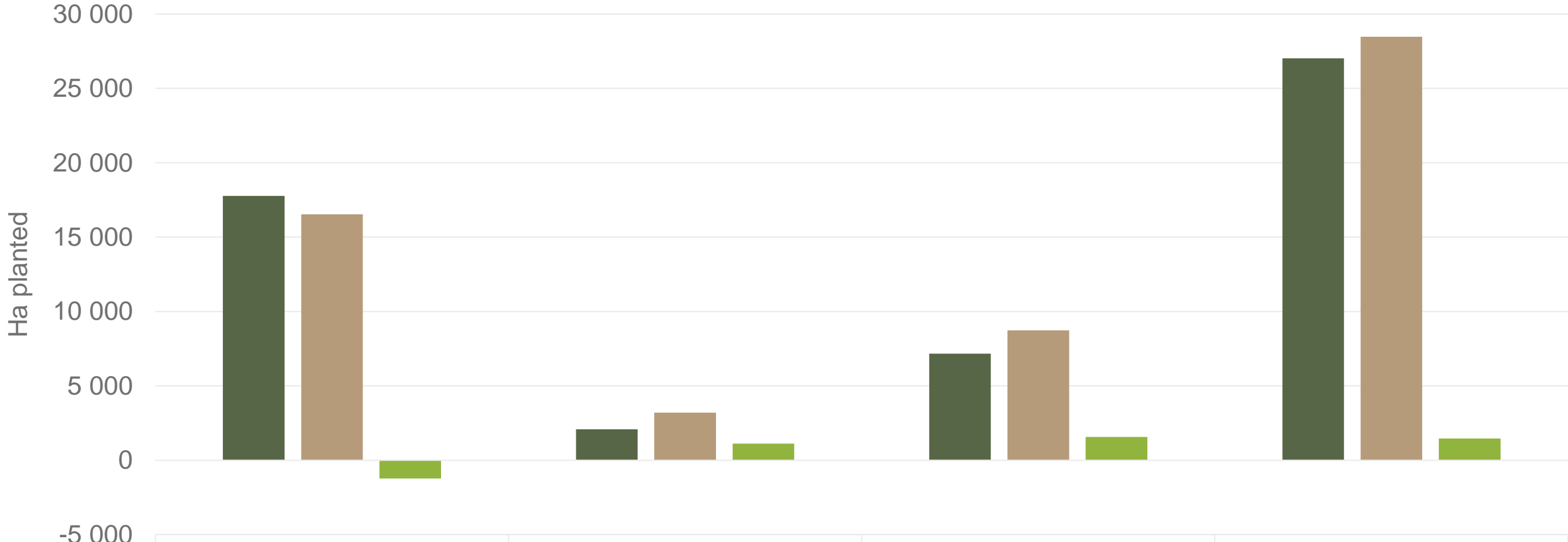



	Table	Process	Seed	Total
■ 2022	17 769	2 081	7 166	27 017
■ 2023	16 535	3 202	8 733	28 470
■ Changes	-1 234	1 121	1 566	1 453


Regions finished planting: Northern Cape early, North West main, Eastern Free State main, Ceres main, North Eastern Cape, KZN summer, Northern Cape main * To be confirmed, Western FS, North West late harvest *To be confirmed, Sandveld summer and South Western Free State harvest


Data disclaimer: Potatoes SA does not take responsibility for the accuracy or interpretation of company data re-purposed by 3rd parties


Thank you for your time

Feel free to contact us

 sibabaliwe@potatoes.co.za
lynne@potatoes.co.za

 +27 (0)12 349 1906

 6 De Havilland Crescent
Persequor Techno Park
Persequor Park
Pretoria

 www.potatoes.co.za



Potatoes
Aartappels SA