



During April and May 2023, a total of 13 potato producing regions as well as non-producing suppliers delivered potatoes nationally to fresh produce markets.

Average percentage downgraded: **7.64%**.

Total number of bags delivered from 13 regions and non-producing suppliers and inspected on the fresh produce markets: **12 456 035**.

Figure 1: Classes of potato bags inspected at all fresh produce markets during April/May 2023.

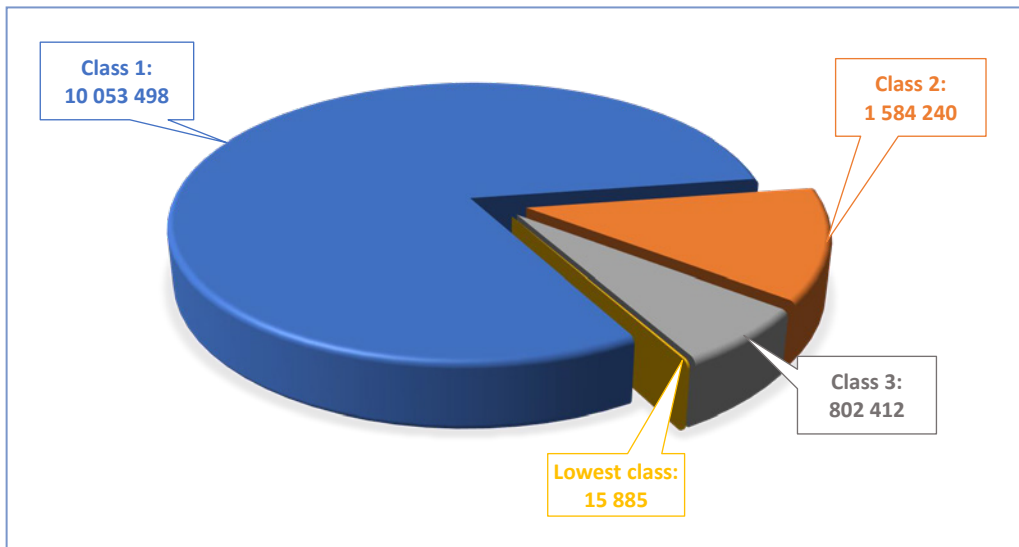


Figure 2: Classes of potato bags downgraded (total 951 250) at all fresh produce markets during April/May 2023.

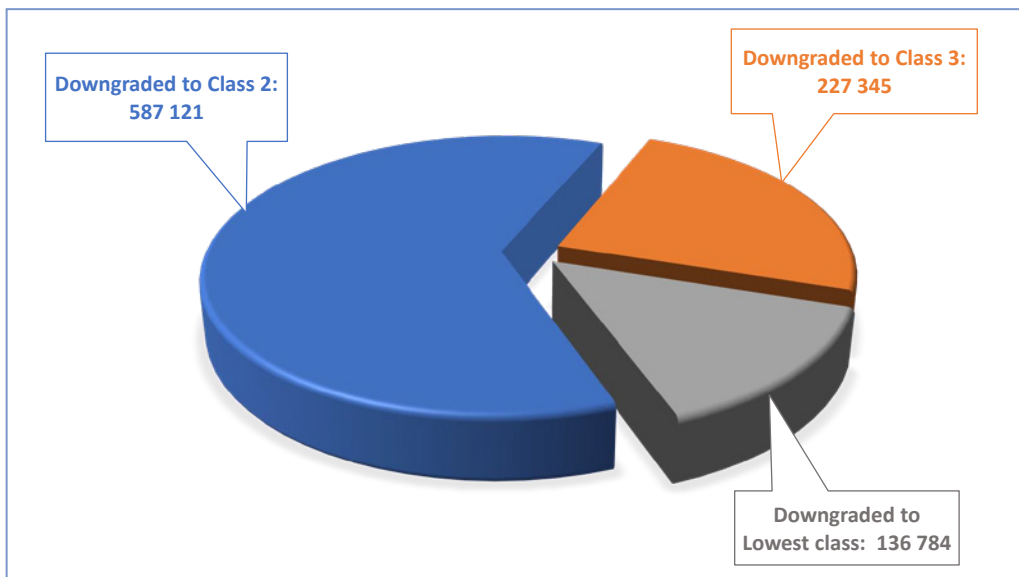


Figure 3: Potatoes downgraded (%) per region at all fresh produce markets during April/May 2023.

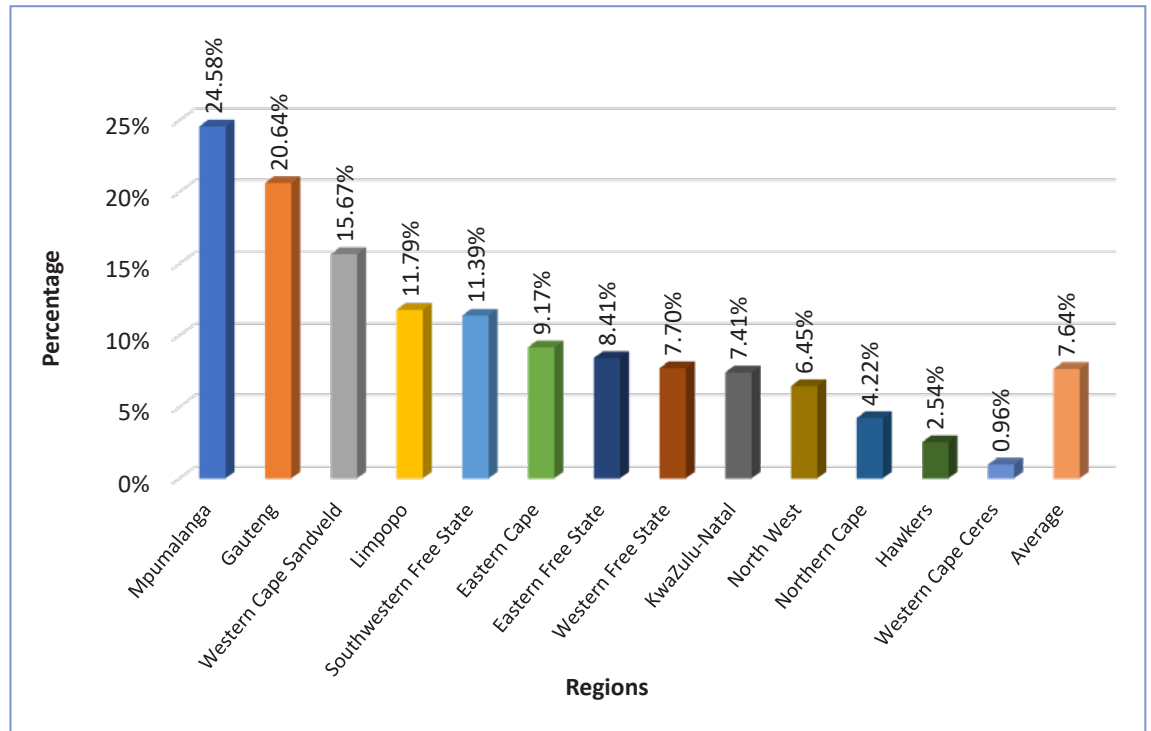
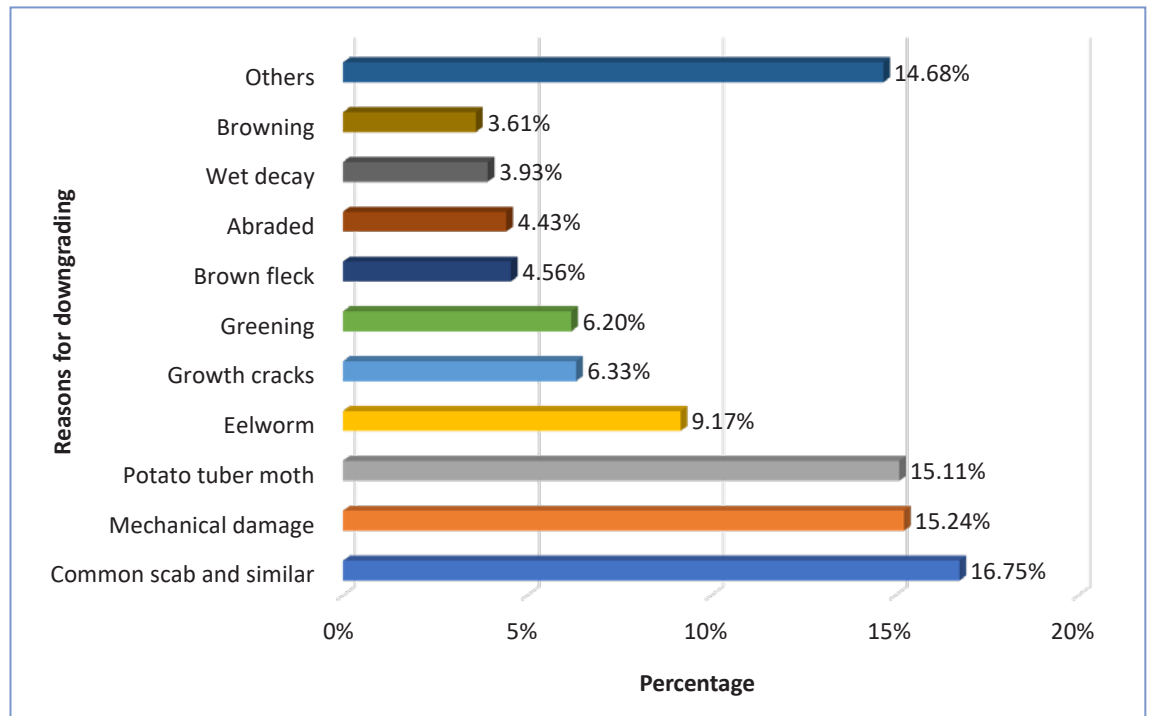


Figure 4: Main reasons for downgrading at all fresh produce markets during April/May 2023.



Other include: Insect damage; malformed; too small; soiled; dry stem-end; hollow heart; watergrass damage (external); skin eelworm; wilt; broken and cut tubers; vascular browning; sprouts; collectively too big and small; cold damage; soiled decay; wet by decayed tubers; watergrass damage (internal).

Mondstuk van die Suid-Afrikaanse aartappelbedryf • Mouthpiece of the South African potato industry

CHIPS

VOL 37 NO 4 • JULY / AUGUST 2023

**FRESH PRODUCE MARKETS:
PACKAGING AND REPACKAGING
TO PERFECTION**

Resistance management
of moths

Market monitor: First 22 weeks
at fresh produce markets in 2023

**KULTIVARPROEWE IN
LIMPOPO, KWAZULU-NATAL
EN OOS-VRYSTAAT**

Globally Harmonised System
in context