



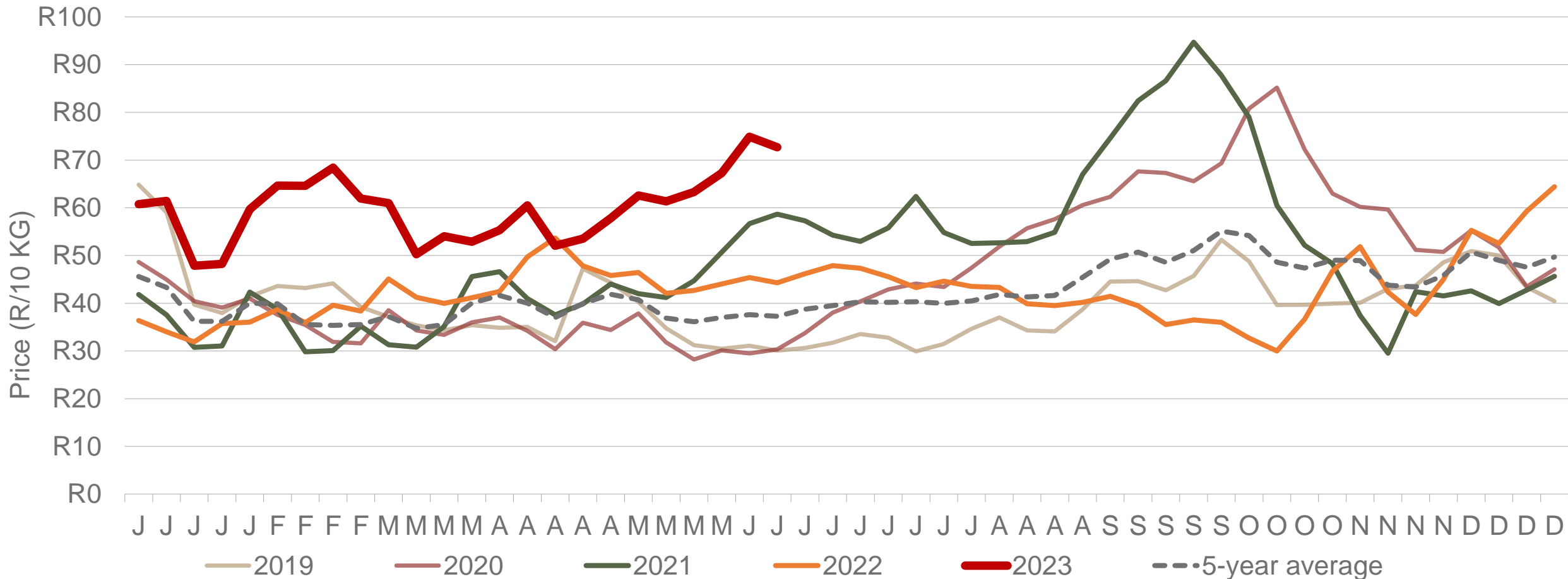
Potatoes SA
Aartappels SA

Weekly Market Information

15 June 2023

www.potatoes.co.za



Average weekly price – all markets & all classes



Number of bags sold

20%

(Week on Week)



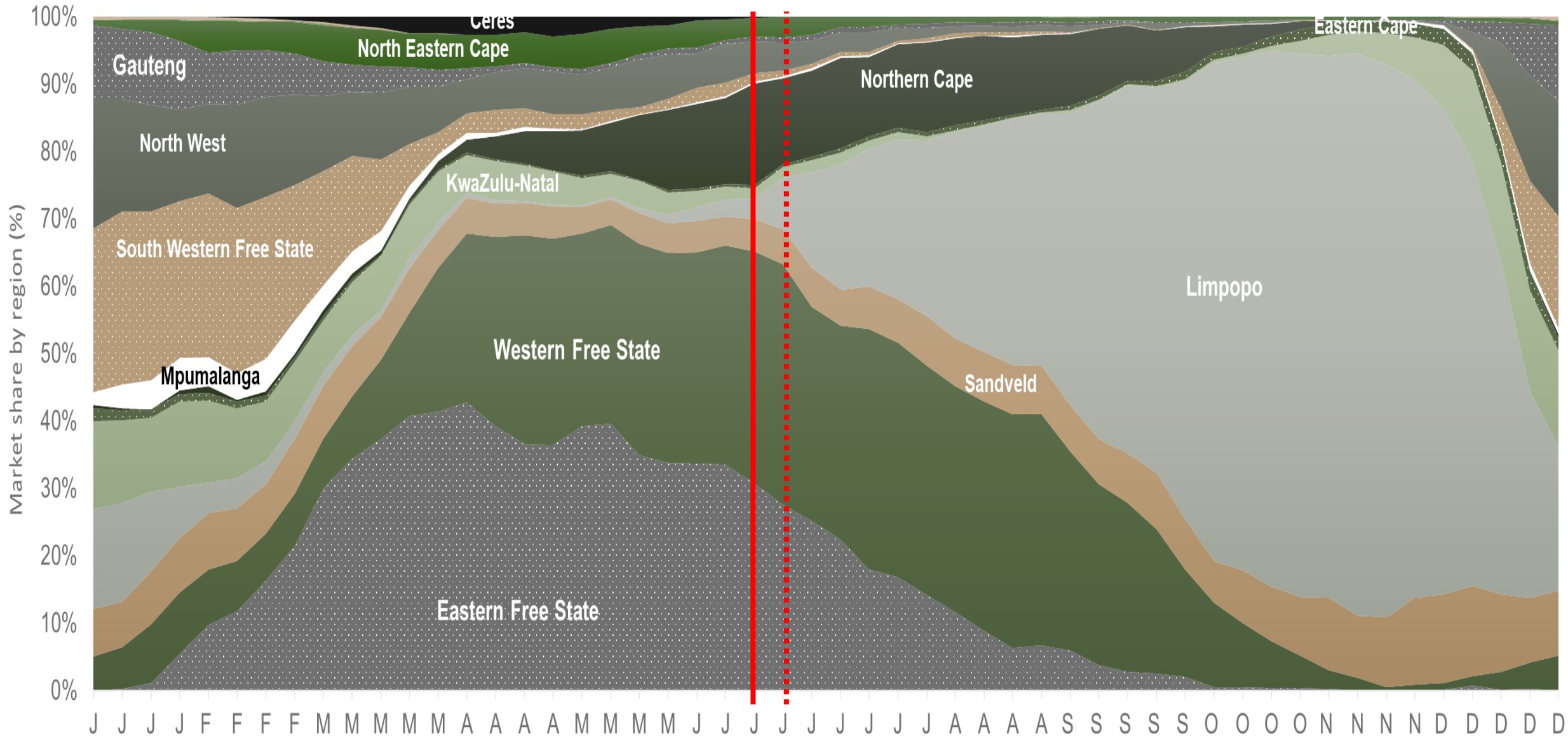
Average weekly price

3%

(Week on week)

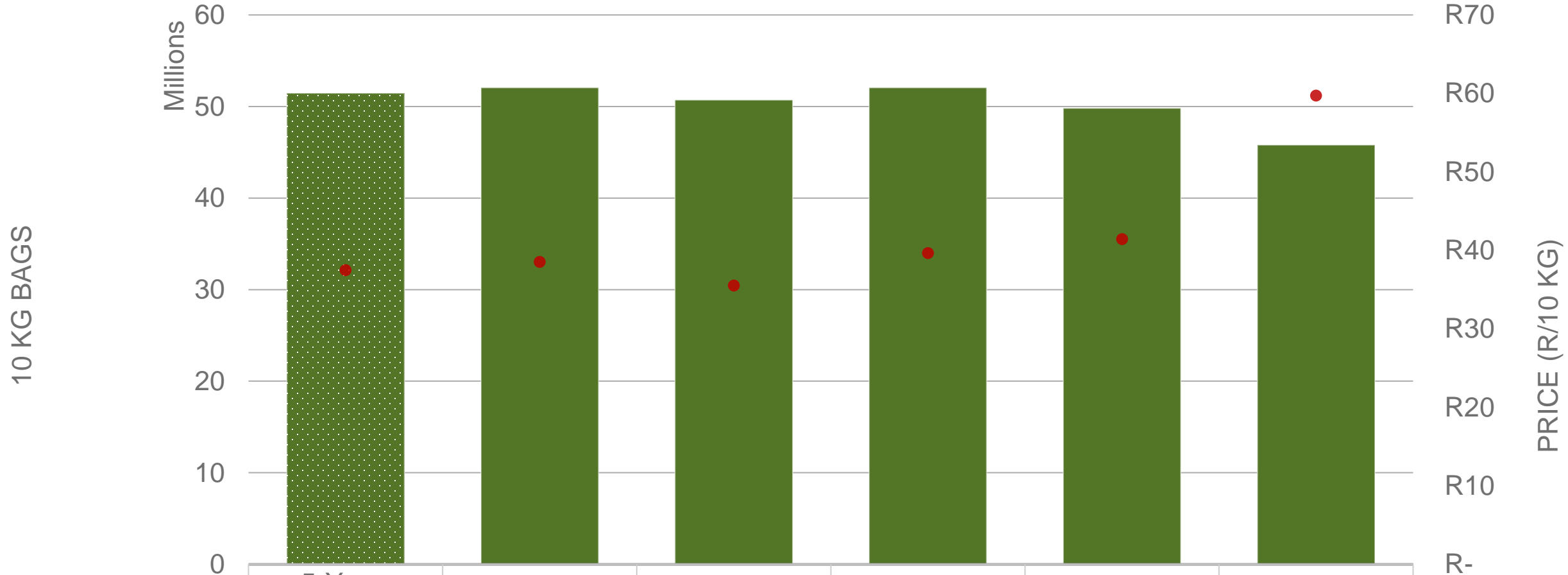


Market share of regions on fresh produce markets



Data disclaimer: Potatoes SA does not take responsibility for the accuracy or interpretation of company data re-purposed by 3rd parties

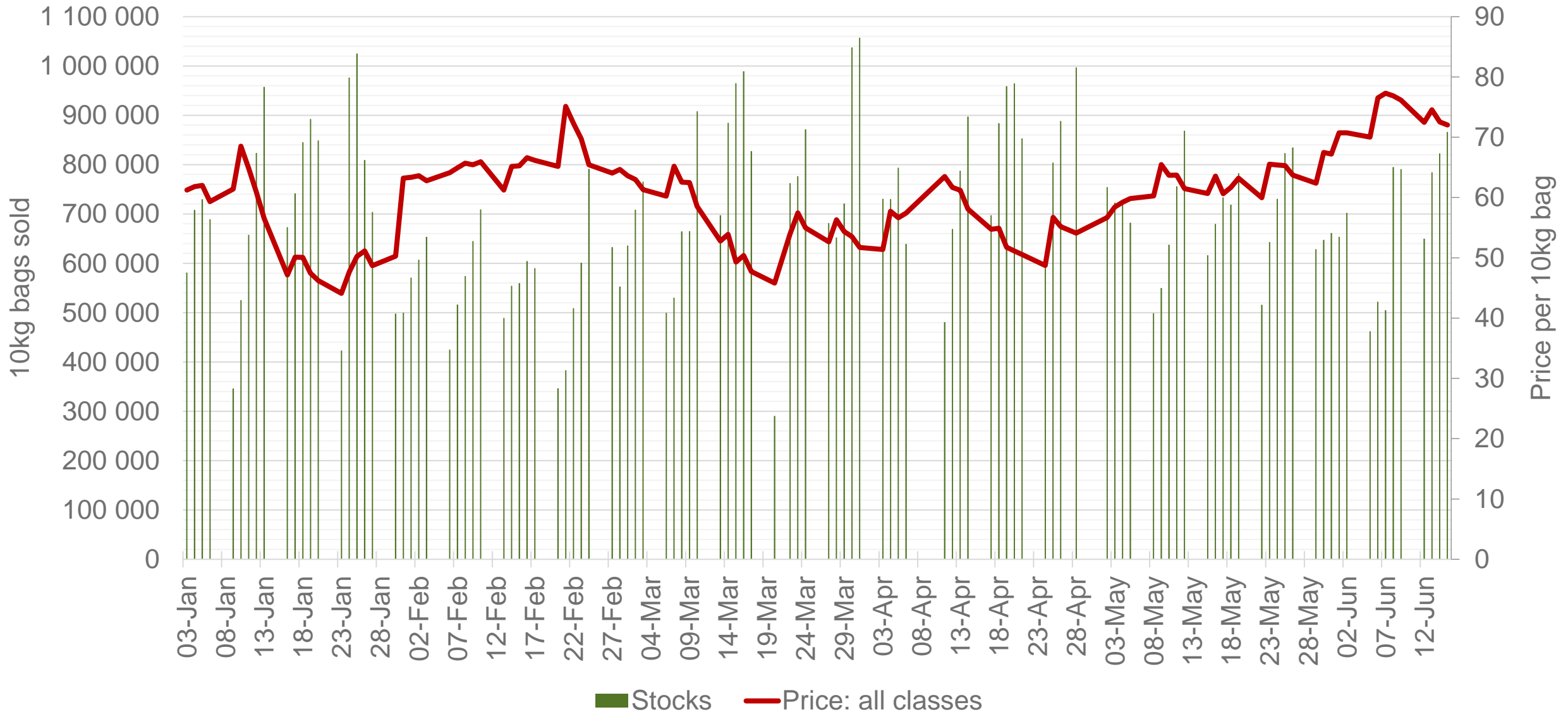
Cumulative total number of 10 kg bags sold on markets: First 24 weeks of the year 2023



■ Number of bags sold	51 466 903	52 068 402	50 714 669	52 071 319	49 821 445	45 803 796
● Average price	R 37.47	R 38.51	R 35.53	R 39.65	R 41.42	R 59.73

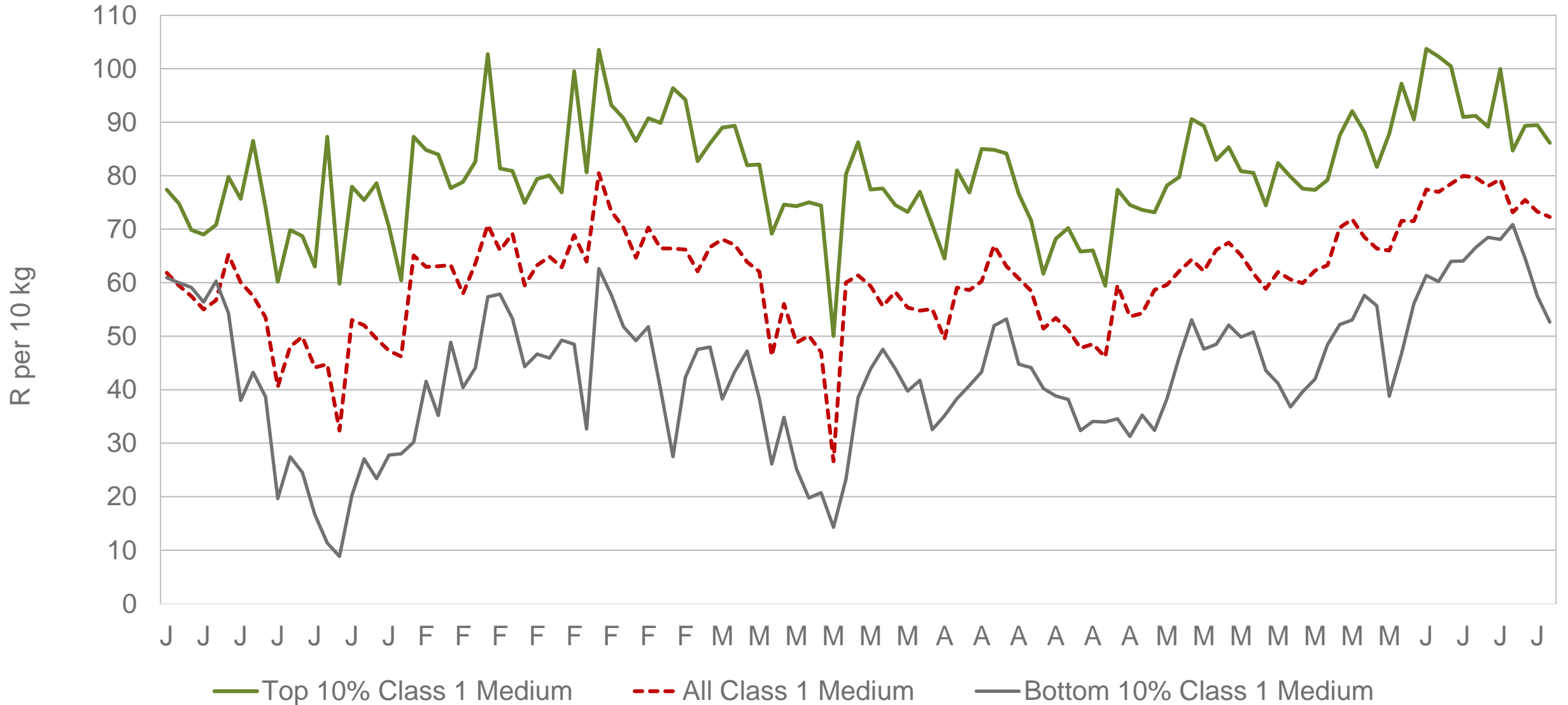
Sold 5 663 107 bags **less** than the **5-year average** (2018 to 2022) of the first twenty-four weeks of each year

RSA daily Price versus Daily Available stocks (all classes & all sizes)



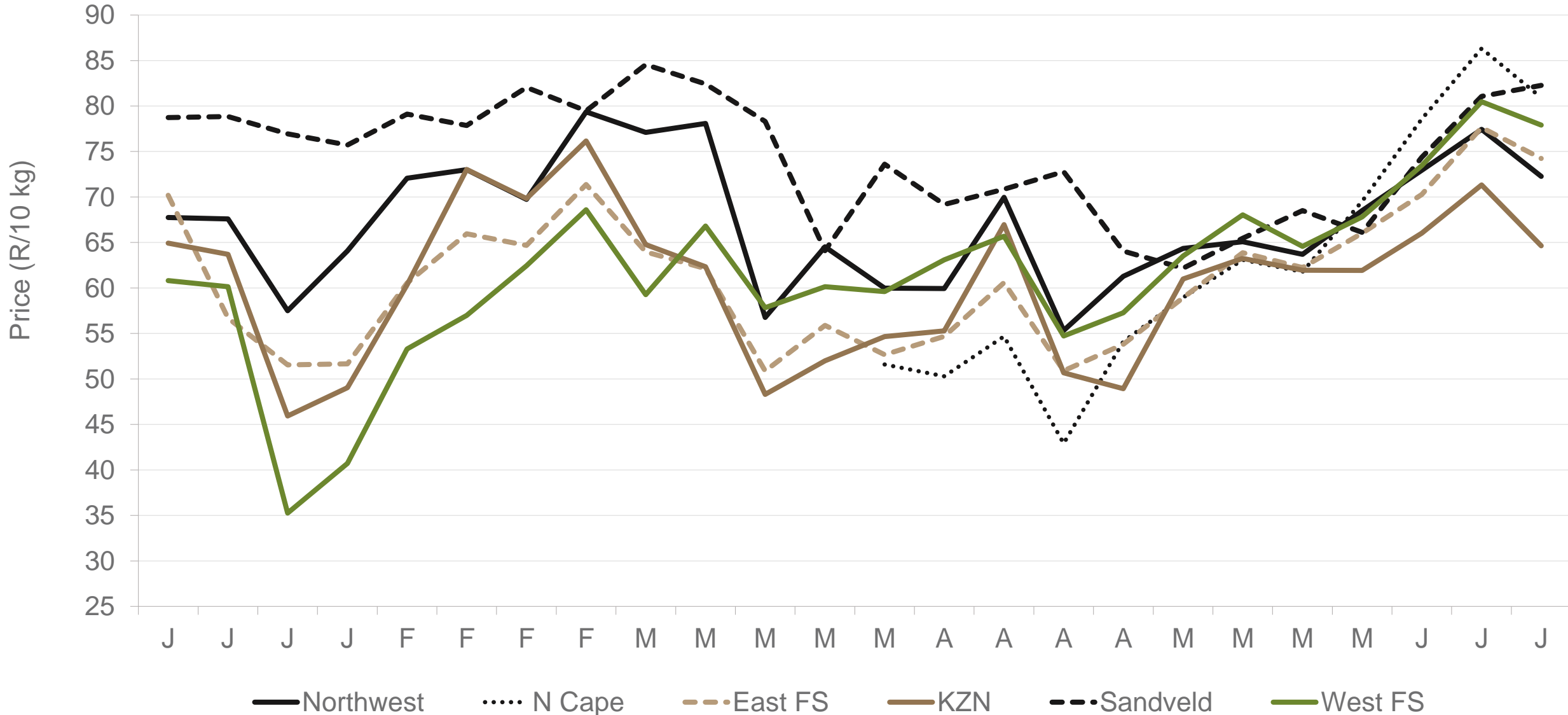
Data disclaimer: Potatoes SA does not take responsibility for the accuracy or interpretation of company data re-purposed by 3rd parties

JHB market daily : Top 10% versus Bottom 10% prices – Class 1 Medium (Since January 2023)



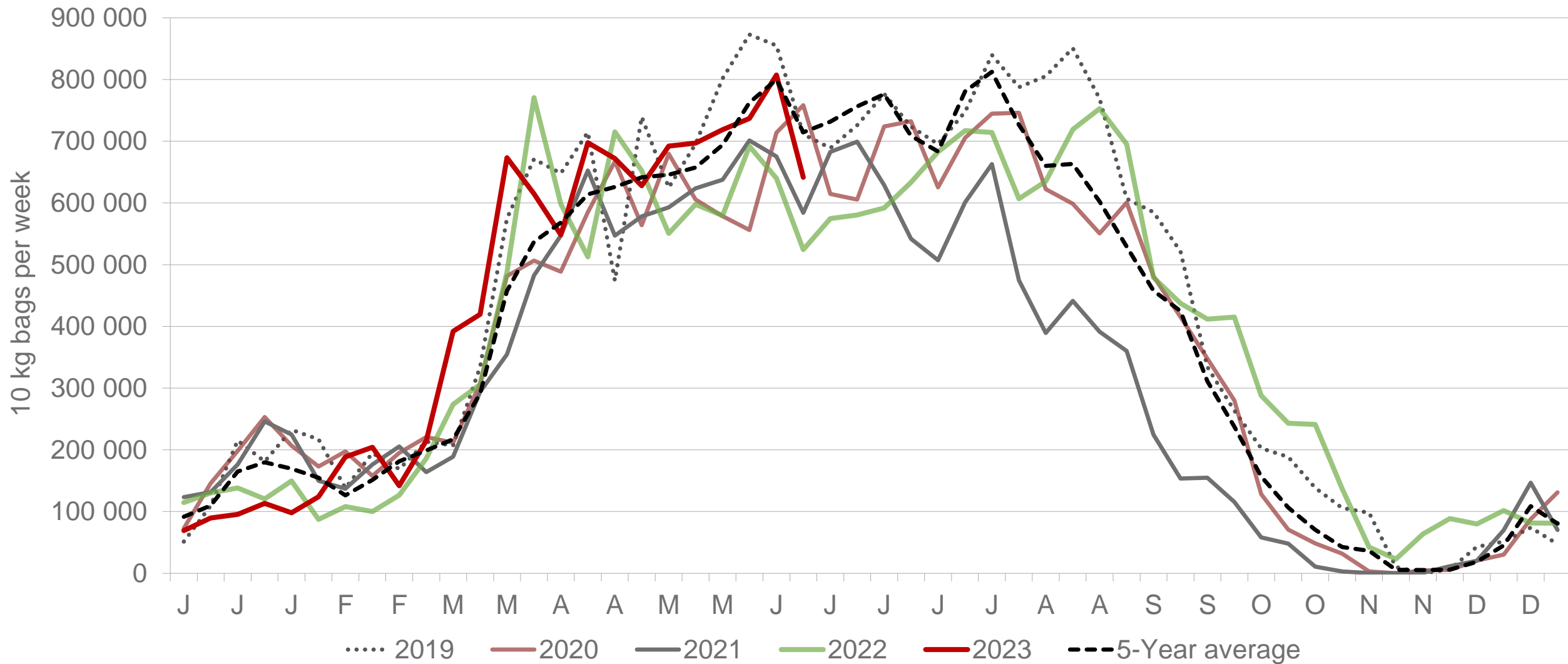
Data disclaimer: Potatoes SA does not take responsibility for the accuracy or interpretation of company data re-purposed by 3rd parties

Average Class 1 Medium prices in regions



Data disclaimer: Potatoes SA does not take responsibility for the accuracy or interpretation of company data re-purposed by 3rd parties

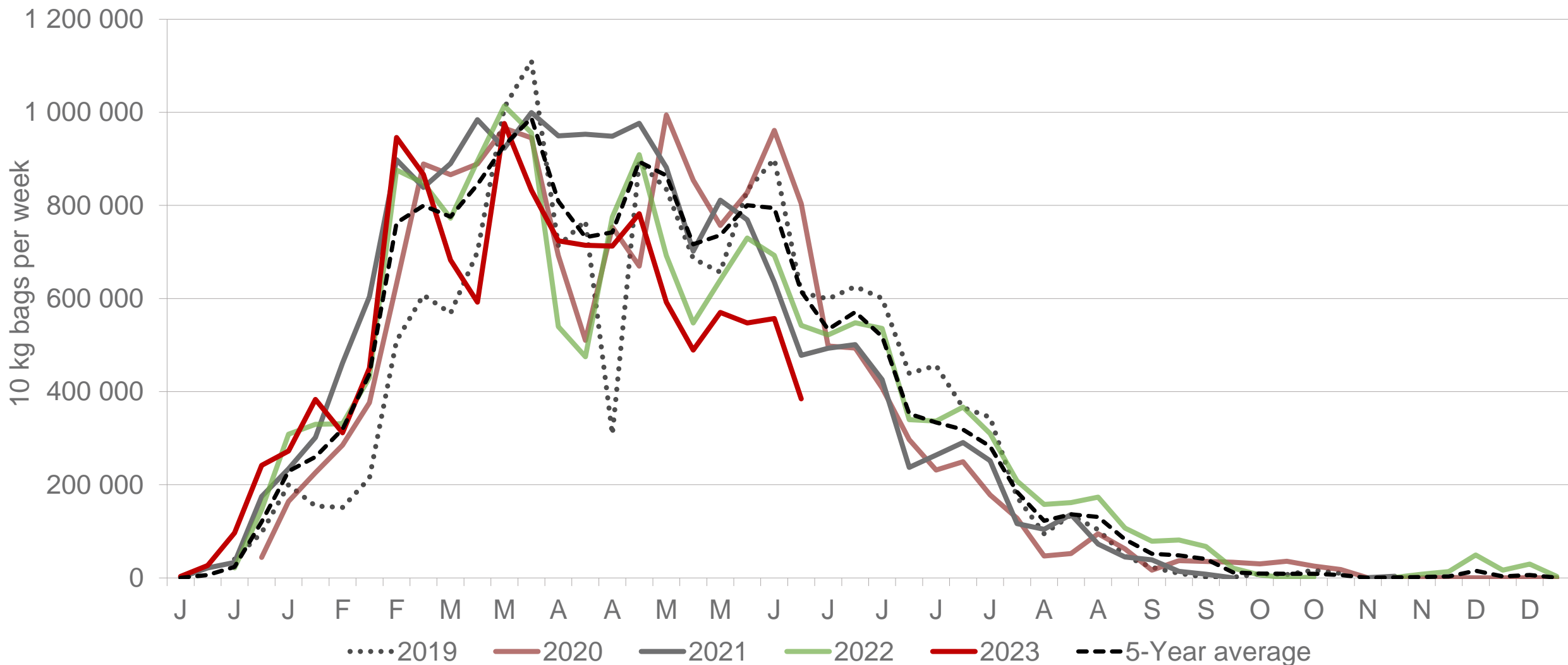
Western Free State : Amount of 10 kg bags per week sold on FPMs (all classes)



Sold 12% bags **more** than the same period of 2022 and 362 382 bags **more** than the **5-year average** (2018 to 2022) of the first twenty-four weeks of each year.

Data disclaimer: Potatoes SA does not take responsibility for the accuracy or interpretation of company data re-purposed by 3rd parties

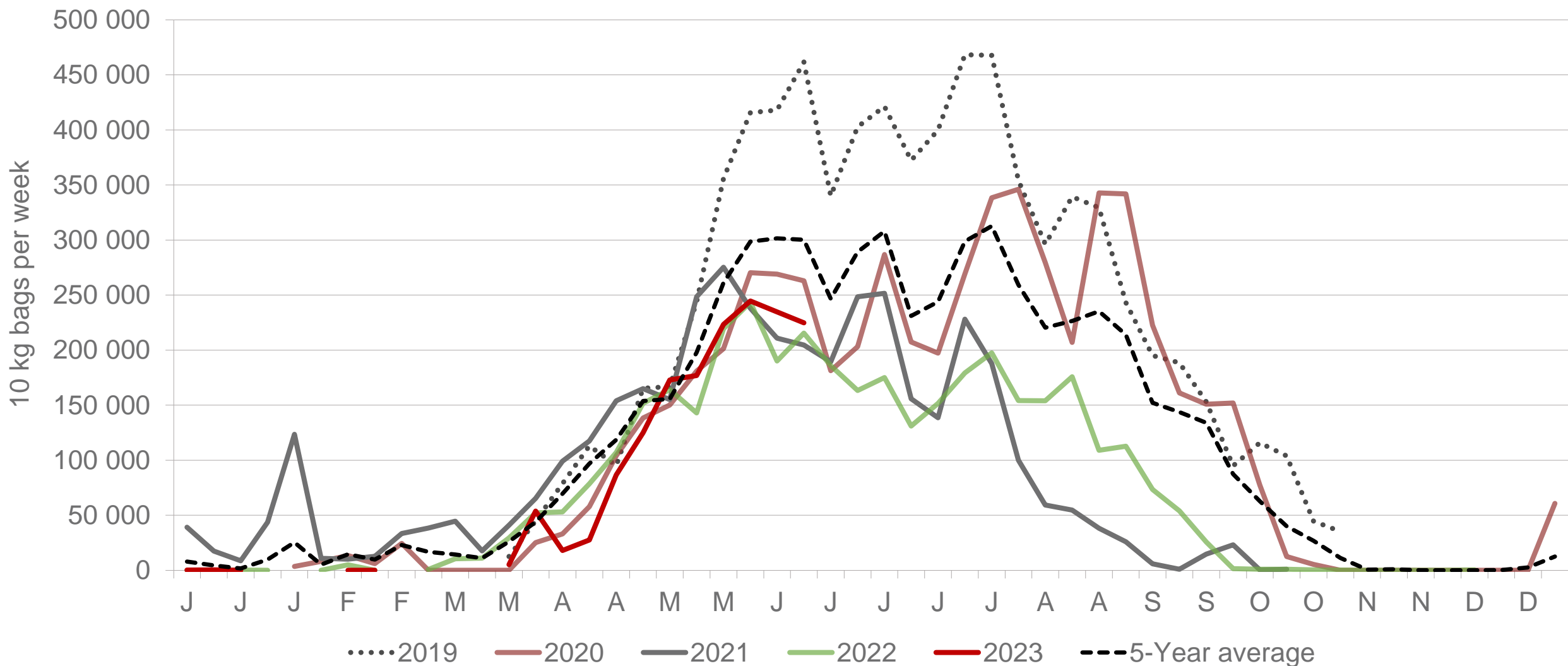
Eastern Free State: Amount of 10 kg bags per week sold on FPMs (all classes)



Sold 5% bags **less** than the same period of 2022 and 1 443 991 bags **less** than the **5-year average** (2018 to 2022) of the first twenty-four weeks of each year.

Data disclaimer: Potatoes SA does not take responsibility for the accuracy or interpretation of company data re-purposed by 3rd parties

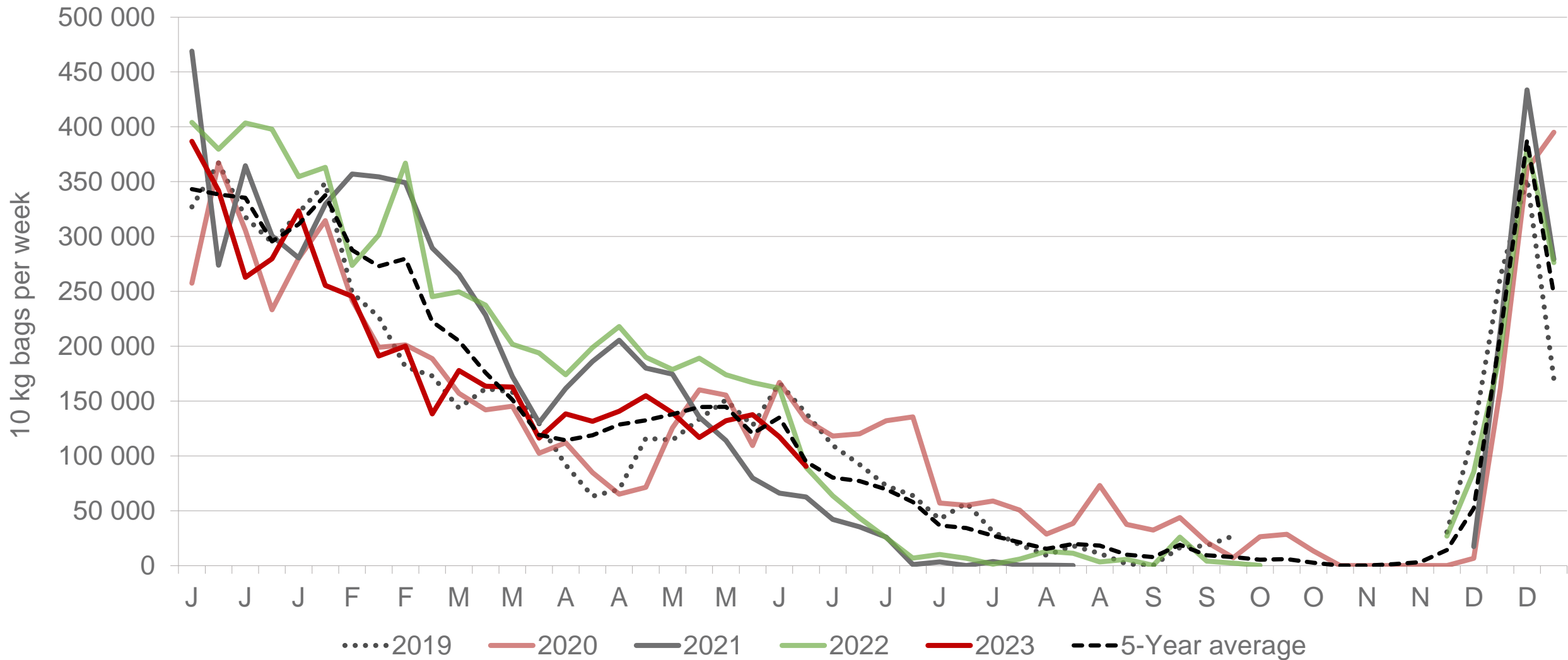
Northern Cape: Amount of 10 kg bags per week sold on FPMs (all classes)



Sold 5% bags **less** than the same period of 2022 and 572 996 bags **less** than the **5-year average** (2018 to 2022) of the first twenty-four weeks of each year.

Data disclaimer: Potatoes SA does not take responsibility for the accuracy or interpretation of company data re-purposed by 3rd parties

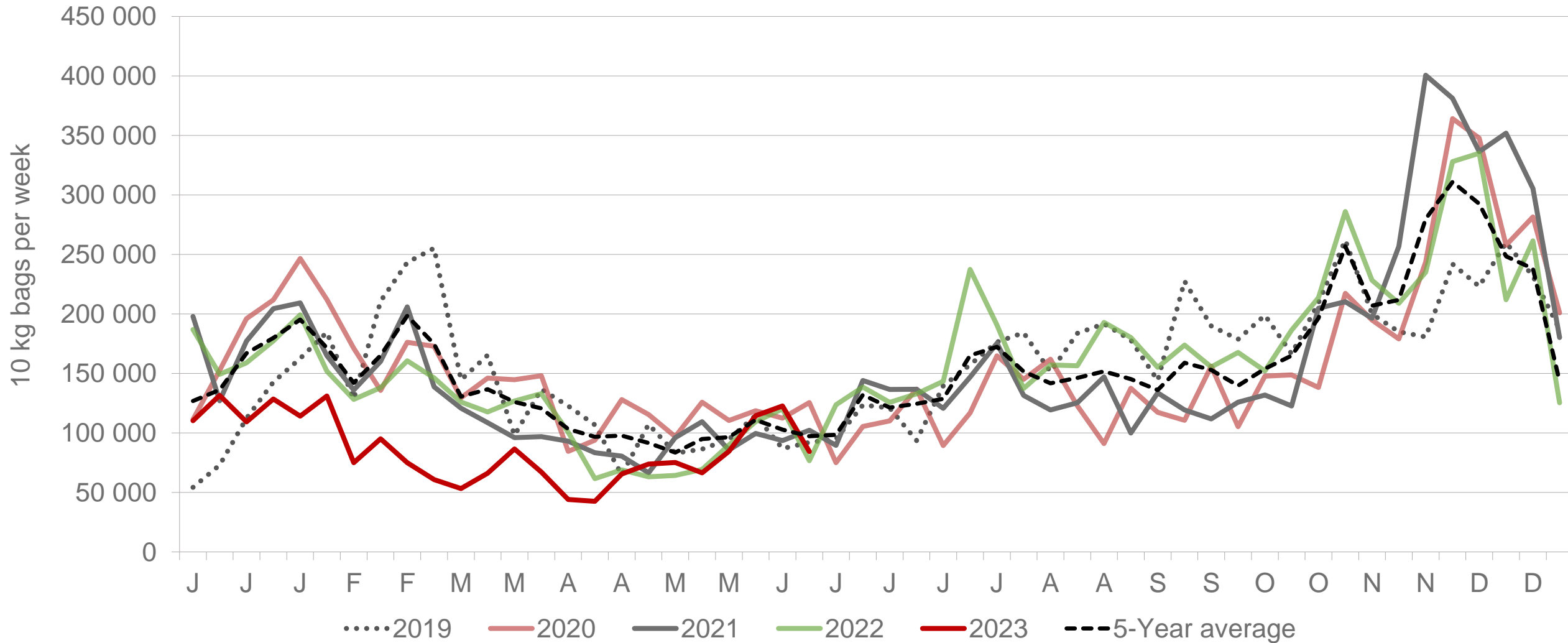
North-West: Amount of 10 kg bags per week sold on FPMs (all classes)



Sold 26% bags **less** than the same period of 2022 and 402 201 bags **less** than the **5-year average** (2018 to 2022) of the first twenty-four weeks of each year.

Data disclaimer: Potatoes SA does not take responsibility for the accuracy or interpretation of company data re-purposed by 3rd parties

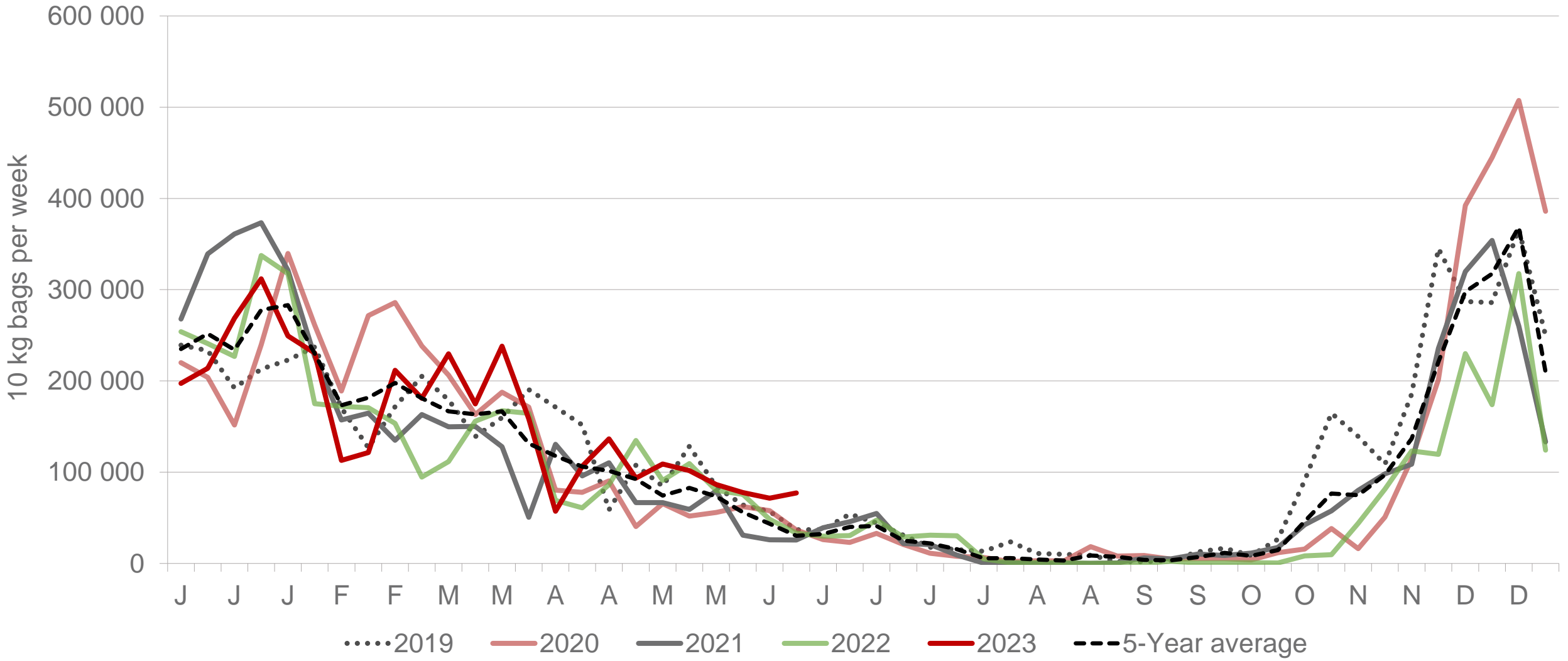
Sandveld: Amount of 10 kg bags per week sold on FPMs (all classes)



Sold 29% bags **less** than the same period of 2022 and 1 068 457 bags **less** than the **5-year average** (2018 to 2022) of the first twenty-four weeks of each year.

Data disclaimer: Potatoes SA does not take responsibility for the accuracy or interpretation of company data re-purposed by 3rd parties

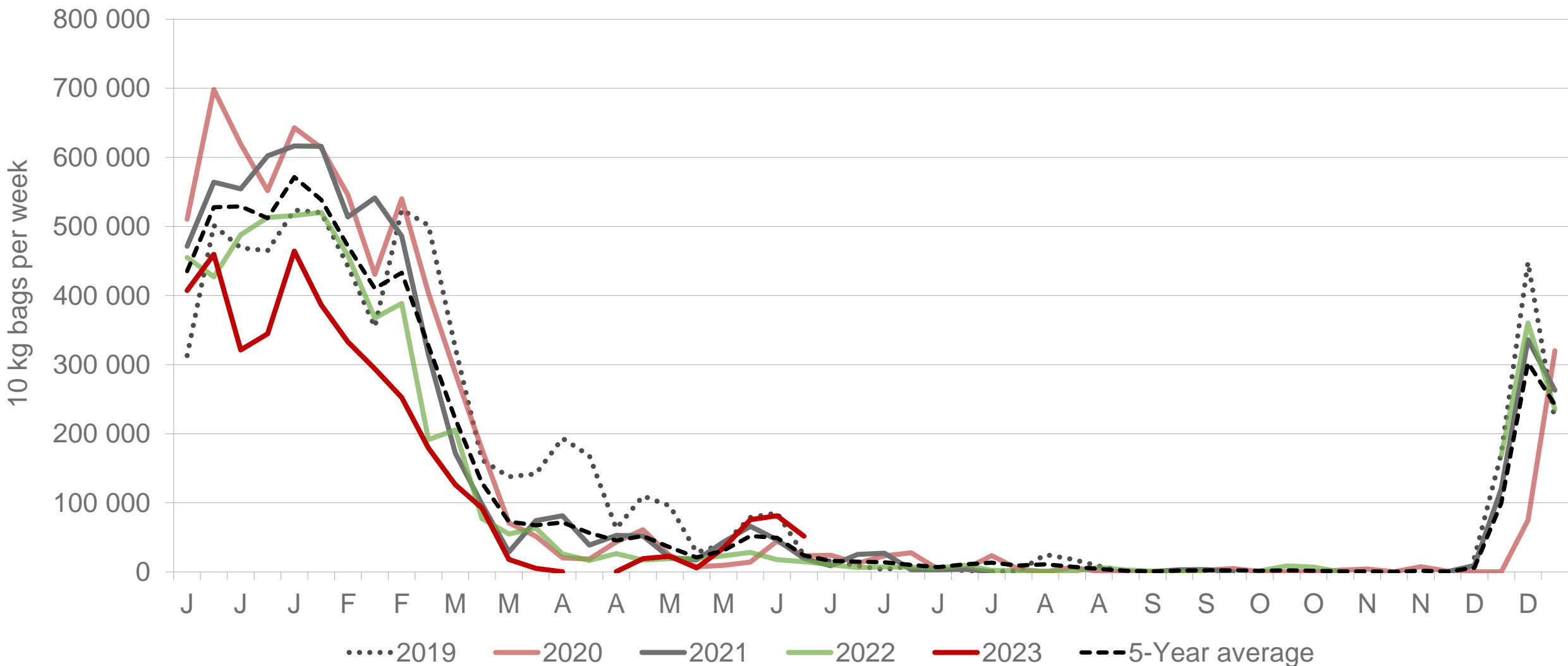
KwaZulu-Natal: Amount of 10 kg bags per week sold on FPMs (all classes)



Sold 8% bags **more** than the same period of 2022 and 165 290 bags **more** than the **5-year average** (2018 to 2022) of the first twenty-four weeks of each year.

Data disclaimer: Potatoes SA does not take responsibility for the accuracy or interpretation of company data re-purposed by 3rd parties

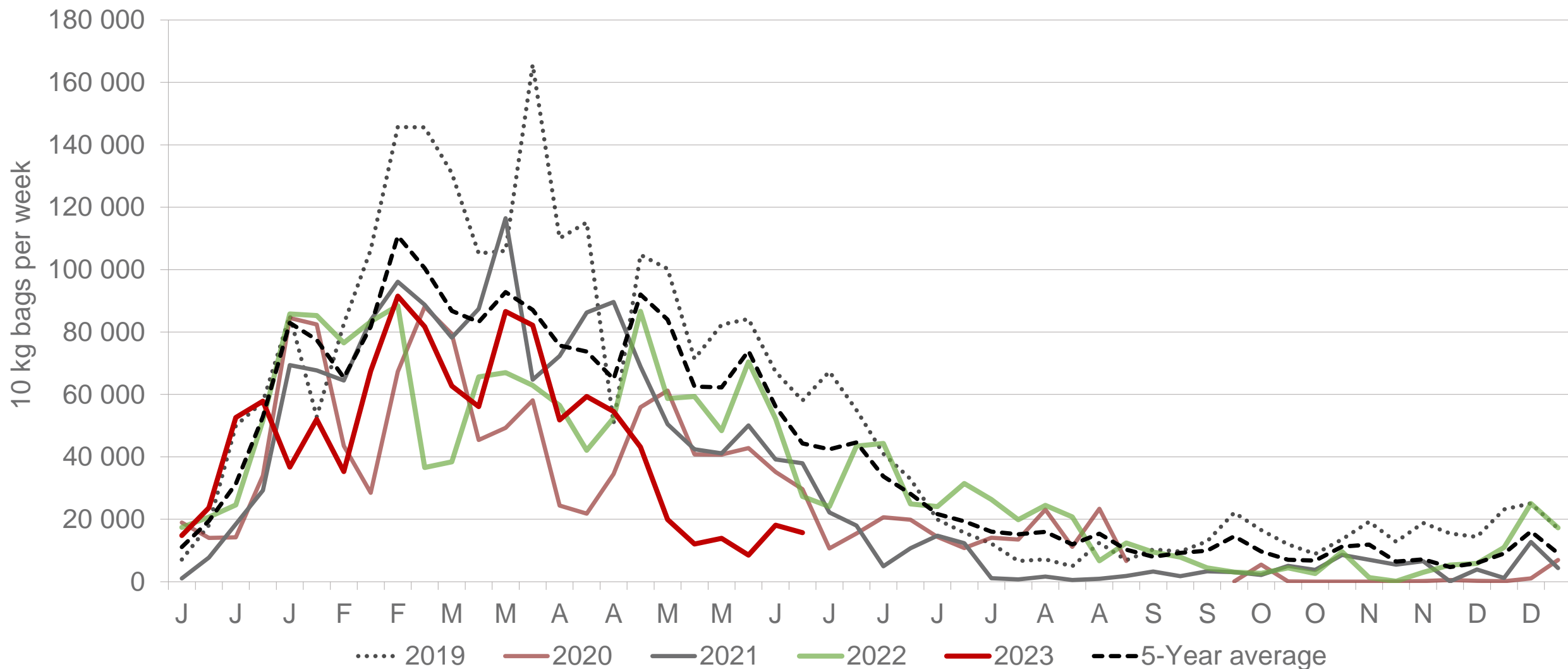
South Western Free State: Amount of 10 kg bags per week sold on FPMs (all classes)



Sold 19% bags **less** than the same period of 2022 and 1 709 420 bags **less** than the **5-year average** (2018 to 2022) of the first twenty-four weeks of each year.

Data disclaimer: Potatoes SA does not take responsibility for the accuracy or interpretation of company data re-purposed by 3rd parties

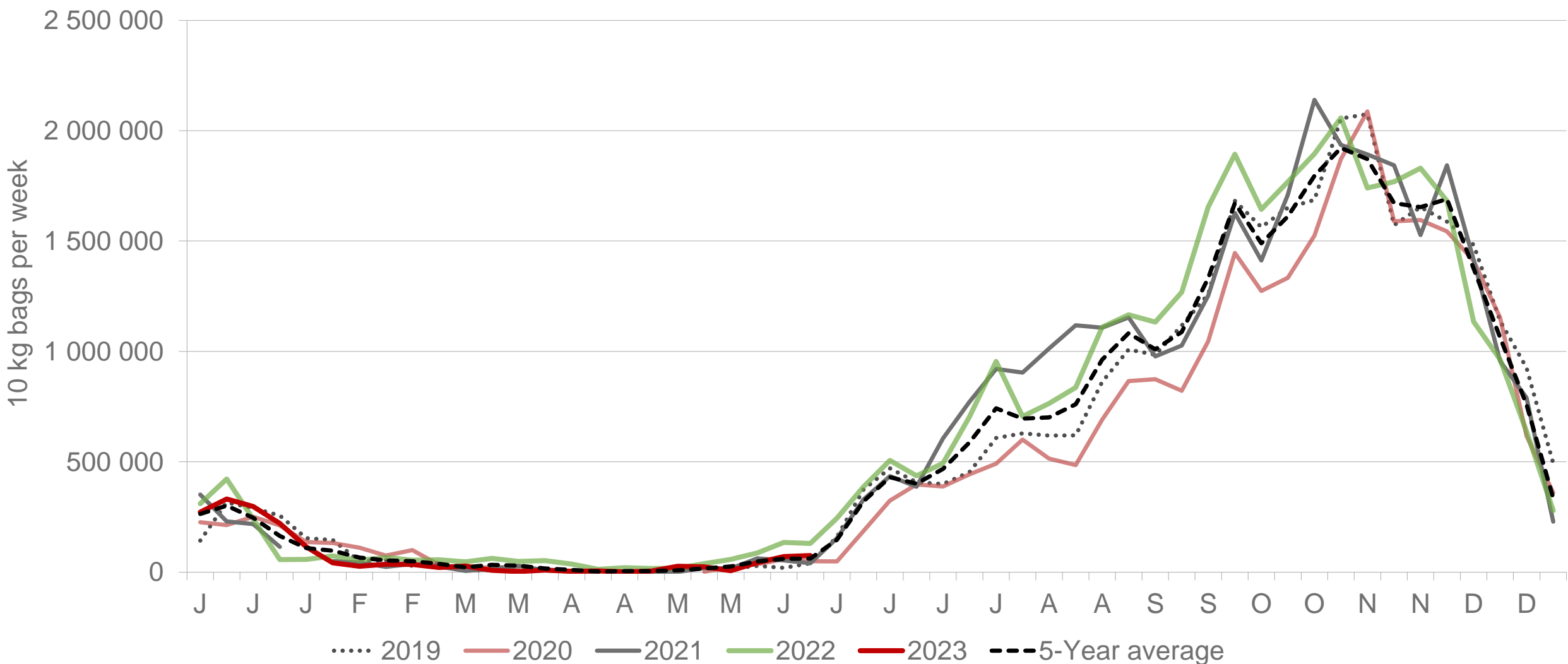
North Eastern Cape: Amount of 10 kg bags per week sold on FPMs (all classes)



Sold 19% bags **less** than the same period of 2022 and 574 443 bags **less** than the **5-year average** (2018 to 2022) of the first twenty-four weeks of each year.

Data disclaimer: Potatoes SA does not take responsibility for the accuracy or interpretation of company data re-purposed by 3rd parties

Limpopo: Amount of 10 kg bags per week sold on FPMs (all classes)



Sold 21% bags **less** than the same period of 2022 and 26 465 bags **less** than the **5-year average** (2018 to 2022) of the first twenty-four weeks of each year.

Data disclaimer: Potatoes SA does not take responsibility for the accuracy or interpretation of company data re-purposed by 3rd parties

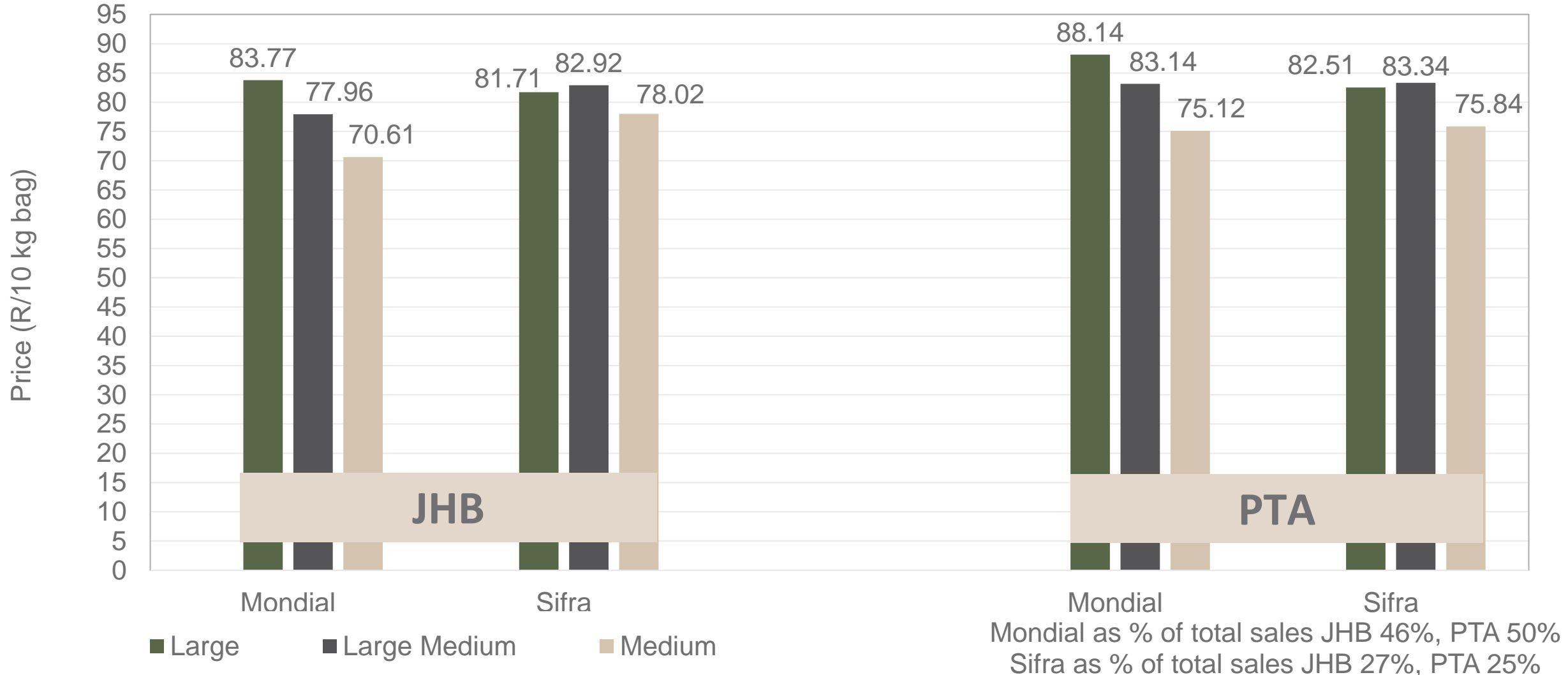
Average weekly prices and volumes for 10 kg bags of potatoes sold on selected markets from selected production regions



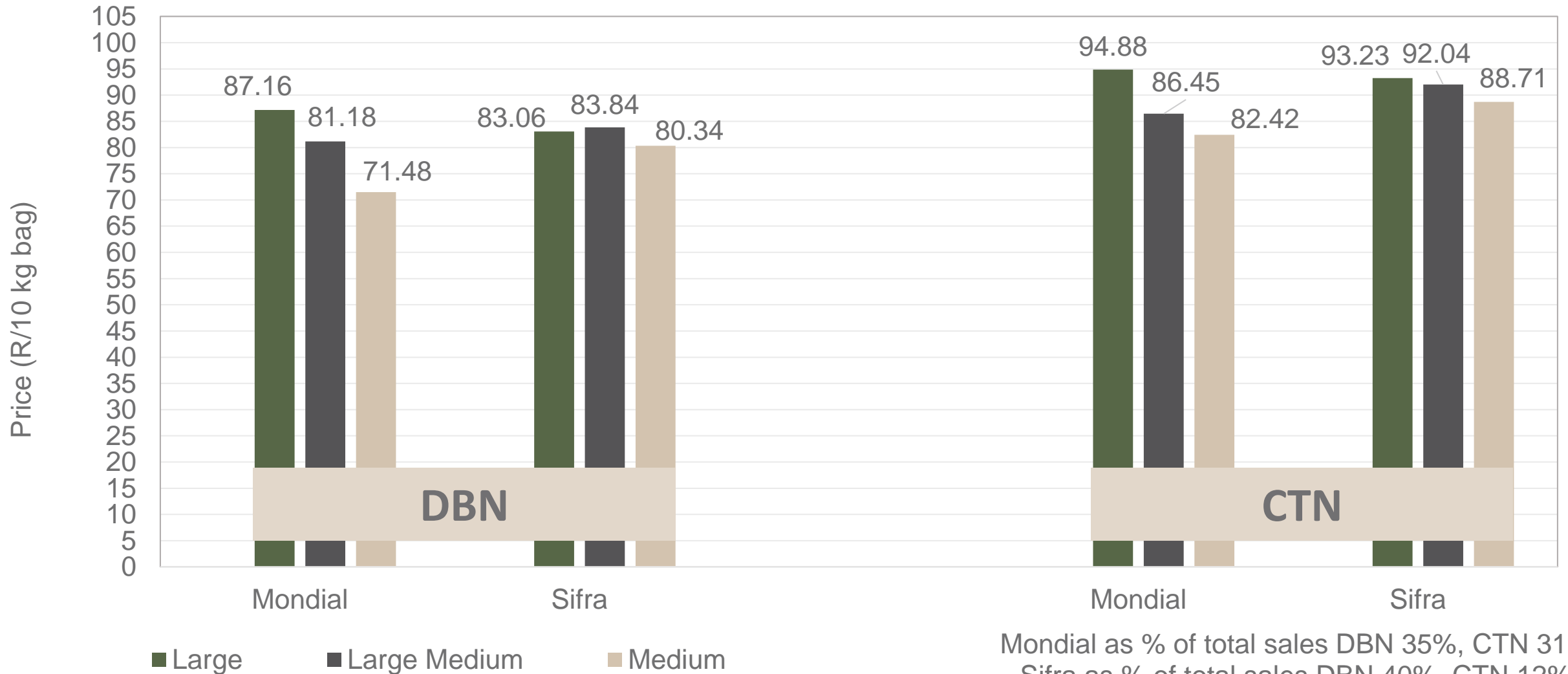
Klas & Grootte	Western Free State				Eastern Free State				Northern Cape				North West				Sandveld		KwaZulu-Natal				All Regions	
	JOH		PRE		JOH		PRE		JOH		PRE		JOH		PRE		CAP		JOH		DUR		All Markets	
	Volume	Prices	Volume	Prices	Volume	Prices	Volume	Prices	Volume	Prices	Volume	Prices	Volume	Prices	Volume	Prices	Volume	Prices	Volume	Prices	Volume	Prices	Volume	Prices
	10kg	R/10kg	10kg	R/10kg	10kg	R/10kg	10kg	R/10kg	10kg	R/10kg	10kg	R/10kg	10kg	R/10kg	10kg	R/10kg	10kg	R/10kg	10kg	R/10kg	10kg	R/10kg	10kg	R/10kg
1L	39 722	83.33	28 159	85.89	47 928	84.81	37 410	86.54	18 081	82.24	5 628	85.40	10 704	79.95	6 056	81.14	6 072	92.46	16 231	75.40	1 842	77.92	320 468	84.51
1L/M	54 288	82.41	40 214	83.07	28 175	77.13	26 326	81.96	19 251	79.62	3 542	81.84	9 609	78.19	3 864	83.54	12 100	86.46	9 713	70.45	4 097	72.31	340 471	81.32
1M	55 043	77.09	28 884	77.19	29 934	68.22	19 491	74.14	12 462	75.35	3 655	75.07	10 399	73.57	4 266	74.29	15 054	81.77	4 514	58.22	5 422	58.50	341 203	74.85
1S	8 816	54.24	2 573	50.88	5 930	49.14	1 126	44.28	301	46.20	-	-	1 520	52.65	1 989	50.93	13 635	54.67	-	-	1 420	39.49	69 333	53.78
1S/M	18 457	66.54	8 148	65.99	5 167	58.54	3 585	61.13	1 005	61.43	304	65.06	3 144	60.07	4 337	62.36	1 366	57.00	1 609	44.13	-	-	110 458	63.41
1XL	542	87.07	-	-	310	87.61	-	-	1 180	90.00	-	-	-	-	-	-	-	-	5 888	79.23	-	-	7 920	81.70
1XS	3 032	52.00	-	-	2 756	35.09	-	-	770	45.03	-	-	1 344	37.61	-	-	-	-	-	-	-	-	11 282	44.15
1XXS	746	52.96	-	-	-	-	-	-	-	-	-	-	-	-	-	-	-	-	-	-	-	-	2 796	53.57
2L	8 048	73.47	14 447	80.51	11 943	76.60	7 170	79.74	7 583	71.05	3 642	79.94	110	85.00	980	76.12	1 540	82.94	1 865	66.67	62	75.00	94 781	77.04
2L/M	7 788	75.21	12 513	76.43	4 752	71.08	3 775	77.27	4 420	67.85	1 557	77.25	1 757	67.52	1 195	74.75	6 102	79.30	770	65.15	366	70.00	80 289	73.78
2M	11 249	60.26	12 892	65.60	6 664	62.24	3 112	71.26	5 459	63.54	2 287	69.07	-	-	705	66.63	7 426	74.35	710	50.07	2 848	54.56	90 960	64.10
2S	1 651	41.17	2 045	44.18	740	40.78	857	47.19	2 202	53.39	1 080	46.07	-	-	-	-	1 686	50.89	-	-	601	38.64	25 284	47.77
2S/M	2 801	52.54	2 142	61.58	184	43.91	943	63.09	440	49.00	-	-	-	-	-	-	330	35.00	-	-	-	-	12 278	55.09
2XL	642	78.86	-	-	1 200	81.14	-	-	-	-	-	-	-	-	-	-	-	-	376	72.06	-	-	2 218	78.94
2XS	748	32.50	-	-	-	-	-	-	-	-	-	-	-	-	-	-	-	-	-	-	-	-	1 463	27.09
2XXS	-	-	-	-	-	-	-	-	-	-	-	-	-	-	-	-	-	-	-	-	-	-	-	-
3L	5 078	57.88	2 503	70.04	3 948	67.62	4 372	68.92	4 543	65.02	1 390	69.53	-	-	-	-	-	-	-	-	25	38.00	42 632	64.34
3L/M	2 904	58.66	4 804	67.51	7 322	53.29	2 638	59.09	3 380	62.57	1 453	57.10	155	55.00	410	67.85	243	75.62	-	-	471	60.00	43 701	60.98
3M	7 083	50.62	4 059	55.51	1 980	50.20	3 054	55.40	7 278	49.44	550	59.82	439	52.04	110	50.00	541	59.53	212	55.00	206	33.69	50 779	53.18
3S/M	510	27.25	317	42.09	330	45.00	204	45.47	1 541	51.13	330	45.00	615	31.11	8	43.00	-	-	-	-	-	-	11 015	43.32
3XS	-	-	-	-	-	-	-	-	-	-	-	-	-	-	-	-	-	-	-	-	-	-	281	17.37
3XXS	-	-	-	-	-	-	-	-	-	-	-	-	-	-	-	-	-	-	-	-	-	-	-	-
4L	-	-	141	80.00	-	-	-	-	-	-	-	-	-	-	-	-	-	-	-	-	6	50.00	622	60.04
4L/M	-	-	-	-	-	-	-	-	-	-	-	-	-	-	-	-	-	-	-	-	147	51.60	630	58.70
4M	-	-	440	52.50	-	-	2 136	62.71	-	-	-	-	-	-	-	-	-	-	-	-	415	50.00	6 852	49.31
4S	-	-	-	-	-	-	-	-	-	-	-	-	-	-	-	-	252	18.49	-	-	-	-	252	18.49
4S/M	-	-	-	-	-	-	1 144	52.78	-	-	-	-	-	-	-	-	-	-	-	-	-	-	1 283	50.23
Total	229 148	74.01	165 985	76.46	159 863	72.67	119 147	77.06	89 896	71.70	25 431	75.17	39 796	72.12	26 245	70.01	77 581	68.67	41 888	70.60	18 110	60.32	1 702 277	72.71

Data disclaimer: Potatoes SA does not take responsibility for the accuracy or interpretation of company data re-purposed by 3rd parties

PTA & JHB markets: Average Prices - Different Sizes (only 10 kg bags)



DBN & CTN markets: Average Prices - Different Sizes (only 10 kg bags)



Mondial as % of total sales DBN 35%, CTN 31%
 Sifra as % of total sales DBN 40%, CTN 12%

Hectares planted to date for season 2023 versus 2022

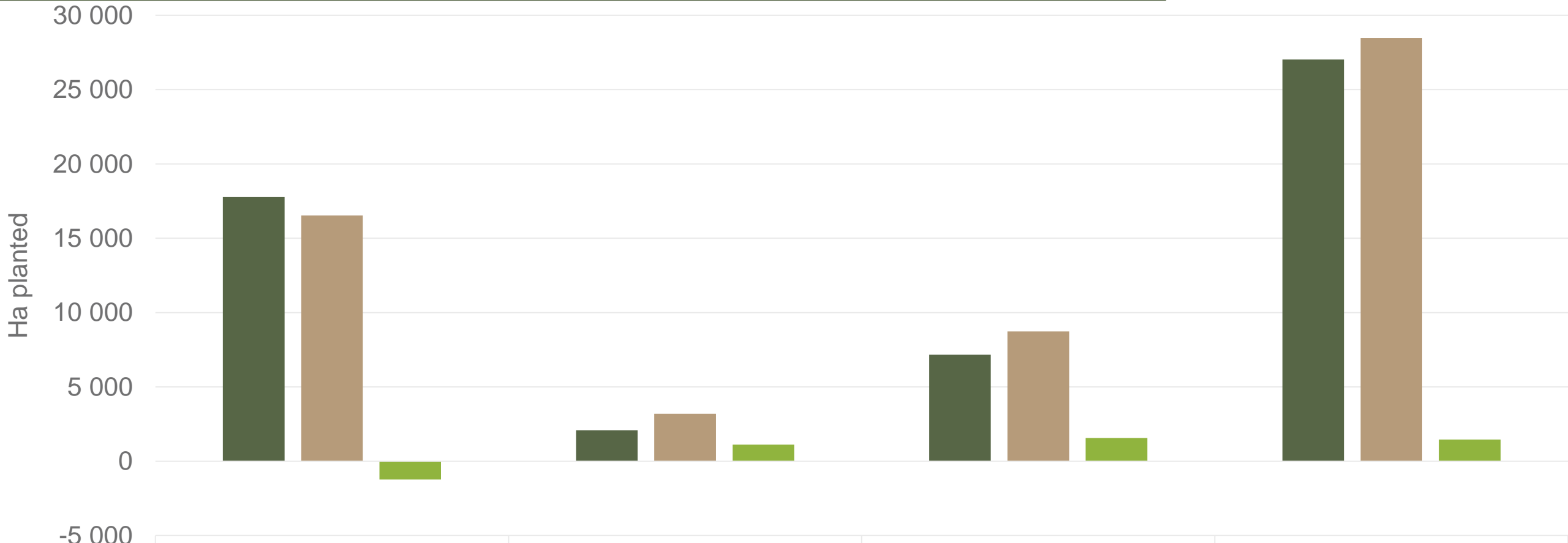



	Table	Process	Seed	Total
■ 2022	17 769	2 081	7 166	27 017
■ 2023	16 535	3 202	8 733	28 470
■ Changes	-1 234	1 121	1 566	1 453


Regions finished planting: Northern Cape early, North West main, Eastern Free State main, Ceres main, North Eastern Cape, KZN summer, Northern Cape main * To be confirmed, Western FS, North West late harvest *To be confirmed, Sandveld summer and South Western Free State harvest


Thank you for your time

Feel free to contact us

 dikgetho@potatoes.co.za
lynne@potatoes.co.za

 +27 (0)12 349 1906

 6 De Havilland Crescent
Persequor Techno Park
Persequor Park
Pretoria

 www.potatoes.co.za



Potatoes
Aartappels SA