

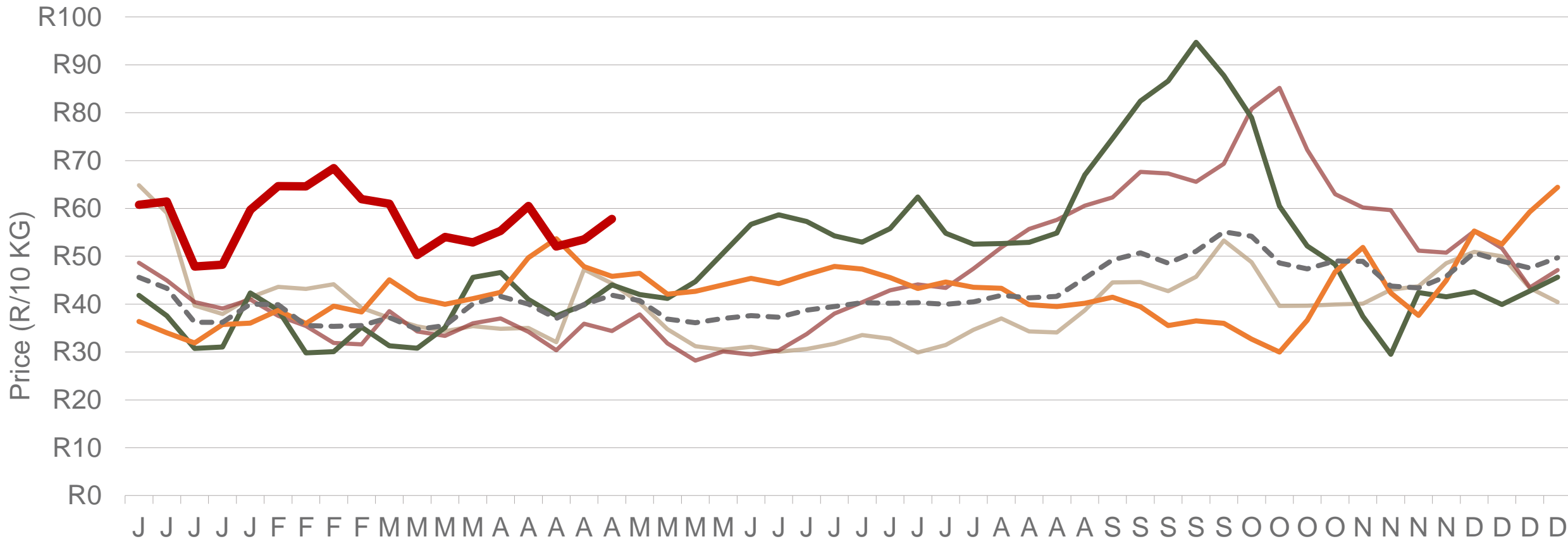



Potatoes SA
Aartappels SA

Weekly Market Information

05 May 2023

Average weekly price – all markets & all classes







Number of bags sold

5%

(Week on Week)






Average weekly price

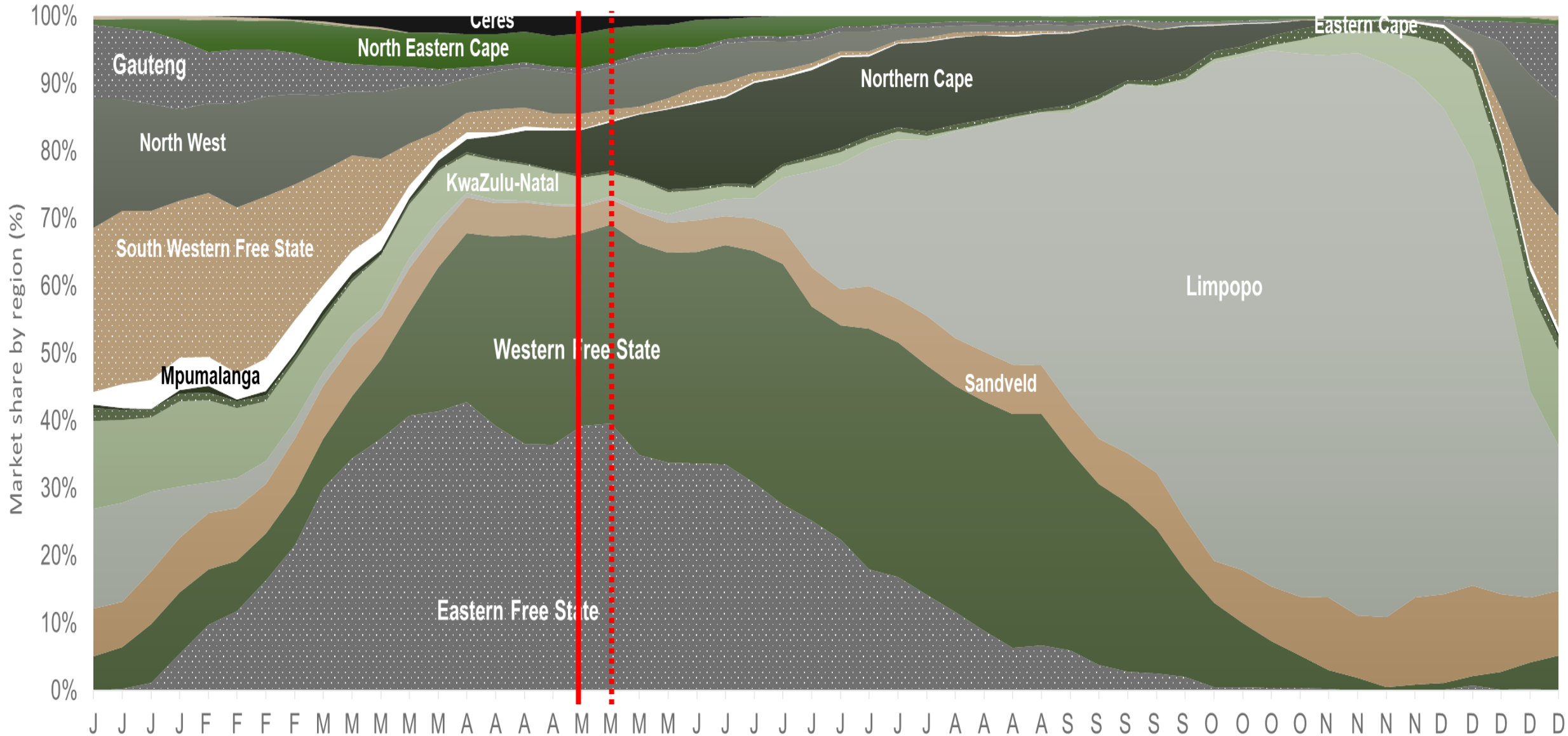
8%

(Week on week)



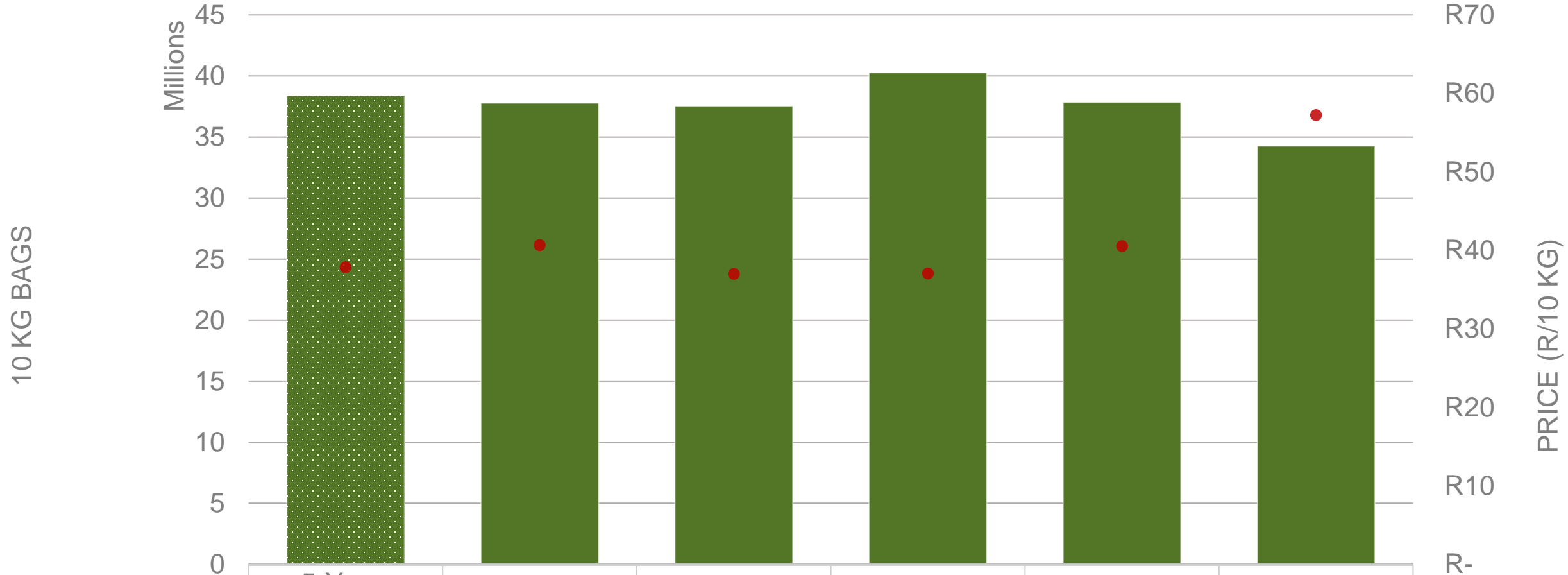
Data disclaimer: Potatoes SA does not take responsibility for the accuracy or interpretation of company data re-purposed by 3rd parties

Market share of regions on fresh produce markets



Data disclaimer: Potatoes SA does not take responsibility for the accuracy or interpretation of company data re-purposed by 3rd parties

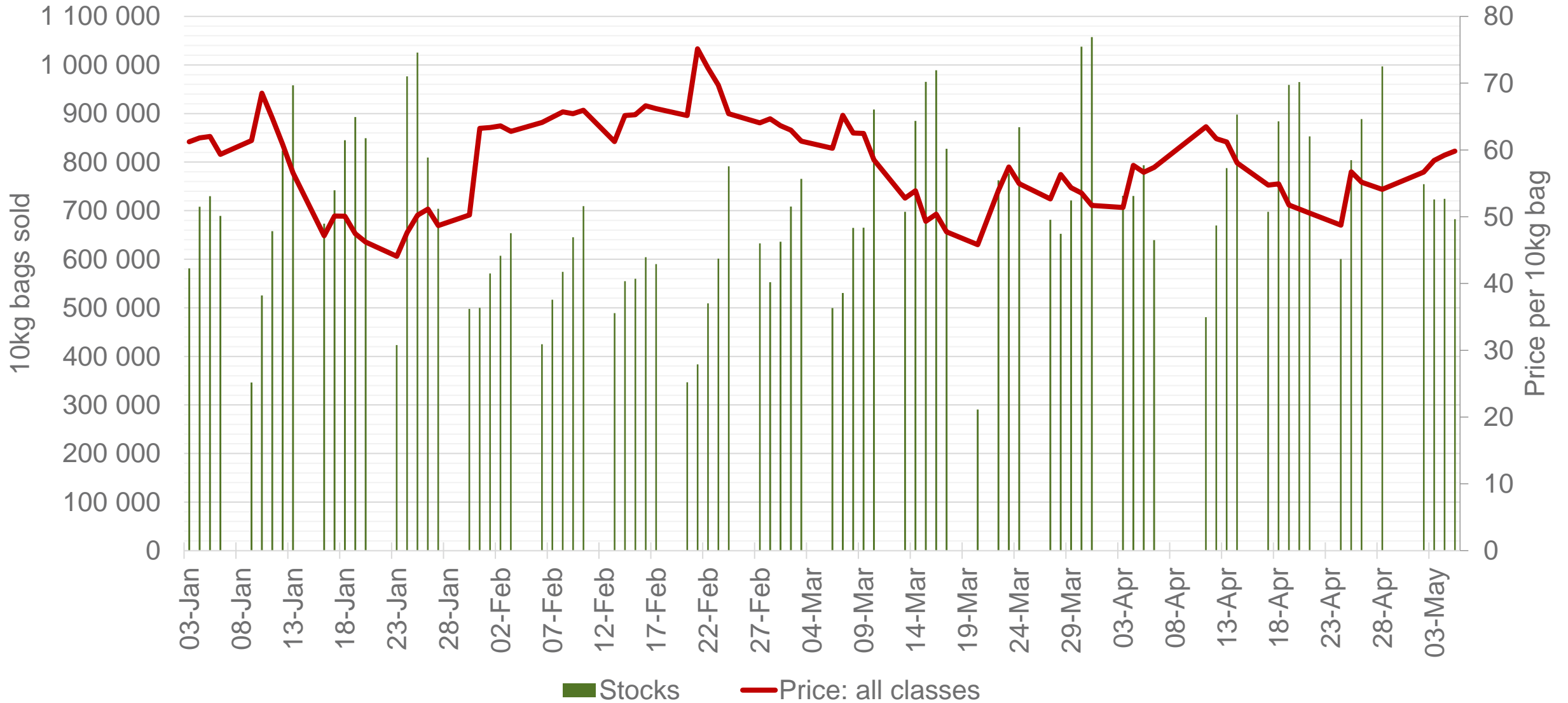
Cumulative total number of 10 kg bags sold on markets: First 18 weeks of the year 2023



	5-Year average	2019	2020	2021	2022	2023*
■ Number of bags sold	38 387 711	37 793 409	37 528 783	40 283 266	37 842 132	34 262 990
● Average price	R 37.84	R 40.67	R 37.00	R 37.06	R 40.55	R 57.24

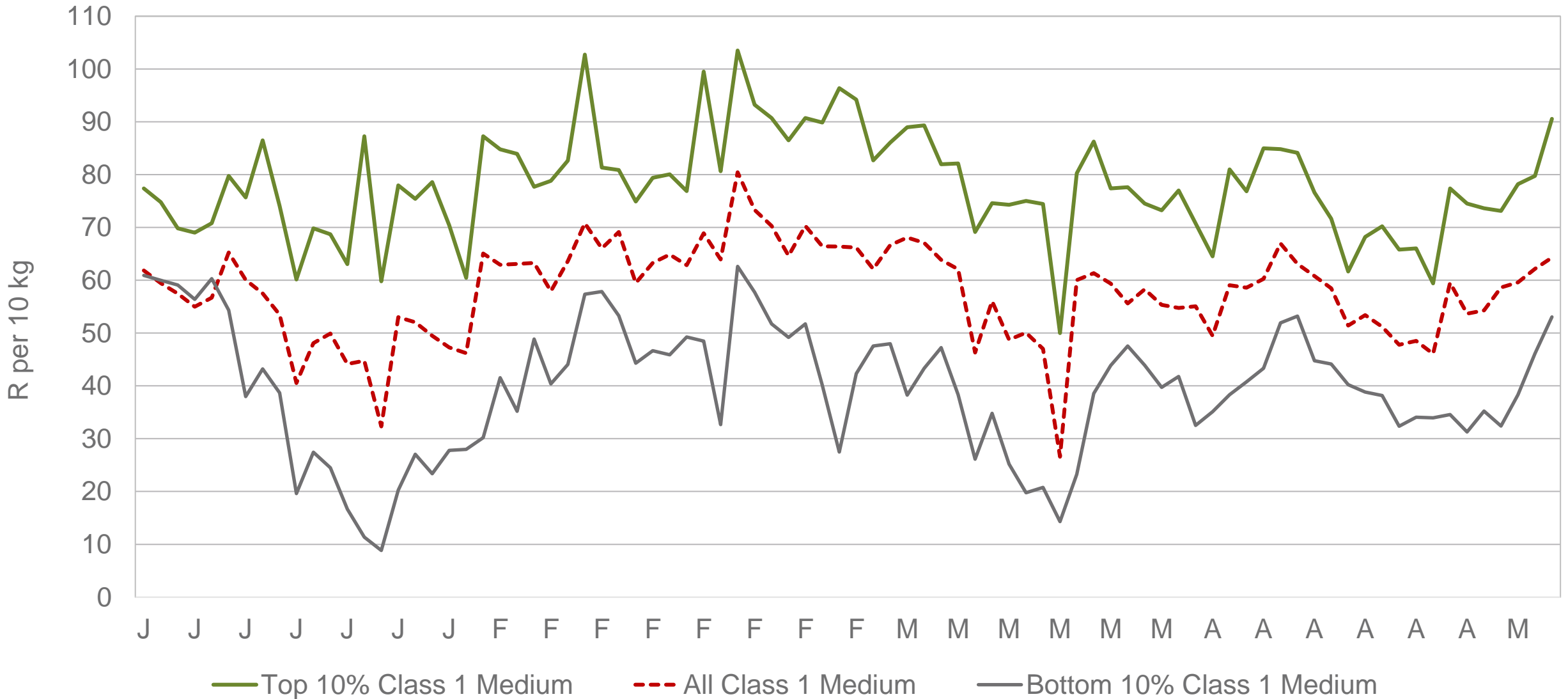
Sold 4 124 721 bags **less** than the **5-year average** (2018 to 2022) of the first eighteen weeks of each year

RSA daily Price versus Daily Available stocks (all classes & all sizes)



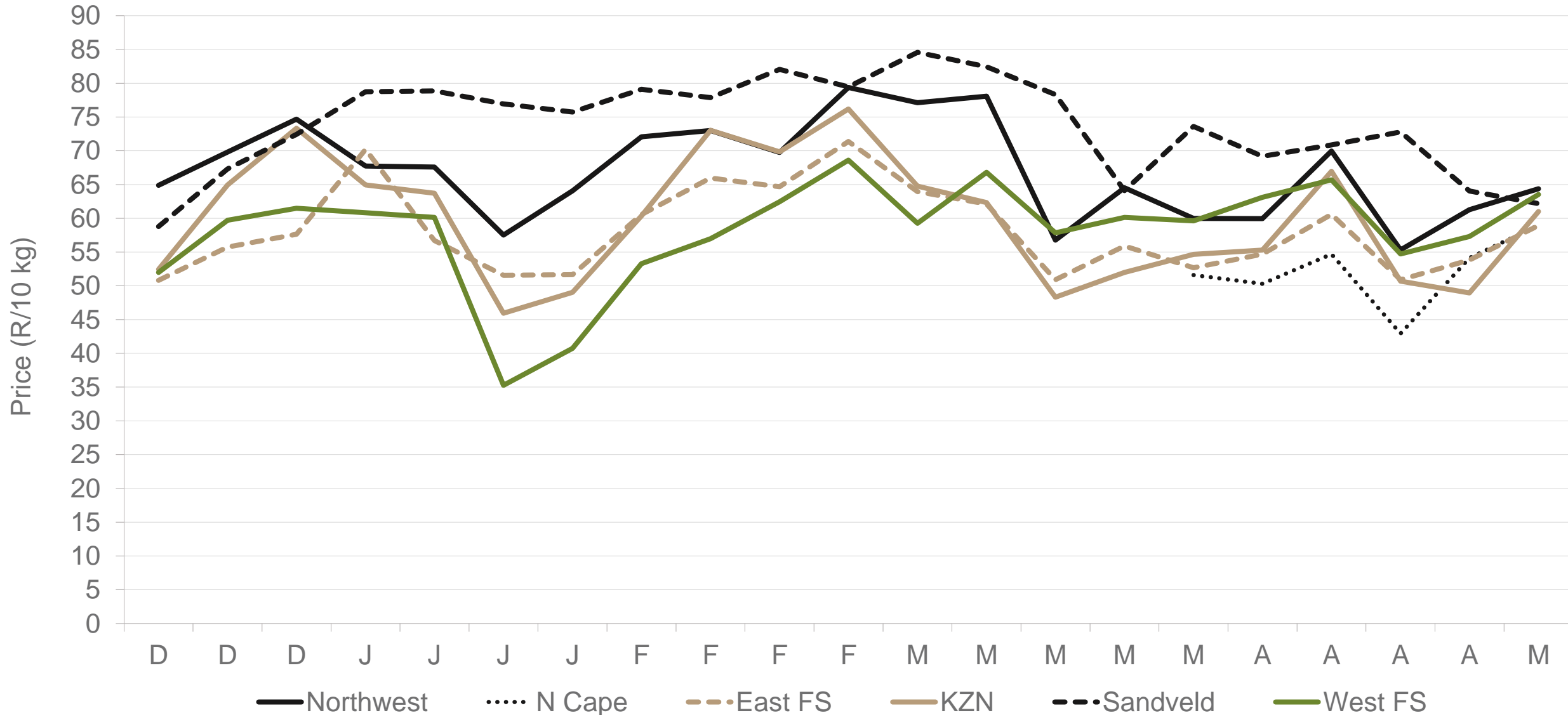
Data disclaimer: Potatoes SA does not take responsibility for the accuracy or interpretation of company data re-purposed by 3rd parties

JHB market daily : Top 10% versus Bottom 10% prices – Class 1 Medium (Since January 2023)



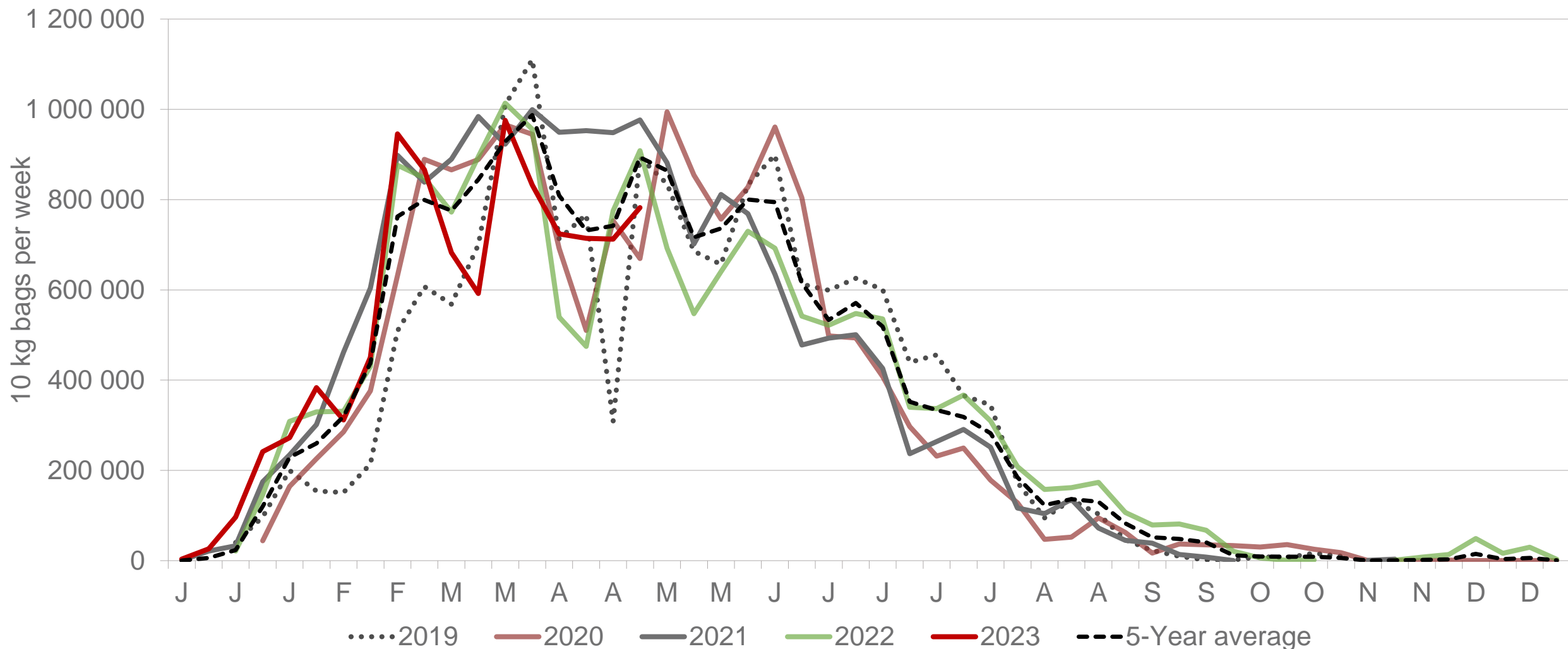
Data disclaimer: Potatoes SA does not take responsibility for the accuracy or interpretation of company data re-purposed by 3rd parties

Average Class 1 Medium prices in regions



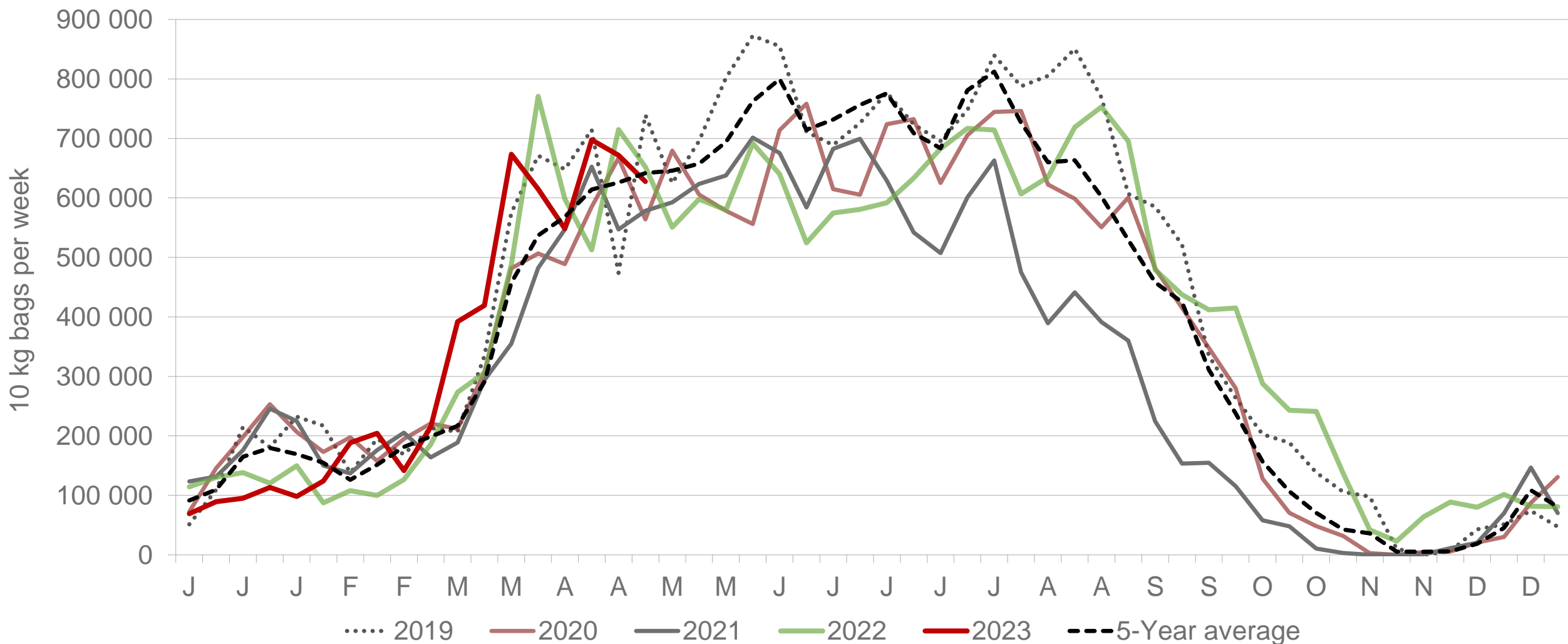
Data disclaimer: Potatoes SA does not take responsibility for the accuracy or interpretation of company data re-purposed by 3rd parties

Eastern Free State: Amount of 10 kg bags per week sold on FPMs (all classes)



Sold 57 050 bags **less** than the **5-year average** (2018 to 2022) of the first eighteen weeks of each year.

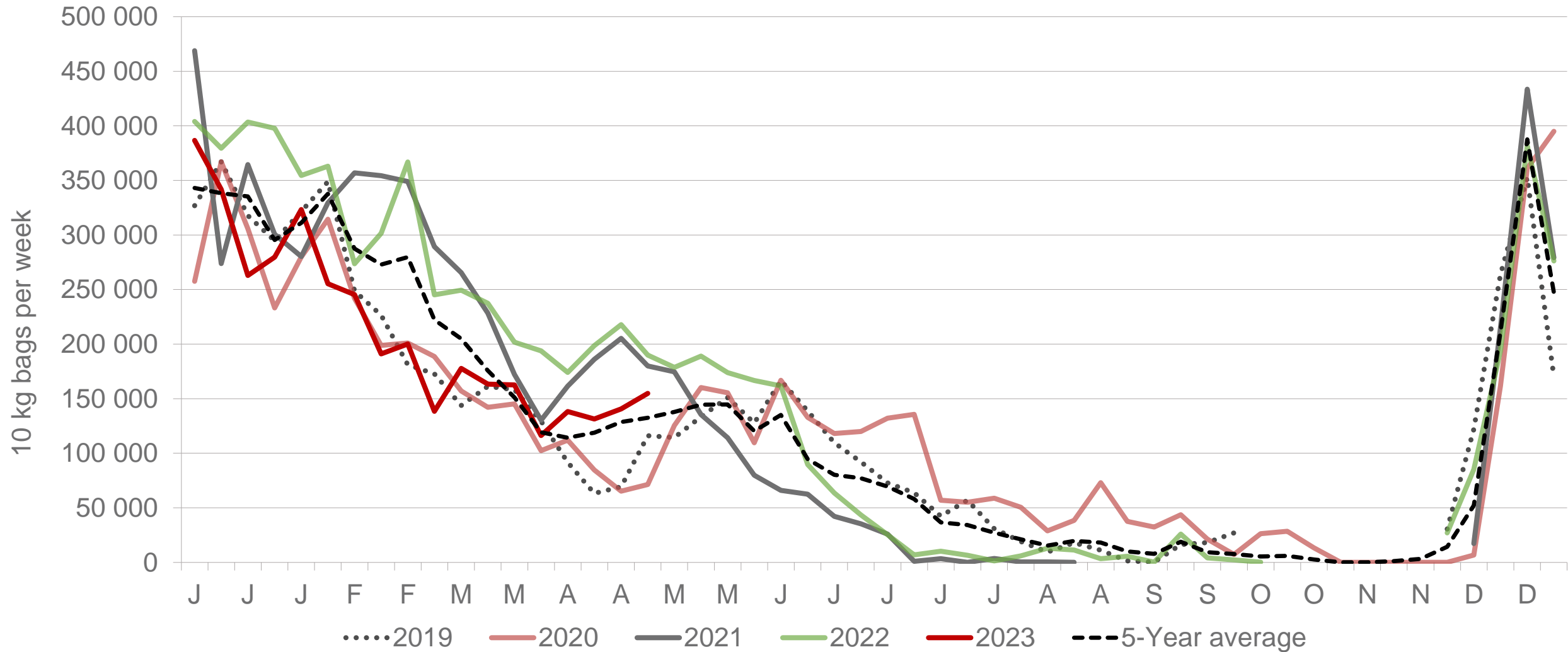
Western Free State : Amount of 10 kg bags per week sold on FPMs (all classes)



Sold 240 125 bags **more** than the **5-year average** (2018 to 2022) of the first eighteen weeks of each year.

Data disclaimer: Potatoes SA does not take responsibility for the accuracy or interpretation of company data re-purposed by 3rd parties

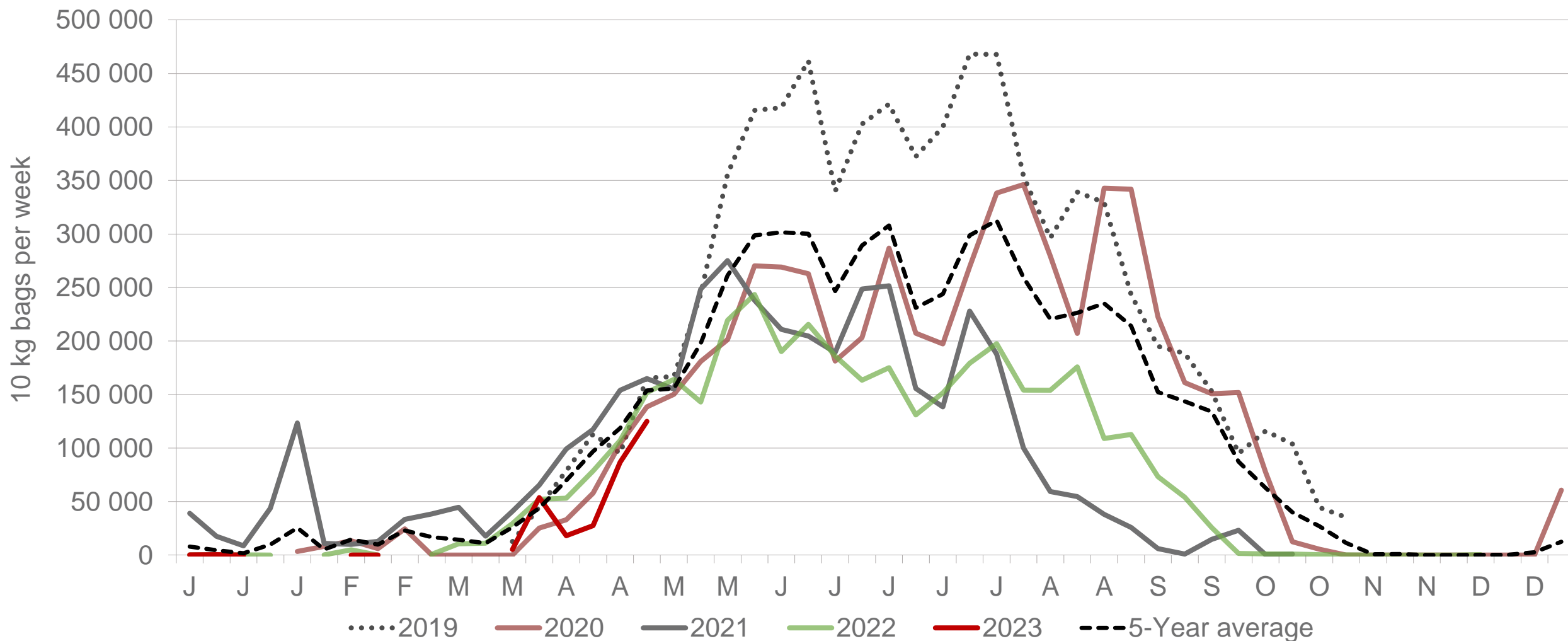
North West: Amount of 10 kg bags per week sold on FPMs (all classes)



Sold 358 394 bags **less** than the **5-year average** (2018 to 2022) of the first eighteen weeks of each year.

Data disclaimer: Potatoes SA does not take responsibility for the accuracy or interpretation of company data re-purposed by 3rd parties

Northern Cape: Amount of 10 kg bags per week sold on FPMs (all classes)



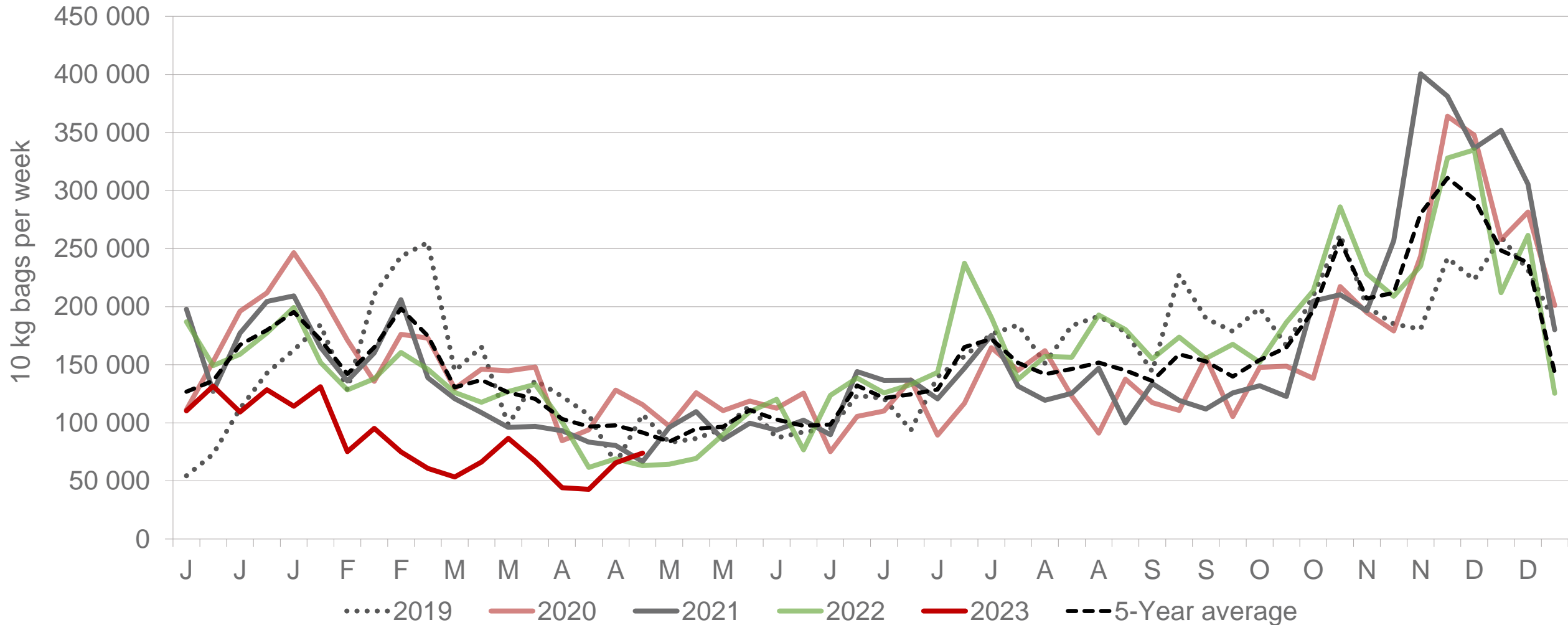
Sold 335 660 bags **less** than the **5-year average** (2018 to 2022) of the first eighteen weeks of each year.

KwaZulu-Natal: Amount of 10 kg bags per week sold on FPMs (all classes)



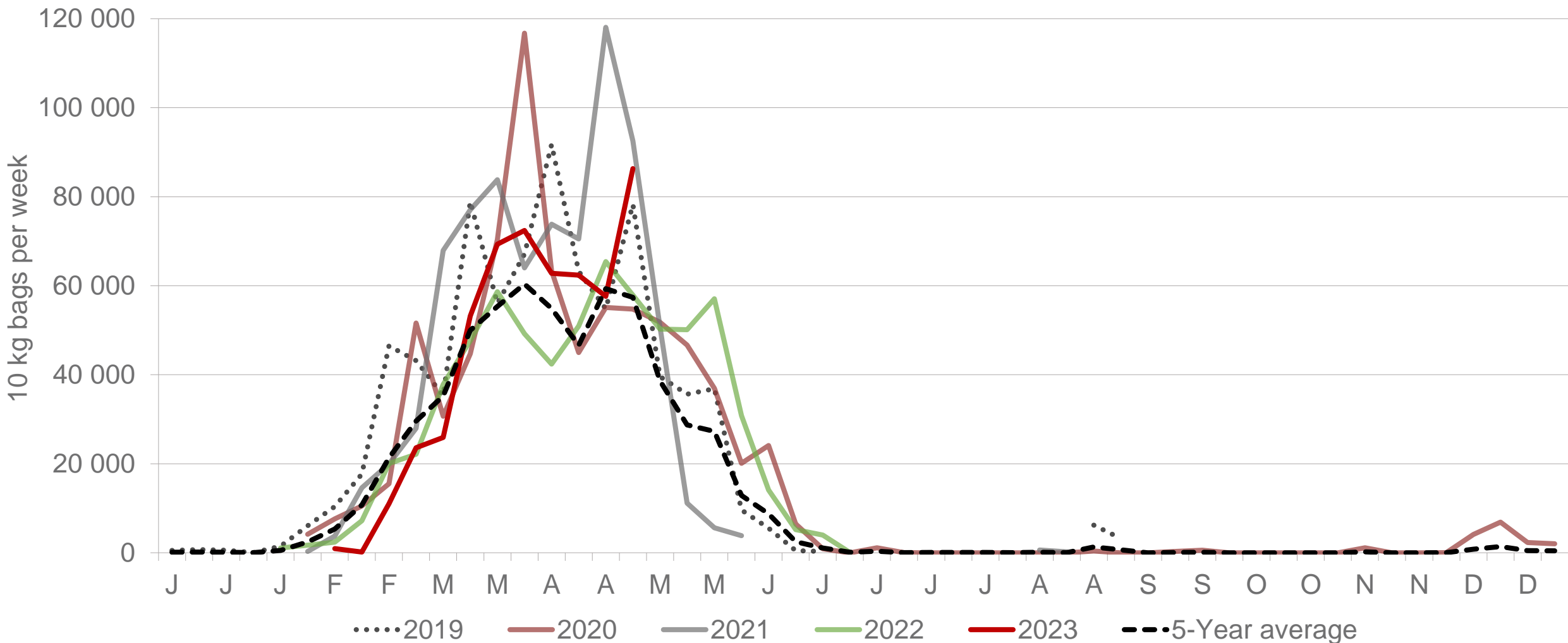
Sold 2 010 bags more than the 5-year average (2018 to 2022) of the first eighteen weeks of each year.

Sandveld: Amount of 10 kg bags per week sold on FPMs (all classes)



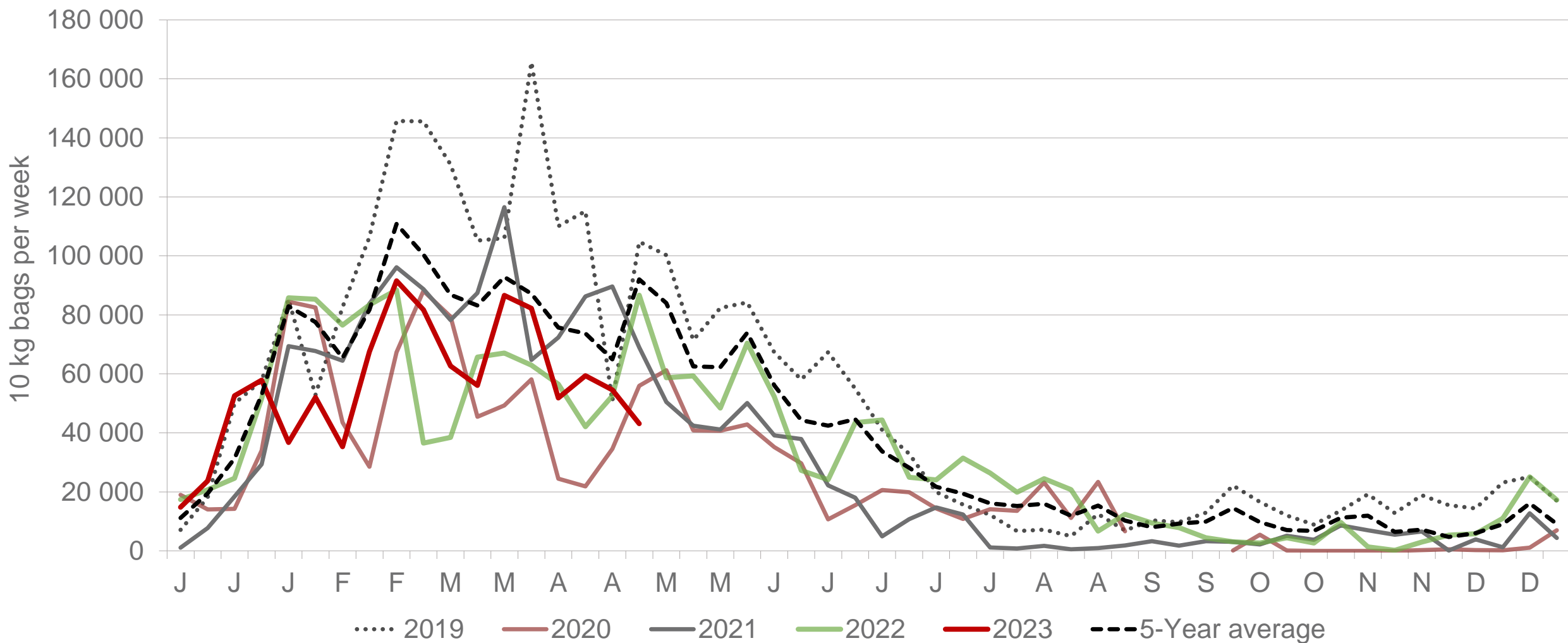
Sold 1 030 019 **less** than the **5-year average** (2018 to 2022) of the first eighteen weeks of each year.

Ceres: Amount of 10 kg bags per week sold on FPMs (all classes)



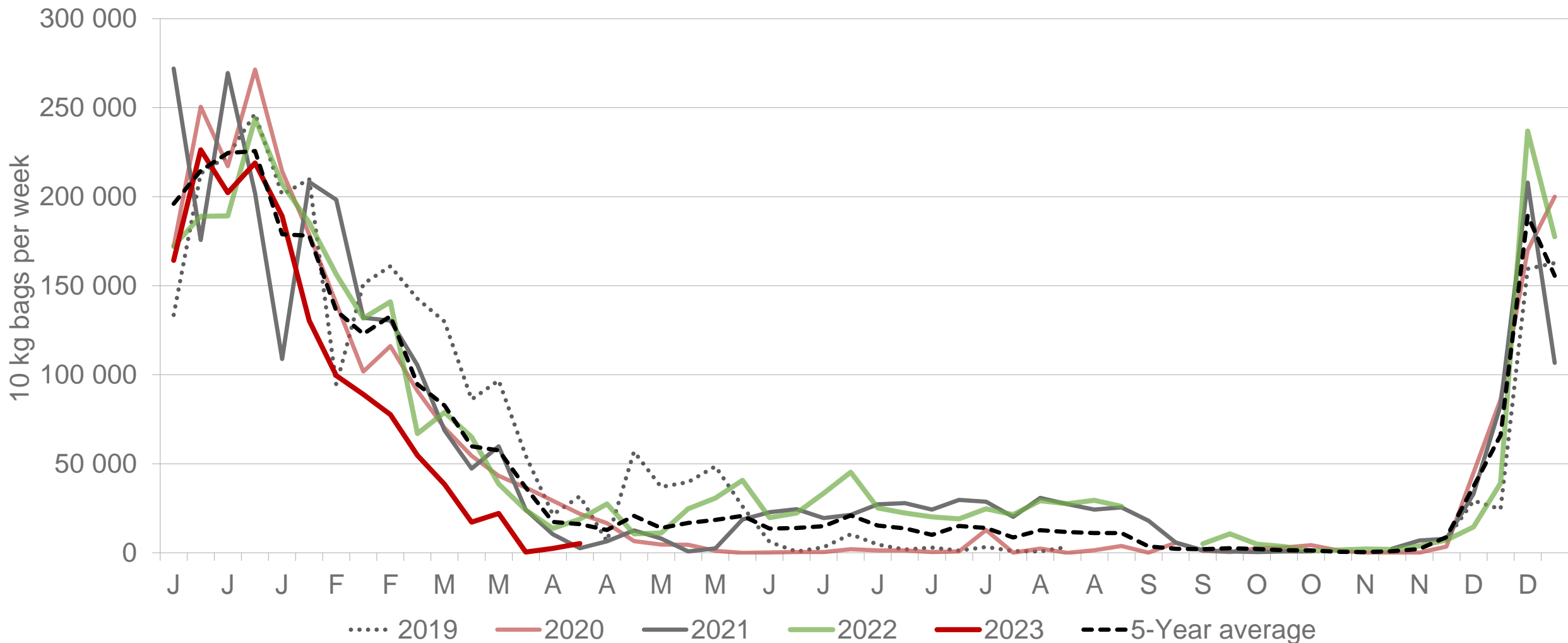
Sold 36 308 bags **more** than the **5-year average** (2018 to 2022) of the first eighteen weeks of each year.

North Eastern Cape: Amount of 10 kg bags per week sold on FPMs (all classes)



Sold 279 534 bags **less** than the **5-year average** (2018 to 2022) of the first eighteen weeks of each year.

Gauteng: Amount of 10 kg bags per week sold on FPMs (all classes)



Sold 458 767 bags **less** than the **5-year average** (2018 to 2022) of the first eighteen weeks of each year.

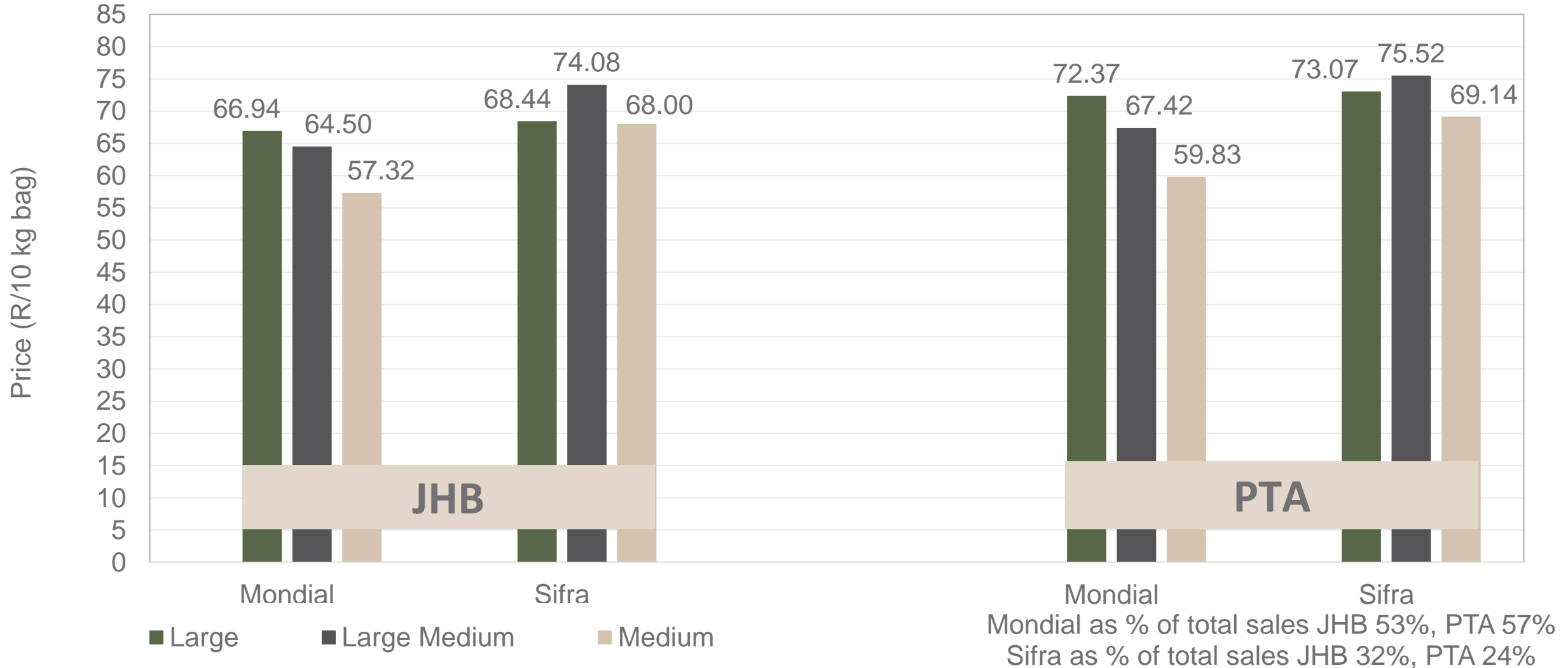
Average weekly prices and volumes for 10 kg bags of potatoes sold on selected markets from selected production regions



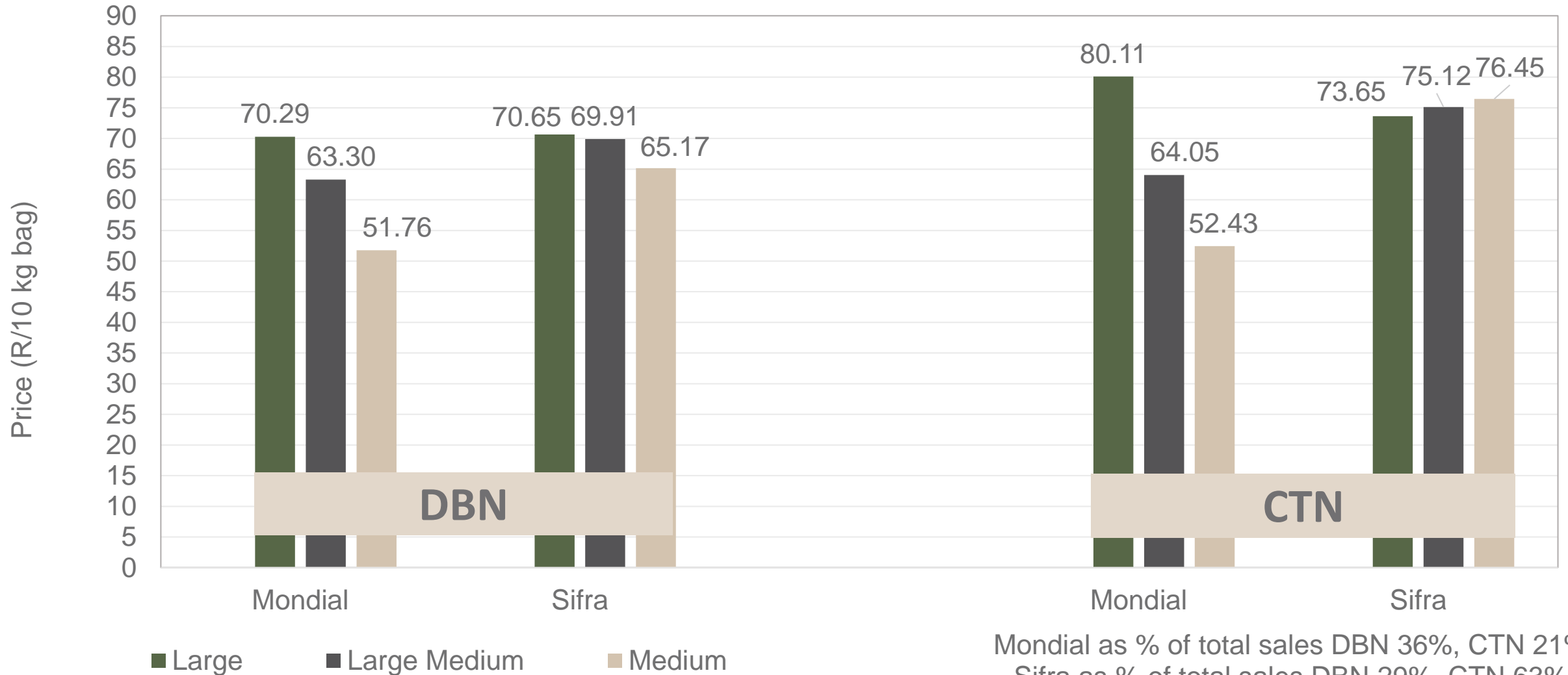
Klas & Grootte	Eastern Free State				Western Free State				North West				Northern Cape		KwaZulu-Natal				Sandveld		All Regions	
	JOH		PRE		JOH		PRE		JOH		PRE		JOH		DUR		JOH		CAP		All Markets	
	Volume	Prices	Volume	Prices	Volume	Prices	Volume	Prices	Volume	Prices	Volume	Prices	Volume	Prices	Volume	Prices	Volume	Prices	Volume	Prices	Volume	Prices
	10kg	R/10kg	10kg	R/10kg	10kg	R/10kg	10kg	R/10kg	10kg	R/10kg	10kg	R/10kg	10kg	R/10kg	10kg	R/10kg	10kg	R/10kg	10kg	R/10kg	10kg	R/10kg
1L	130 156	68.11	41 348	71.96	34 610	69.81	19 121	74.07	8 159	69.51	4 279	72.91	12 031	66.30	6 751	66.65	14 165	64.72	2 305	75.14	396 652	69.18
1L/M	63 207	63.63	38 897	65.89	62 855	69.46	29 418	73.66	7 737	78.40	2 365	78.85	13 459	63.45	16 876	57.67	4 368	79.43	12 624	64.08	416 043	66.88
1M	47 309	56.62	20 720	56.40	61 413	63.86	28 158	65.97	7 580	70.14	2 844	73.08	5 880	57.53	6 508	52.34	2 021	96.85	21 322	64.59	359 551	61.49
1S	12 479	32.51	3 345	32.57	14 931	36.38	1 215	34.57	15 671	37.75	3 309	35.87	574	31.21	-	-	1 540	25.72	7 417	55.35	111 774	40.21
1S/M	17 178	43.38	4 219	41.75	26 170	47.51	8 846	51.01	11 042	52.35	7 071	55.58	435	49.73	-	-	686	53.55	2 356	30.41	146 340	49.94
1XL	4 049	68.56	-	-	-	-	-	-	-	-	-	-	-	-	-	-	990	65.21	-	-	5 039	67.90
1XS	1 912	25.17	-	-	8 176	30.59	-	-	13 143	27.54	-	-	975	19.27	-	-	-	-	-	-	25 165	27.90
1XXS	-	-	-	-	-	-	-	-	-	-	-	-	-	-	-	-	-	-	-	-	-	-
2L	36 119	59.08	14 975	65.50	6 831	61.65	6 824	62.87	777	63.02	-	-	3 340	61.15	1 841	57.11	1 540	68.57	719	61.56	116 224	60.85
2L/M	7 459	56.58	10 125	63.83	7 080	54.06	11 382	59.56	1 540	55.00	-	-	7 405	55.09	8 264	48.20	642	63.27	4 261	54.68	96 388	56.19
2M	9 792	48.11	8 699	54.91	8 433	51.96	10 331	54.46	3 510	51.10	-	-	1 830	52.24	3 012	29.31	63	45.24	7 477	52.12	112 248	49.19
2S	2 620	28.10	1 258	31.48	585	27.24	729	25.99	-	-	-	-	111	29.95	-	-	56	30.00	3 368	30.16	19 875	34.71
2S/M	1 662	29.96	2 117	41.47	3 043	35.86	2 941	39.56	221	39.95	-	-	4 169	40.48	-	-	-	-	1 479	23.47	30 597	37.73
2XL	-	-	-	-	-	-	-	-	-	-	-	-	-	-	-	-	31	58.00	-	-	31	58.00
2XS	-	-	-	-	440	19.70	-	-	-	-	-	-	-	-	-	-	-	-	-	-	1 476	20.32
2XXS	-	-	-	-	-	-	-	-	-	-	-	-	-	-	-	-	-	-	-	-	-	-
3L	9 468	52.70	8 969	54.00	1 406	48.69	660	52.22	-	-	-	-	4 514	53.20	126	35.63	-	-	-	-	38 276	51.24
3L/M	10 432	42.30	5 095	45.69	3 888	43.24	3 015	45.16	1 010	52.82	1 488	54.95	4 331	48.65	629	24.67	-	-	1 596	37.14	55 478	46.28
3M	6 985	40.21	7 380	37.54	9 122	37.33	6 726	36.31	629	43.00	154	50.00	2 501	37.42	449	26.37	-	-	1 938	30.99	76 043	35.92
3S/M	75	15.00	630	27.33	-	-	330	30.24	330	30.00	-	-	110	30.56	-	-	-	-	315	21.56	7 495	24.15
3XS	-	-	-	-	-	-	-	-	-	-	-	-	-	-	-	-	-	-	-	-	2	10.00
3XXS	-	-	-	-	-	-	-	-	-	-	-	-	-	-	-	-	-	-	-	-	-	-
4L	-	-	7 552	47.88	-	-	-	-	-	-	-	-	-	-	-	-	-	-	-	-	8 968	47.69
4L/M	-	-	310	37.08	-	-	-	-	-	-	-	-	-	-	393	41.53	-	-	-	-	1 790	35.25
4M	-	-	471	41.36	-	-	7	35.00	-	-	-	-	-	-	741	25.80	-	-	270	25.02	8 026	31.22
4S	-	-	-	-	-	-	-	-	-	-	-	-	-	-	-	-	-	-	326	22.02	326	22.02
4S/M	-	-	-	-	-	-	-	-	-	-	-	-	-	-	-	-	-	-	-	-	-	-
Total	361 012	59.33	177 041	60.14	248 983	59.01	131 142	62.69	71 349	51.14	23 574	59.19	61 775	56.31	46 190	52.76	26 102	67.15	73 927	54.52	2 062 585	57.82

Data disclaimer: Potatoes SA does not take responsibility for the accuracy or interpretation of company data re-purposed by 3rd parties

PTA & JHB markets: Average Prices - Different Sizes (only 10 kg bags)



DBN & CTN markets: Average Prices - Different Sizes (only 10 kg bags)



Mondial as % of total sales DBN 36%, CTN 21%
 Sifra as % of total sales DBN 29%, CTN 63%

Hectares planted to date for season 2023 versus 2022

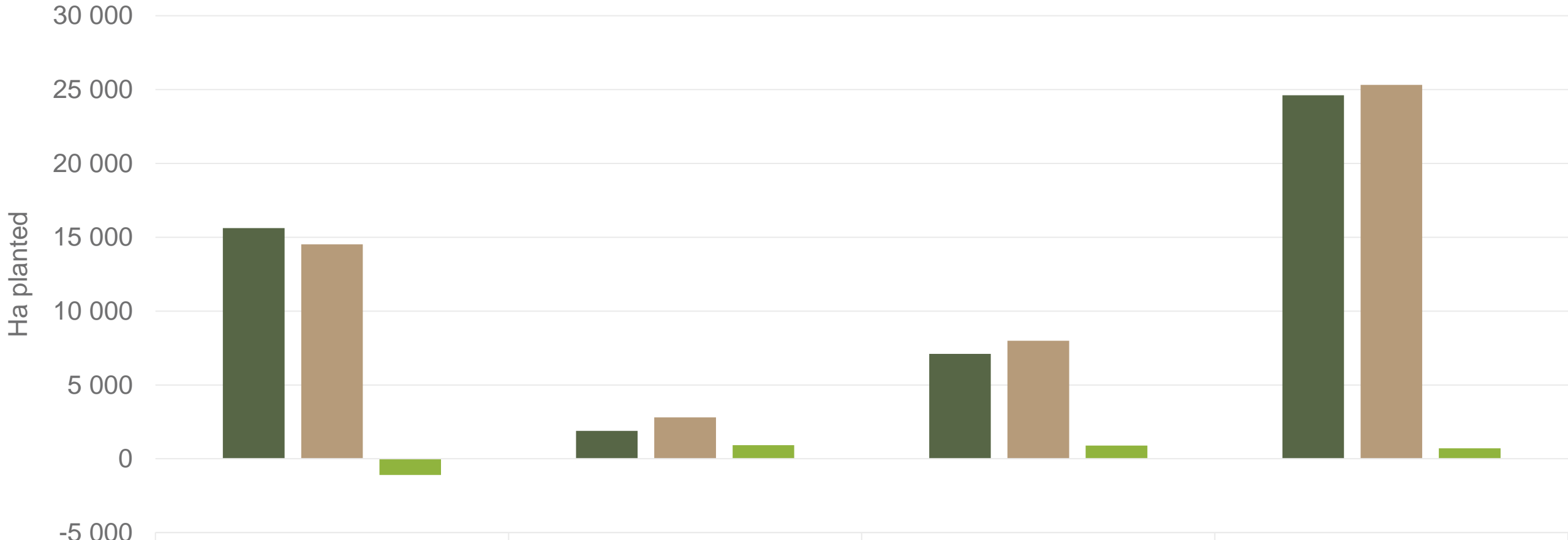



	Table	Process	Seed	Total
2022	15 626	1 885	7 103	24 614
2023	14 525	2 802	7 995	25 322
Changes	-1 101	917	892	708


Regions finished planting: Northern Cape early, North West main, Eastern Free State main, Ceres main, North Eastern Cape, KZN summer, Northern Cape main * To be confirmed, Western FS and South Western Free State harvest


Data disclaimer: Potatoes SA does not take responsibility for the accuracy or interpretation of company data re-purposed by 3rd parties


Thank you for your time

Feel free to contact us

 fpcoetzee@potatoes.co.za
dikgetho@potatoes.co.za

 +27 (0)12 349 1906

 6 De Havilland Crescent
Persequor Techno Park
Persequor Park
Pretoria

 www.potatoes.co.za



Potatoes
Aartappels SA