

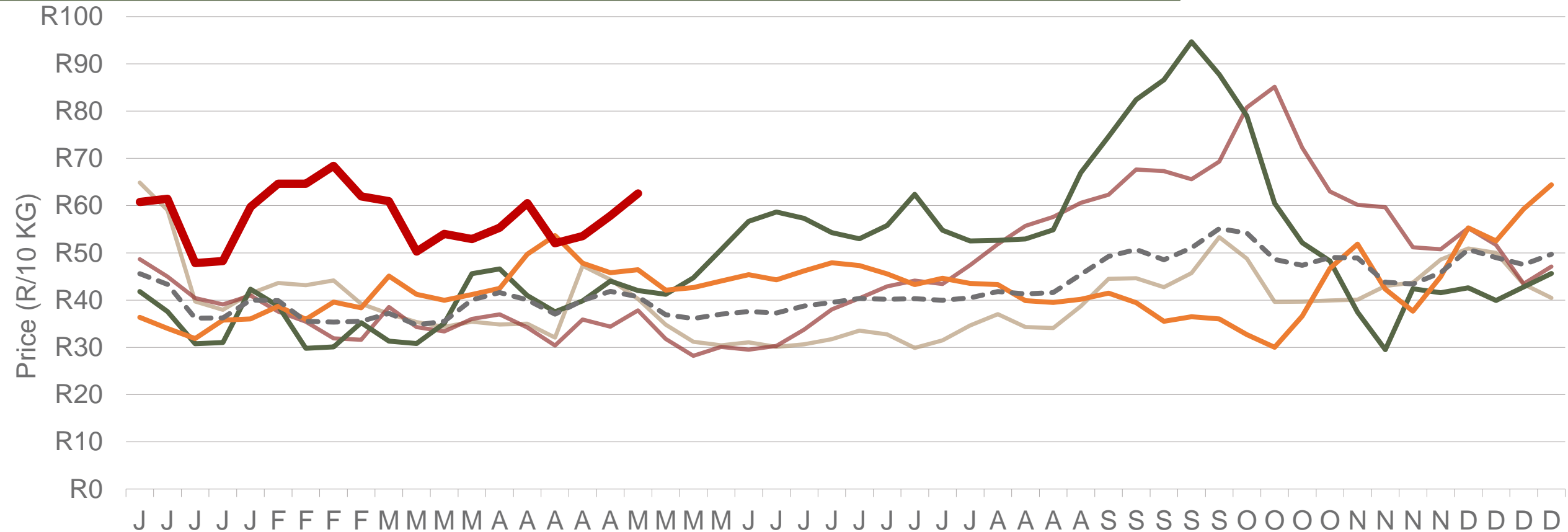


Potatoes SA  
Aartappels SA

# Weekly Market Information

12 May 2023

# Average weekly price – all markets & all classes





— 2019    — 2020    — 2021    — 2022    — 2023    - - - 5-year average



Number of bags sold

**5%**

(Week on Week)



Average weekly price

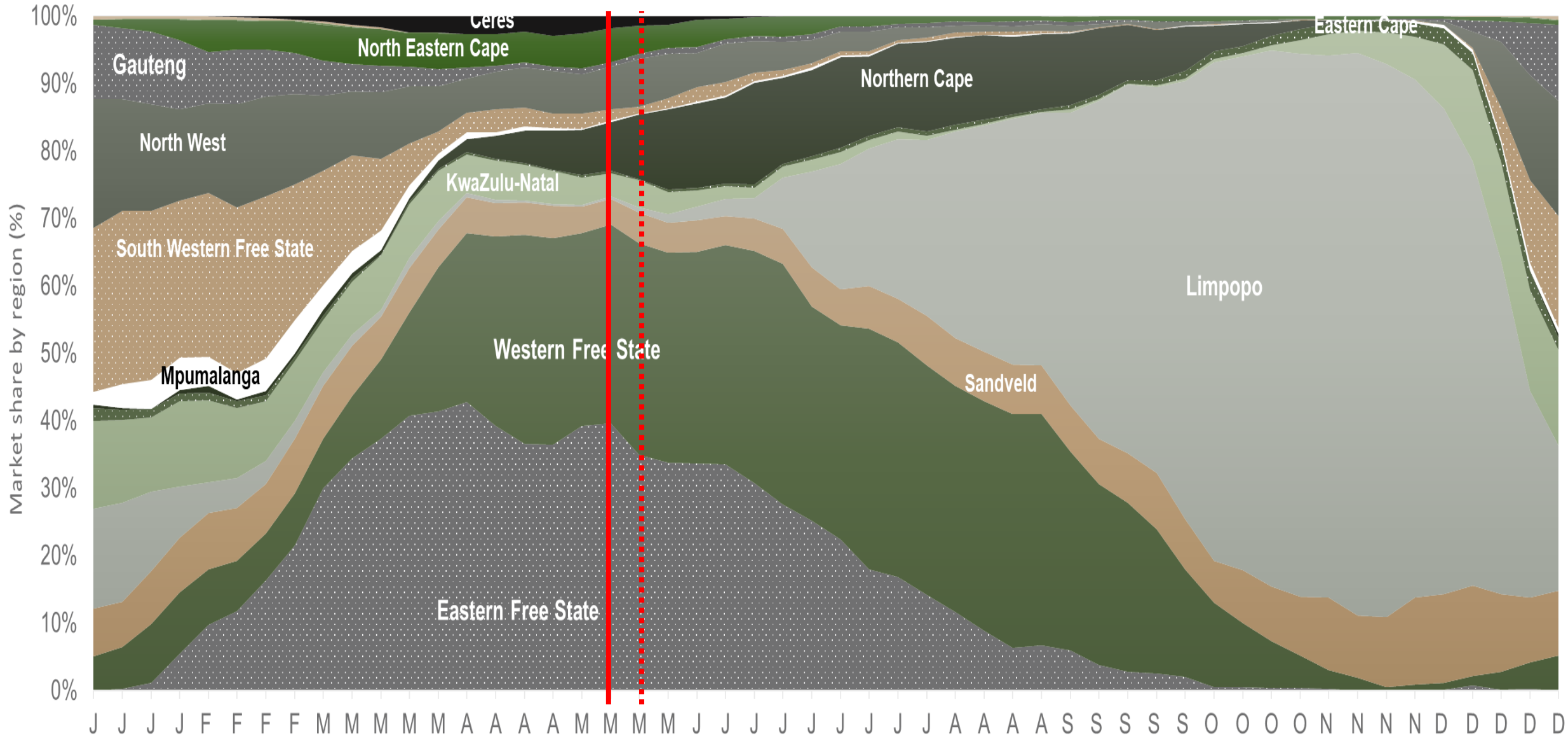
**8%**

(Week on week)



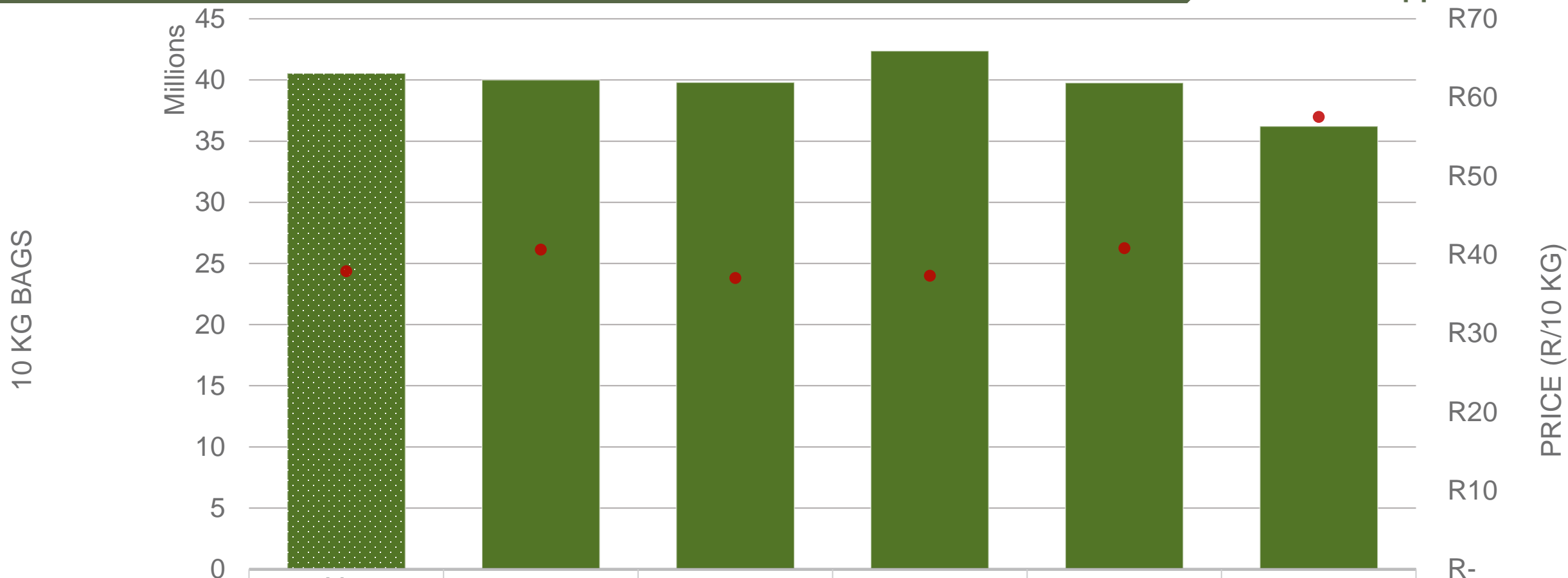
Data disclaimer: Potatoes SA does not take responsibility for the accuracy or interpretation of company data re-purposed by 3rd parties

# Market share of regions on fresh produce markets



Data disclaimer: Potatoes SA does not take responsibility for the accuracy or interpretation of company data re-purposed by 3rd parties

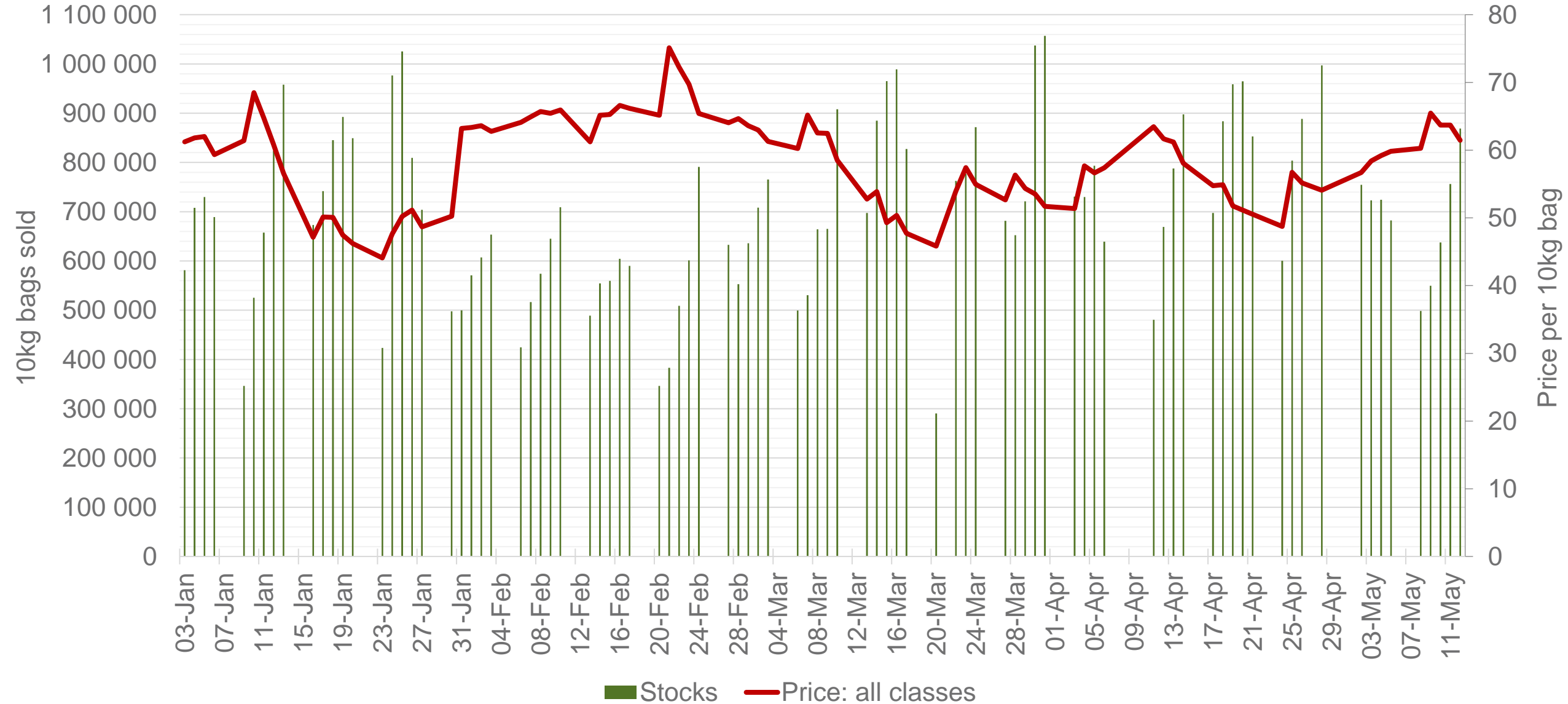
# Cumulative total number of 10 kg bags sold on markets: First 19 weeks of the year 2023



■ Number of bags sold	40 547 708	40 006 134	39 809 133	42 383 517	39 768 891	36 218 184
● Average price	R 37,90	R 40,64	R 37,04	R 37,31	R 40,83	R 57,53

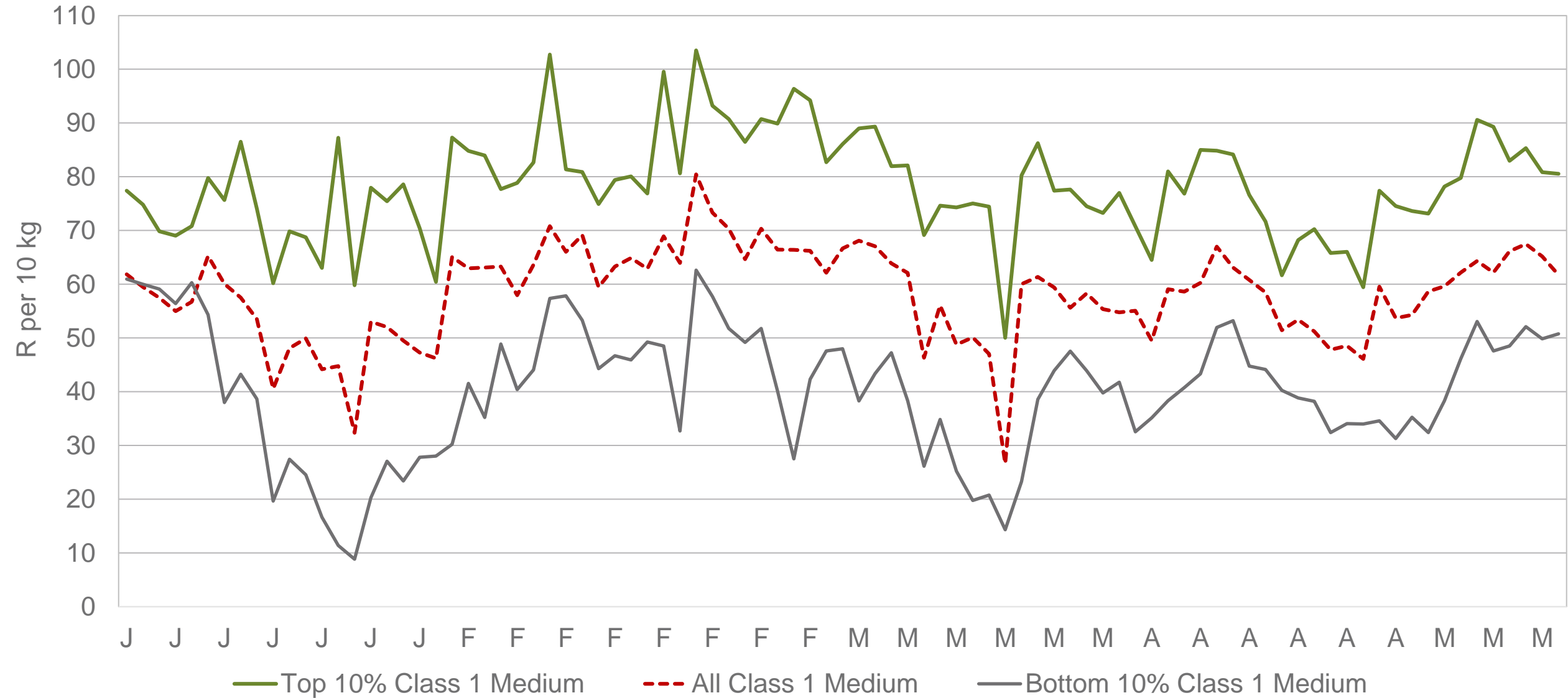
Sold 4 329 524 bags **less** than the **5-year average** (2018 to 2022) of the first nineteen weeks of each year

# RSA daily Price versus Daily Available stocks (all classes & all sizes)



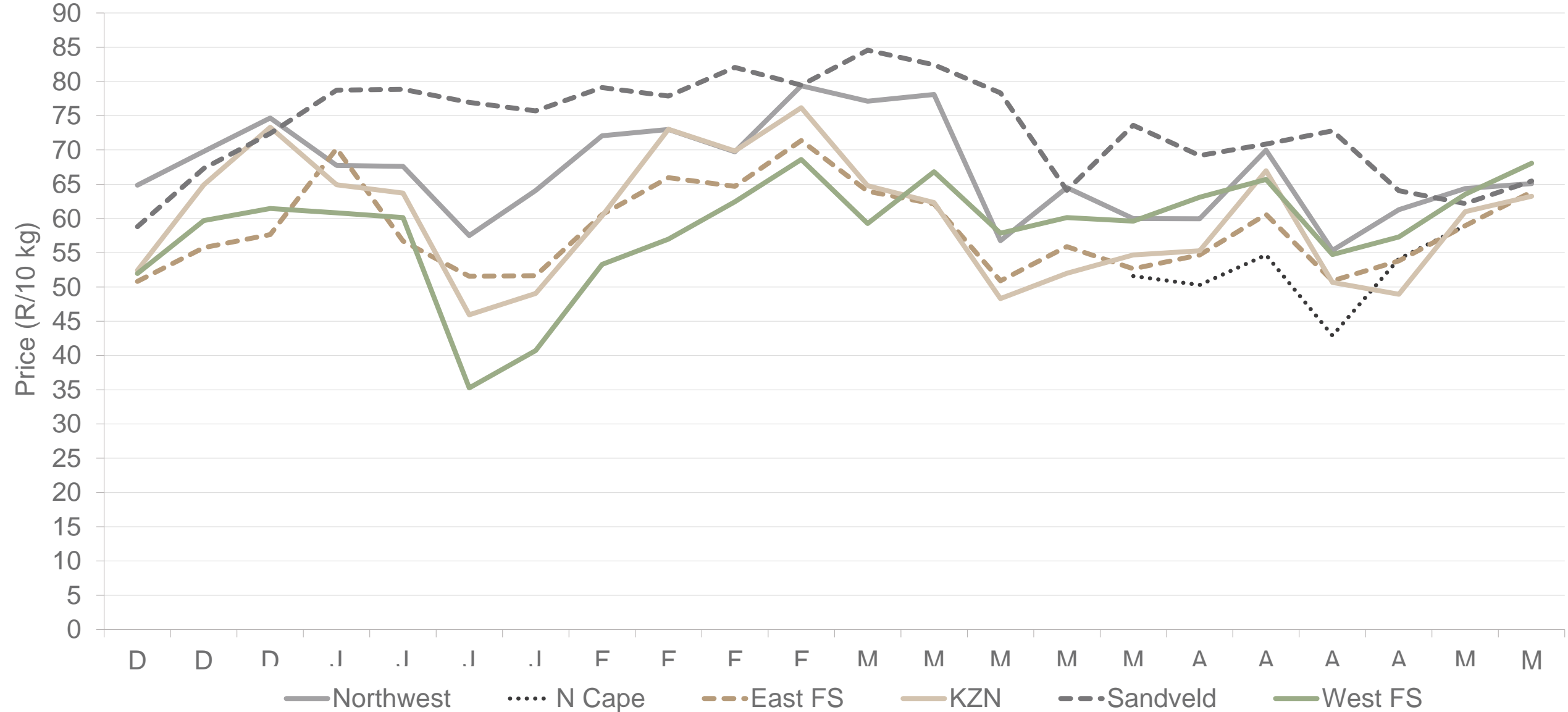
Data disclaimer: Potatoes SA does not take responsibility for the accuracy or interpretation of company data re-purposed by 3rd parties

# JHB market daily : Top 10% versus Bottom 10% prices – Class 1 Medium (Since January 2023)



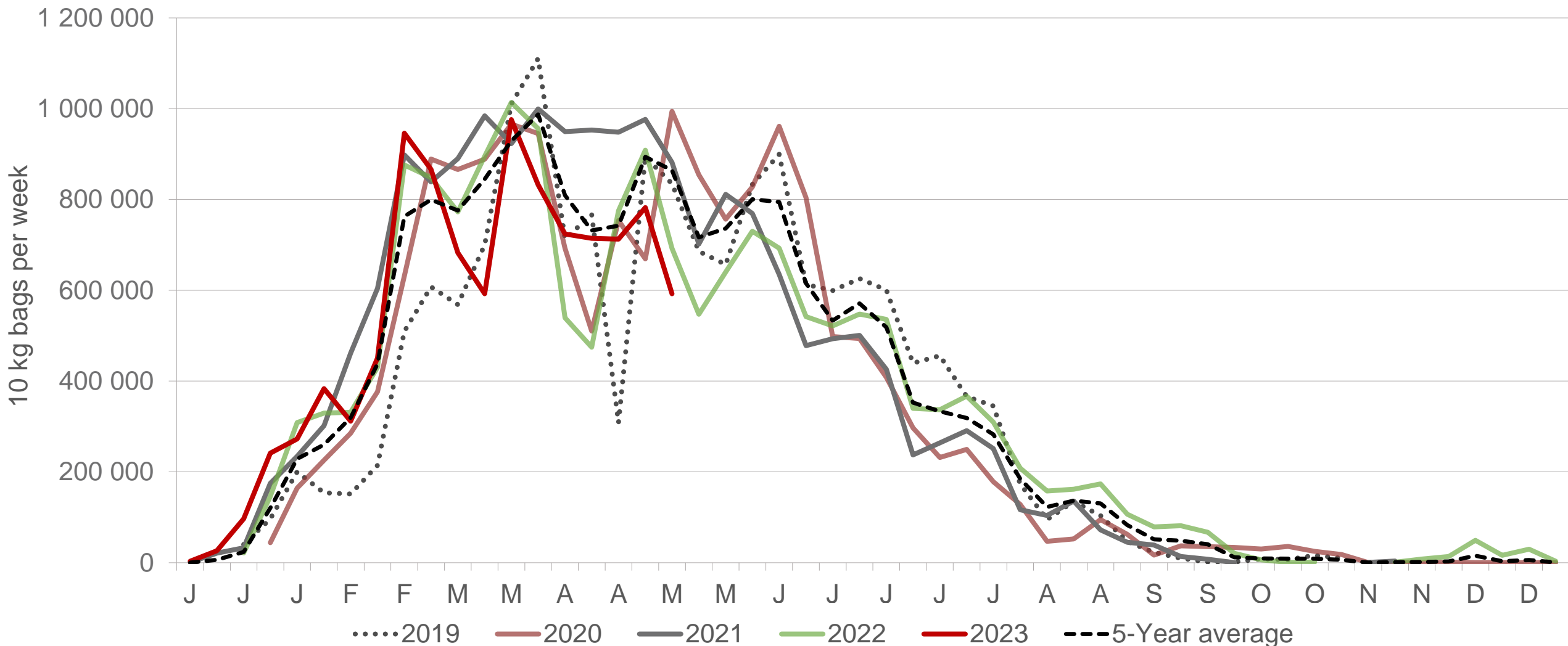
Data disclaimer: Potatoes SA does not take responsibility for the accuracy or interpretation of company data re-purposed by 3rd parties

# Average Class 1 Medium prices in regions



Data disclaimer: Potatoes SA does not take responsibility for the accuracy or interpretation of company data re-purposed by 3rd parties

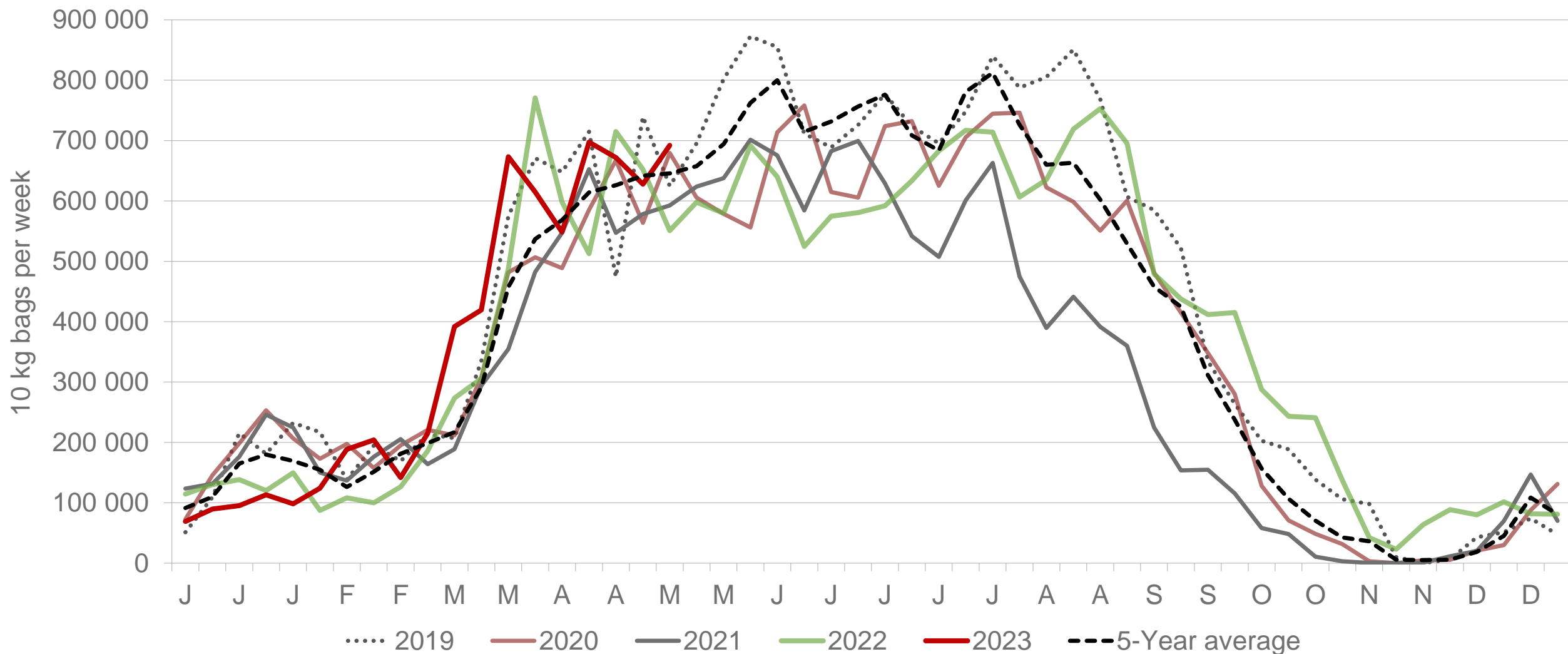
# Eastern Free State: Amount of 10 kg bags per week sold on FPMs (all classes)



Sold 329 320 bags **less** than the **5-year average** (2018 to 2022) of the first nineteen weeks of each year.

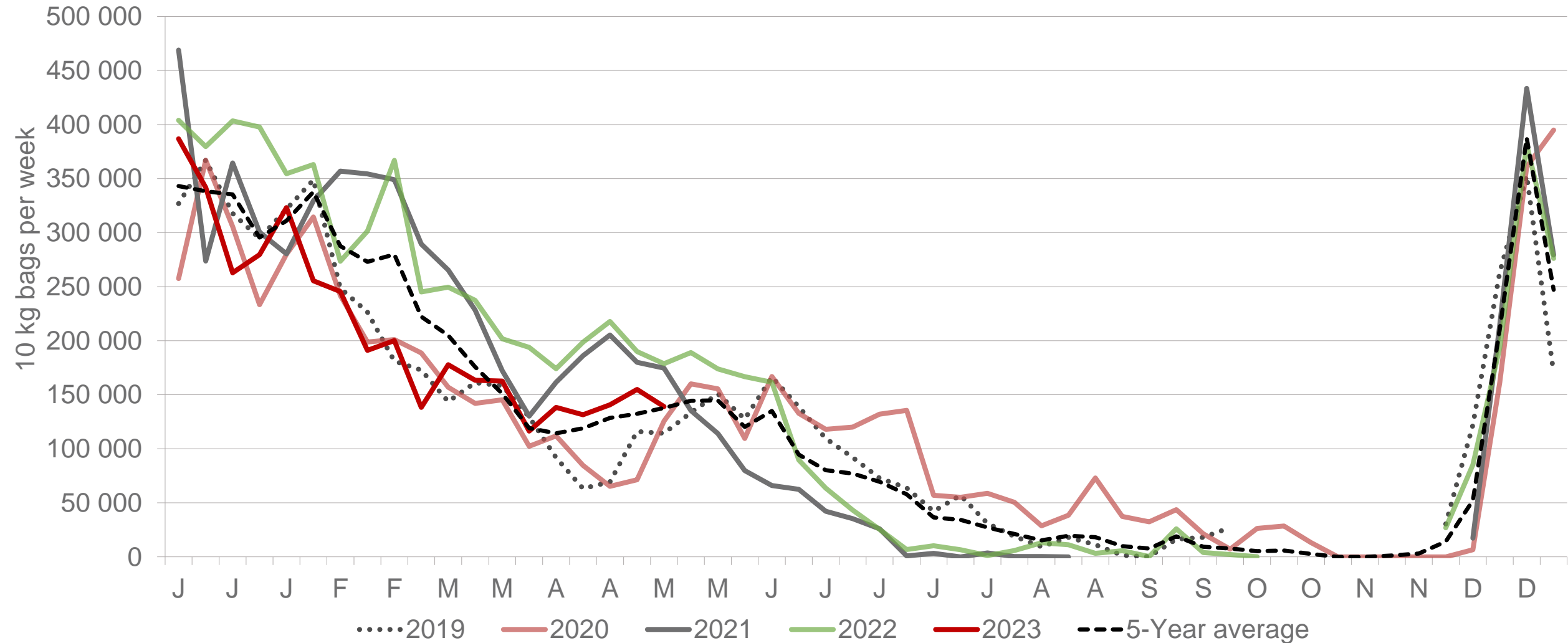


# Western Free State : Amount of 10 kg bags per week sold on FPMs (all classes)



Sold 289 158 bags **more** than the **5-year average** (2018 to 2022) of the first nineteen weeks of each year.

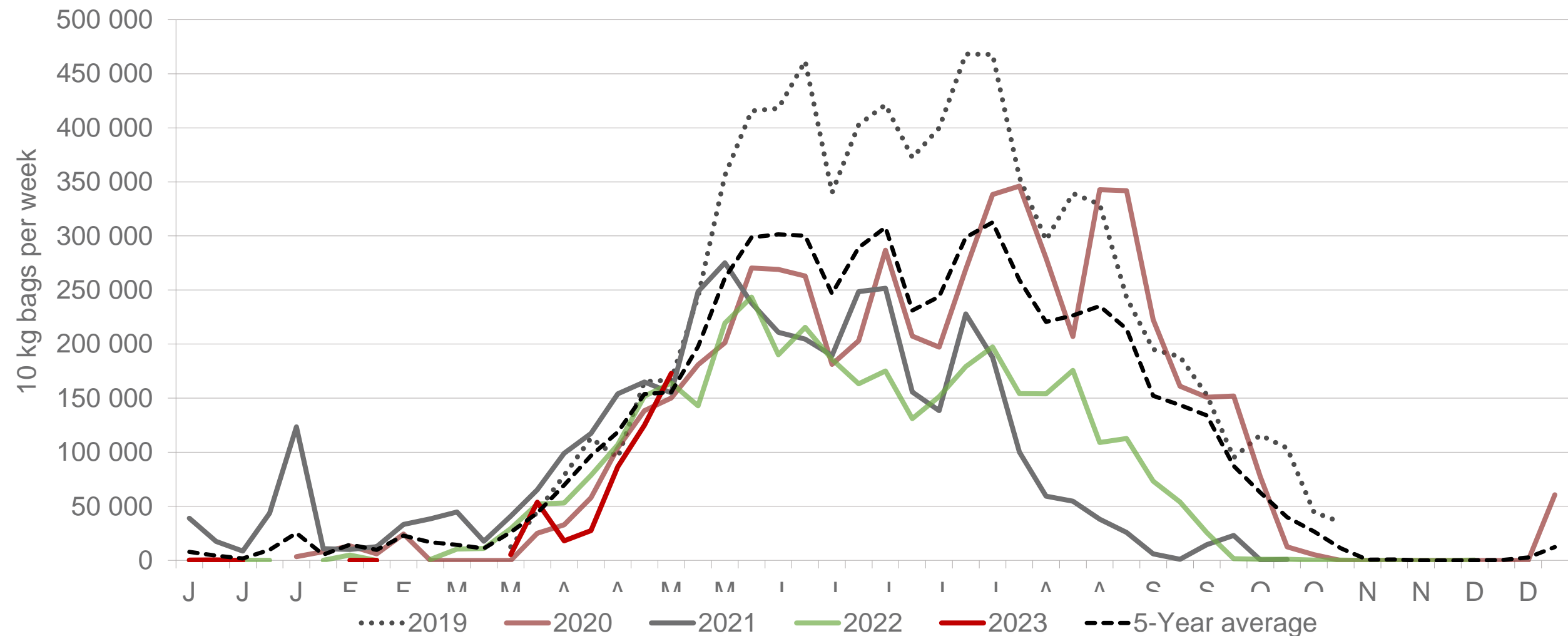
# North West: Amount of 10 kg bags per week sold on FPMs (all classes)



Sold 357 110 bags **less** than the **5-year average** (2018 to 2022) of the first nineteen weeks of each year.

*Data disclaimer: Potatoes SA does not take responsibility for the accuracy or interpretation of company data re-purposed by 3rd parties*

# Northern Cape: Amount of 10 kg bags per week sold on FPMs (all classes)



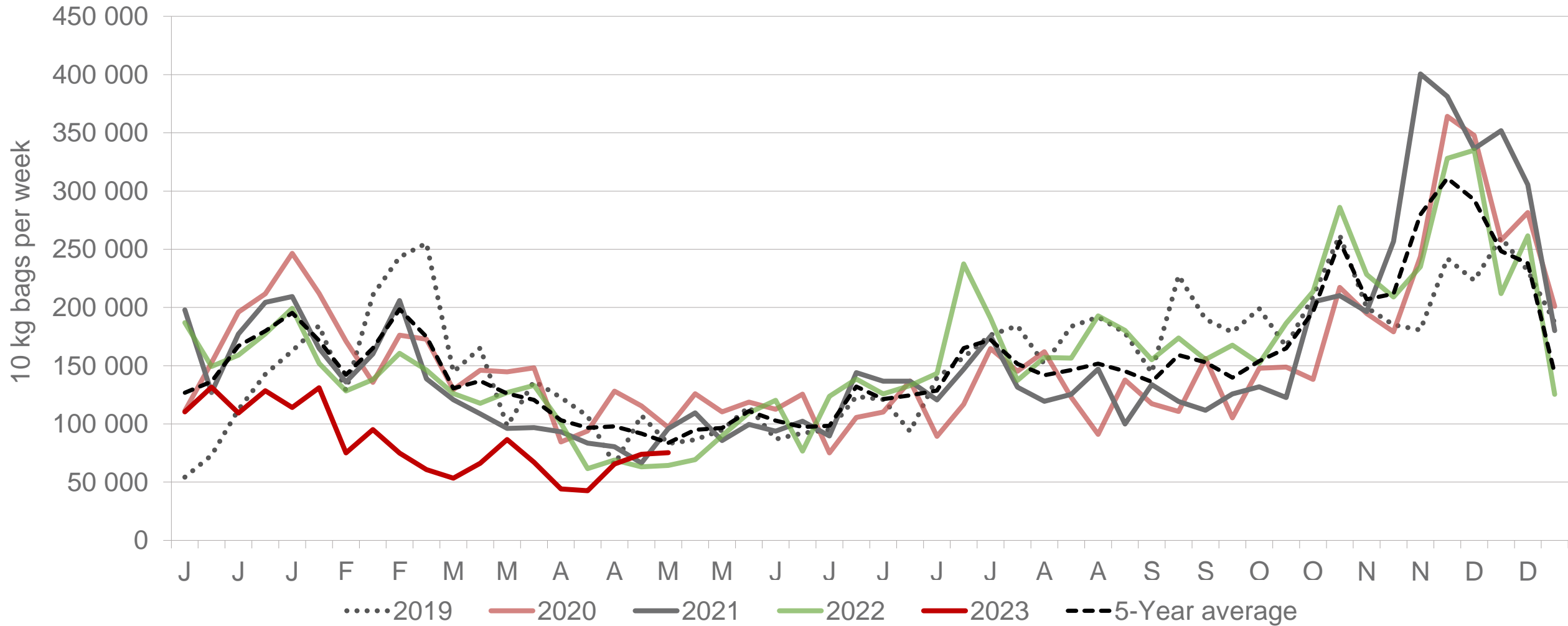
Sold 318 339 bags **less** than the **5-year average** (2018 to 2022) of the first nineteen weeks of each year.

# KwaZulu-Natal: Amount of 10 kg bags per week sold on FPMs (all classes)



Sold 36 552 bags **more** than the **5-year average** (2018 to 2022) of the first nineteen weeks of each year.

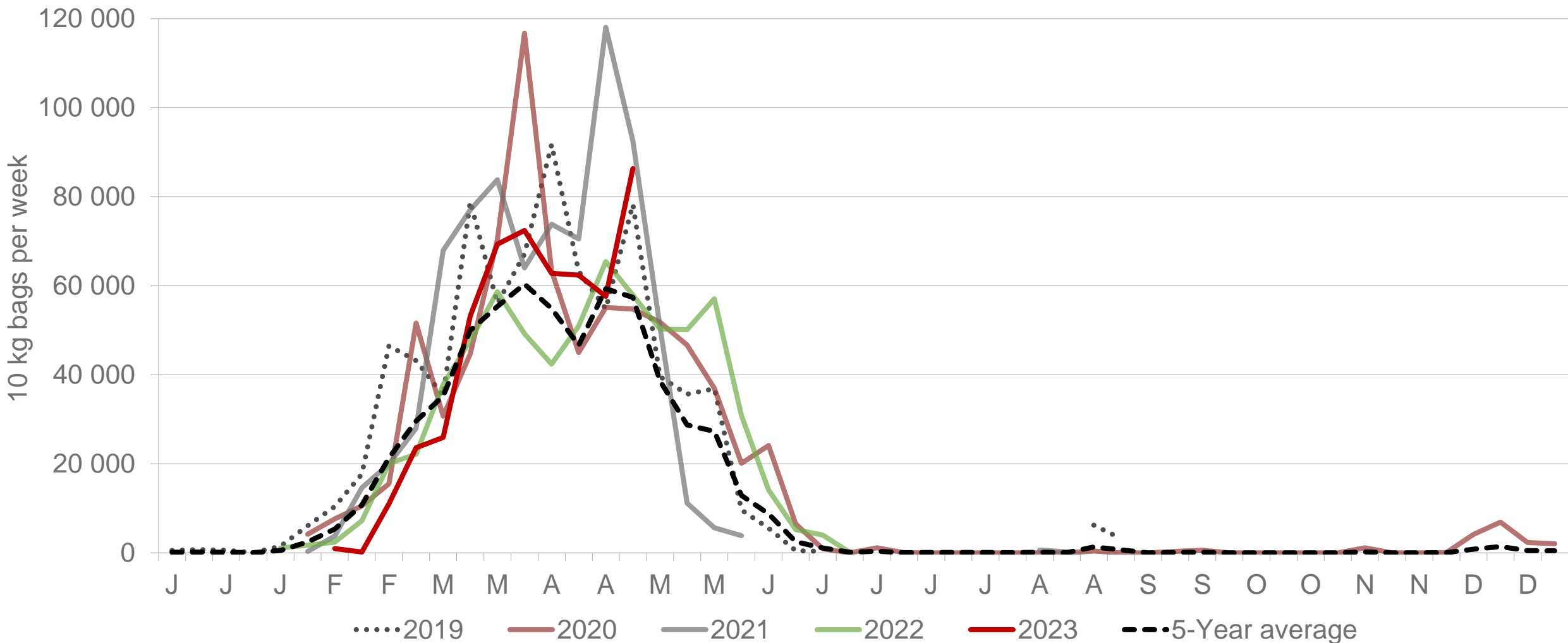
# Sandveld: Amount of 10 kg bags per week sold on FPMs (all classes)



Sold 1 038 410 **less** than the **5-year average** (2018 to 2022) of the first nineteen weeks of each year.

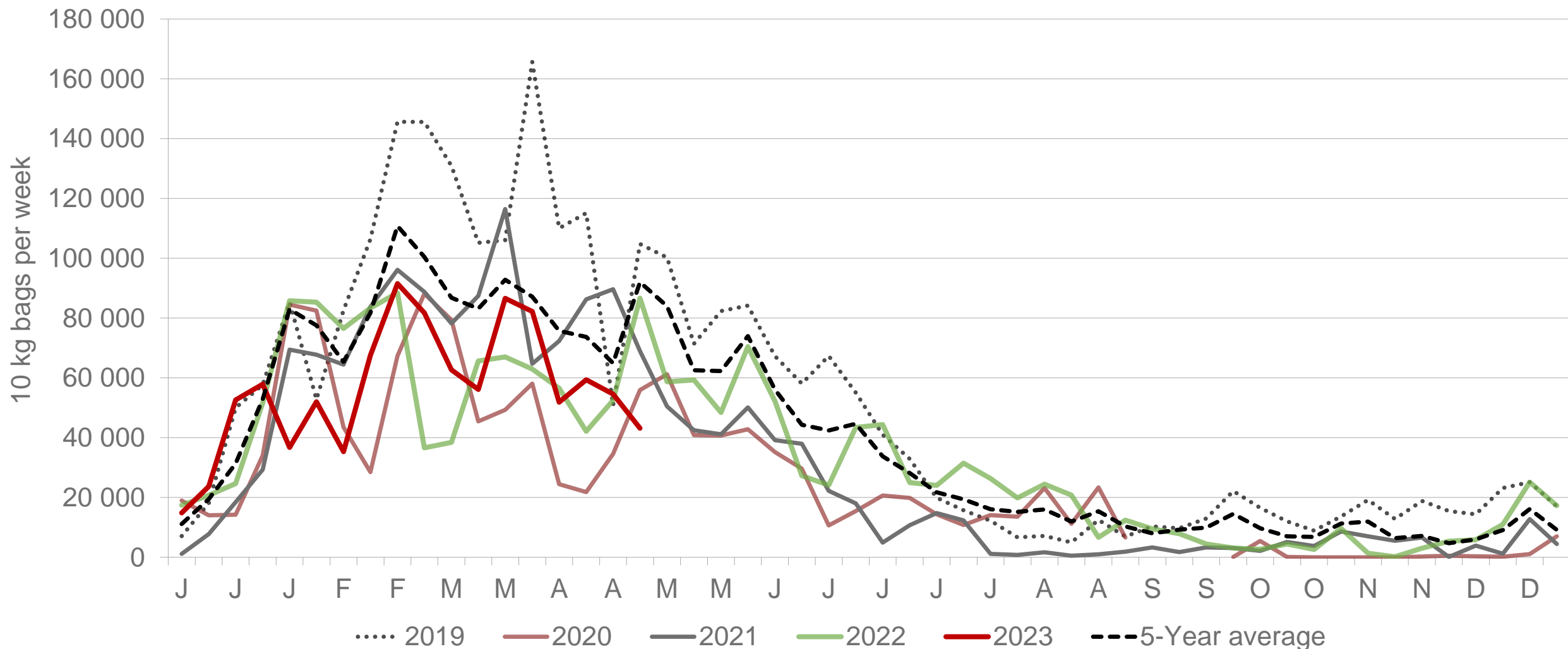
*Data disclaimer: Potatoes SA does not take responsibility for the accuracy or interpretation of company data re-purposed by 3rd parties*

# Ceres: Amount of 10 kg bags per week sold on FPMs (all classes)



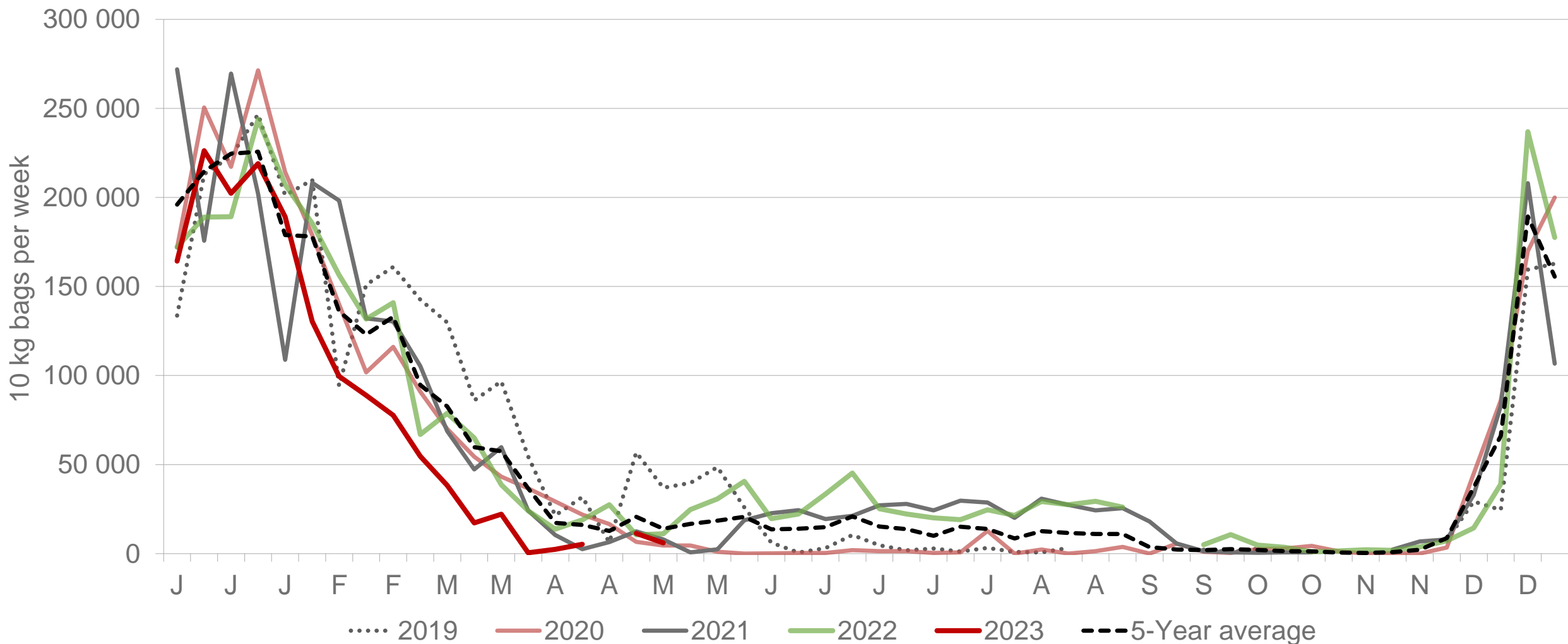
Sold 66 203 bags more than the **5-year average** (2018 to 2022) of the first nineteen weeks of each year.

# North Eastern Cape: Amount of 10 kg bags per week sold on FPMs (all classes)



Sold 343 601 bags **less** than the **5-year average** (2018 to 2022) of the first nineteen weeks of each year.

# Gauteng: Amount of 10 kg bags per week sold on FPMs (all classes)



Sold 466 737 bags **less** than the **5-year average** (2018 to 2022) of the first nineteen weeks of each year.

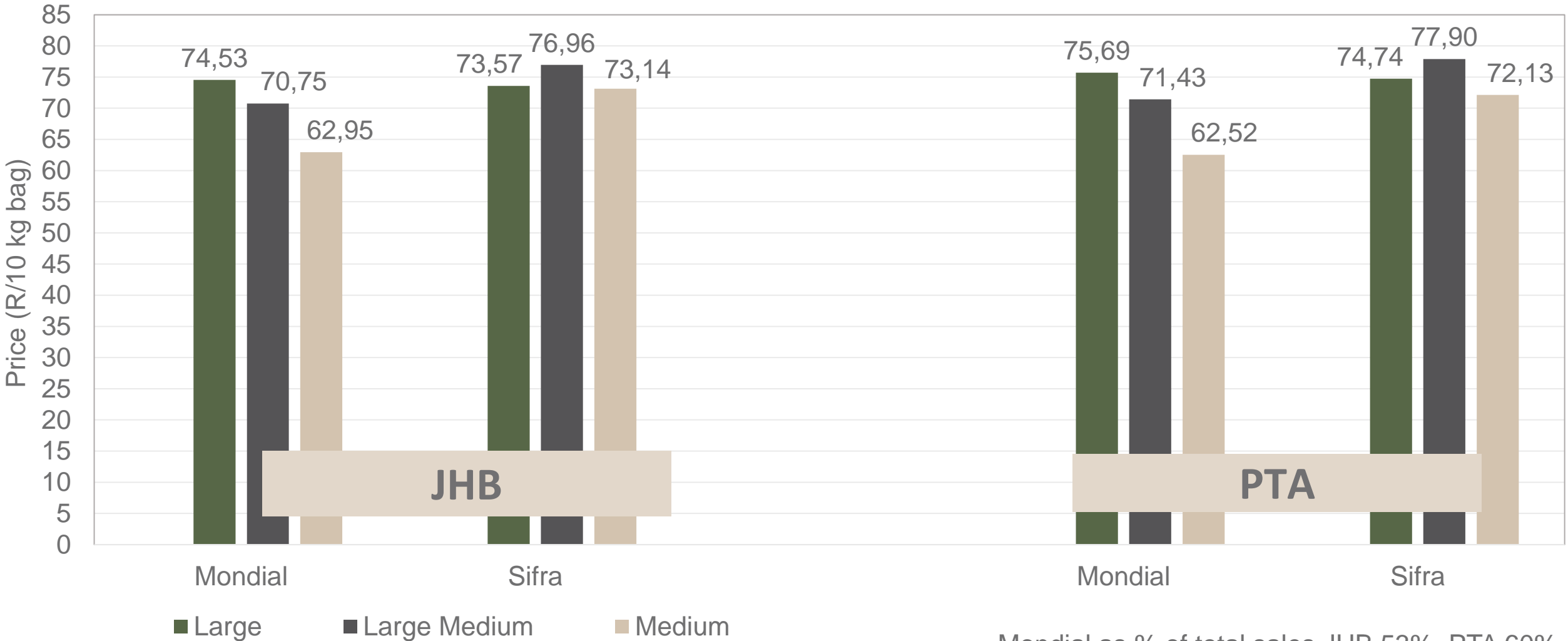


# Average weekly prices and volumes for 10 kg bags of potatoes sold on selected markets from selected production regions

Klas & Grootte	Western Free State				Eastern Free State				Northern Cape		North West				KwaZulu-Natal				Sandveld		All Regions	
	JOH		POR		JOH		PRE		JOH		JOH		PRE		DUR		JOH		CAP		All Markets	
	Volume	Prices	Volume	Prices	Volume	Prices	Volume	Prices	Volume	Prices	Volume	Prices	Volume	Prices	Volume	Prices	Volume	Prices	Volume	Prices	Volume	Prices
	10kg	R/10kg	10kg	R/10kg	10kg	R/10kg	10kg	R/10kg	10kg	R/10kg	10kg	R/10kg	10kg	R/10kg	10kg	R/10kg	10kg	R/10kg	10kg	R/10kg	10kg	R/10kg
1L	34 639	74,26	2 200	85,28	95 101	74,10	38 901	74,86	23 035	70,20	7 035	72,72	3 452	75,02	11 047	72,00	13 625	74,91	384	82,68	380 315	74,08
1L/M	73 680	71,84	3 796	81,31	54 250	68,88	28 444	69,84	17 729	66,86	7 079	80,77	2 604	76,38	19 328	62,99	10 541	73,85	13 640	67,62	422 756	71,27
1M	59 641	65,33	6 013	77,23	39 481	60,17	15 609	59,68	12 531	62,51	6 355	73,66	2 662	72,46	7 720	58,12	3 255	83,35	23 311	68,84	356 783	65,36
1S	11 227	40,18	880	62,50	8 200	38,05	4 424	36,61	2 523	36,42	11 136	42,48	3 284	38,10	-	-	150	34,33	11 602	47,68	98 625	43,04
1S/M	25 214	54,42	2 530	68,26	9 102	46,34	2 781	44,34	2 008	51,35	12 729	55,44	4 873	57,31	-	-	734	39,59	5 202	44,65	140 014	54,23
1XL	-	-	-	-	6 661	73,33	-	-	-	-	-	-	-	-	-	-	1 073	74,69	-	-	7 734	73,52
1XS	6 412	33,29	-	-	2 790	28,78	-	-	493	26,56	9 011	31,99	-	-	-	-	-	-	-	-	20 626	31,15
1XXS	103	15,00	-	-	-	-	-	-	-	-	-	-	-	-	-	-	-	-	-	-	103	15,00
2L	9 482	66,48	1 271	75,35	21 655	63,54	12 095	70,68	5 602	65,32	550	65,16	-	-	1 409	66,45	1 627	63,89	472	70,52	93 022	65,89
2L/M	12 399	60,84	550	66,43	4 011	60,86	7 228	65,88	4 682	61,32	1 100	55,00	-	-	7 653	51,12	1 029	56,55	1 941	55,51	91 506	61,37
2M	12 718	54,70	330	75,00	7 070	52,29	4 949	58,81	2 858	57,04	2 530	56,30	-	-	1 300	30,72	649	44,65	4 984	48,71	97 131	53,30
2S	2 079	32,64	-	-	1 249	37,36	1 027	34,29	-	-	-	-	-	-	-	-	70	30,00	2 246	28,53	16 628	34,21
2S/M	5 309	42,03	330	70,00	1 264	33,77	1 356	45,24	392	47,07	-	-	-	-	-	-	100	32,00	2 320	46,67	29 579	44,14
2XL	-	-	-	-	-	-	-	-	-	-	-	-	-	-	-	-	-	-	-	-	-	-
2XS	284	17,20	-	-	-	-	-	-	-	-	-	-	-	-	-	-	-	-	-	-	1 984	16,48
2XXS	-	-	-	-	-	-	-	-	-	-	-	-	-	-	-	-	-	-	-	-	-	-
3L	2 013	52,92	-	-	3 741	55,73	7 335	59,80	7 753	55,80	-	-	-	-	220	45,00	-	-	-	-	36 831	55,68
3L/M	3 392	52,72	660	55,00	8 675	46,17	3 469	45,51	6 083	52,45	-	-	880	56,25	330	43,33	-	-	1 252	39,73	47 671	49,83
3M	12 420	44,20	440	50,00	3 521	42,64	5 268	40,92	3 887	42,40	110	50,00	330	46,67	110	15,00	-	-	955	30,26	66 740	42,10
3S/M	-	-	-	-	-	-	-	-	990	34,59	-	-	440	33,05	-	-	-	-	-	-	5 083	34,31
3XS	-	-	-	-	-	-	-	-	-	-	-	-	-	-	-	-	-	-	-	-	72	10,10
3XXS	-	-	-	-	-	-	-	-	-	-	-	-	-	-	-	-	-	-	-	-	-	-
4L	-	-	-	-	-	-	1 876	61,81	-	-	-	-	-	-	-	-	-	-	-	-	3 082	57,98
4L/M	-	-	-	-	-	-	-	-	-	-	-	-	-	-	1 507	38,29	-	-	-	-	3 661	40,31
4M	-	-	-	-	-	-	79	50,00	-	-	-	-	-	-	13	29,23	-	-	60	20,00	6 245	38,00
4S	-	-	-	-	-	-	-	-	-	-	-	-	-	-	-	-	-	-	-	-	-	-
4S/M	-	-	-	-	-	-	-	-	-	-	-	-	-	-	-	-	-	-	-	-	-	-
Total	271 012	62,77	19 496	74,97	266 851	64,84	135 558	64,79	91 116	61,42	57 635	56,61	20 964	57,97	51 137	60,28	32 853	72,48	75 271	56,31	1 955 194	62,60

Data disclaimer: Potatoes SA does not take responsibility for the accuracy or interpretation of company data re-purposed by 3rd parties

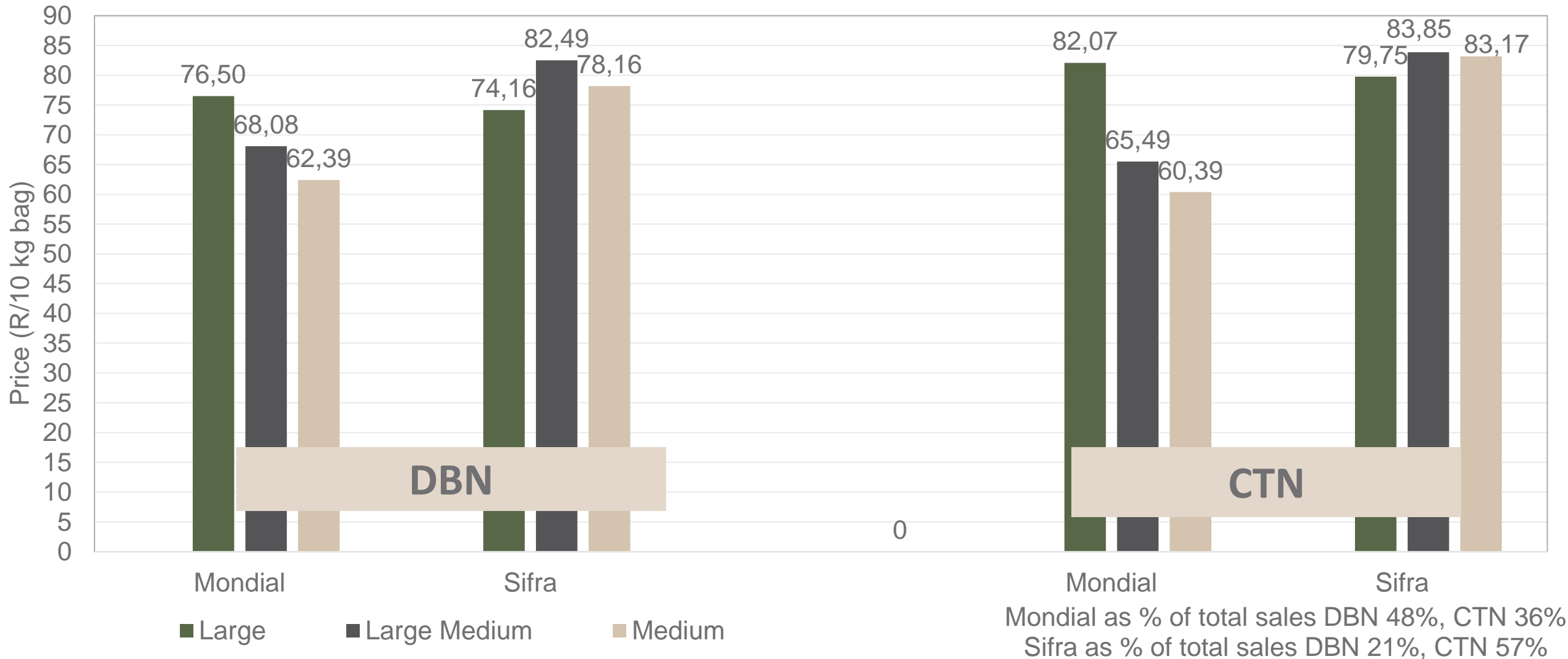
# PTA & JHB markets: Average Prices - Different Sizes (only 10 kg bags)



Mondial as % of total sales JHB 53%, PTA 60%  
 Sifra as % of total sales JHB 31%, PTA 22%

*Data disclaimer: Potatoes SA does not take responsibility for the accuracy or interpretation of company data re-purposed by 3rd parties*

# DBN & CTN markets: Average Prices - Different Sizes (only 10 kg bags)



# Hectares planted to date for season 2023 versus 2022

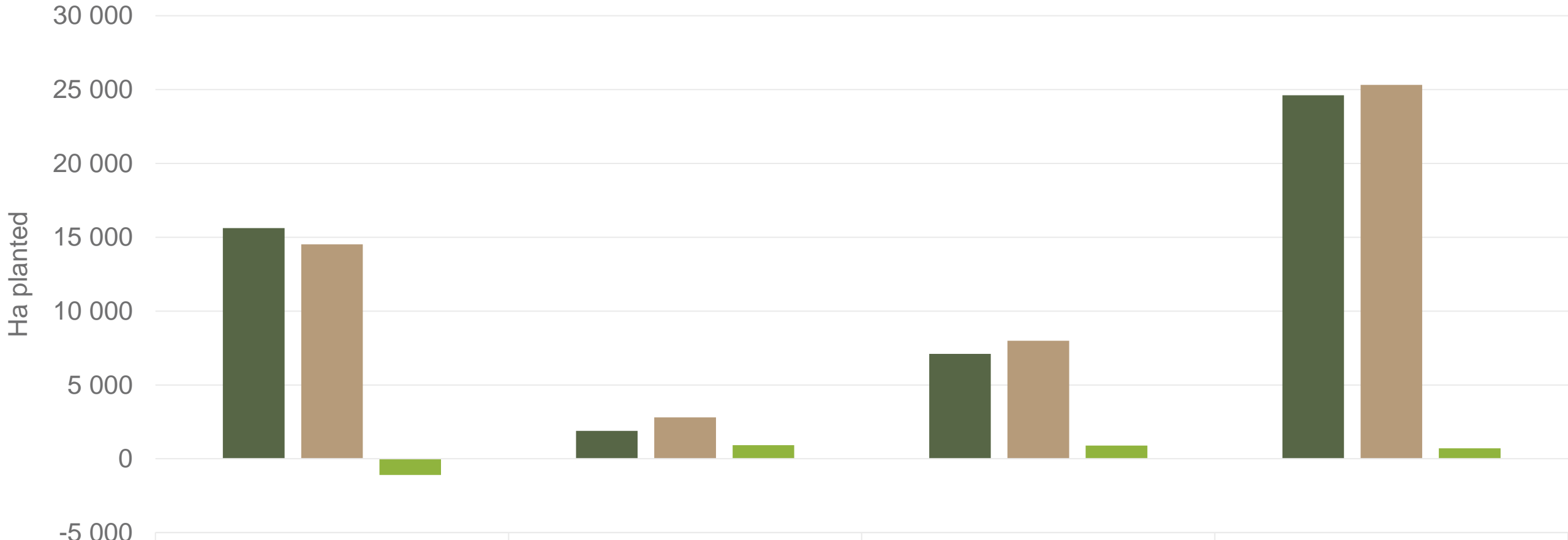



	Table	Process	Seed	Total
■ 2022	15 626	1 885	7 103	24 614
■ 2023	14 525	2 802	7 995	25 322
■ Changes	-1 101	917	892	708


Regions finished planting: Northern Cape early, North West main, Eastern Free State main, Ceres main, North Eastern Cape, KZN summer, Northern Cape main \* To be confirmed, Western FS and South Western Free State harvest


**Data disclaimer: Potatoes SA does not take responsibility for the accuracy or interpretation of company data re-purposed by 3rd parties**


# Thank you for your time

Feel free to contact us

 [fpcoetzee@potatoes.co.za](mailto:fpcoetzee@potatoes.co.za)  
[dikgetho@potatoes.co.za](mailto:dikgetho@potatoes.co.za)

 +27 (0)12 349 1906

 6 De Havilland Crescent  
Persequor Techno Park  
Persequor Park  
Pretoria

 [www.potatoes.co.za](http://www.potatoes.co.za)



Potatoes  
Aartappels SA