

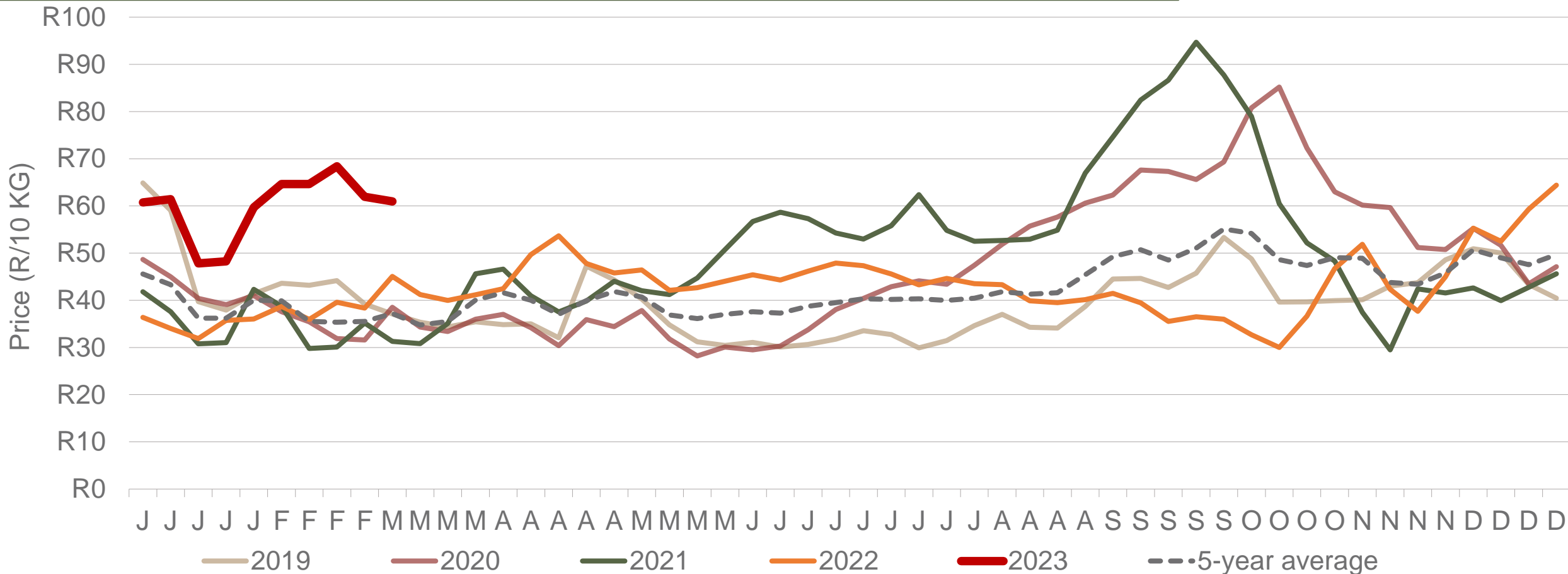


Potatoes  
Aartappels SA

# Weekly Market Information

10 March 2023


# Average weekly price – all markets & all classes



Number of bags sold

**11%**

(Week on Week)



Average weekly price

**2%**

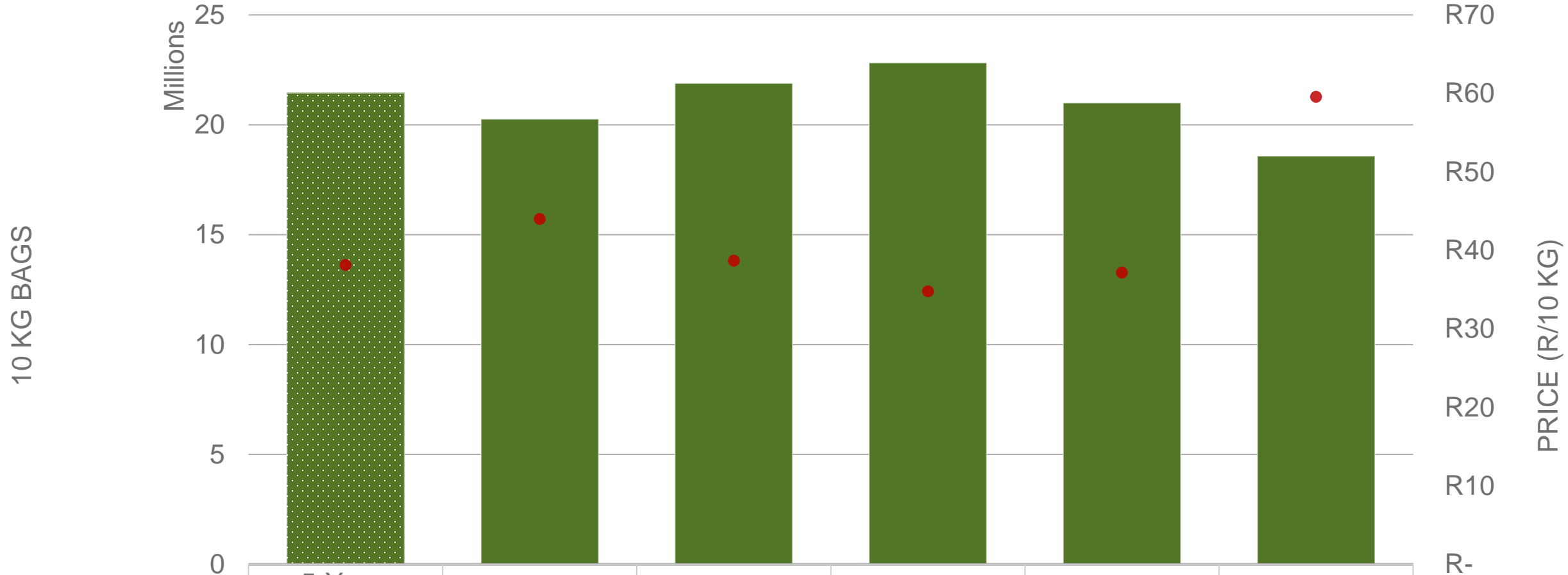
(Week on week)



Data disclaimer: Potatoes SA does not take responsibility for the accuracy or interpretation of company data re-purposed by 3rd parties



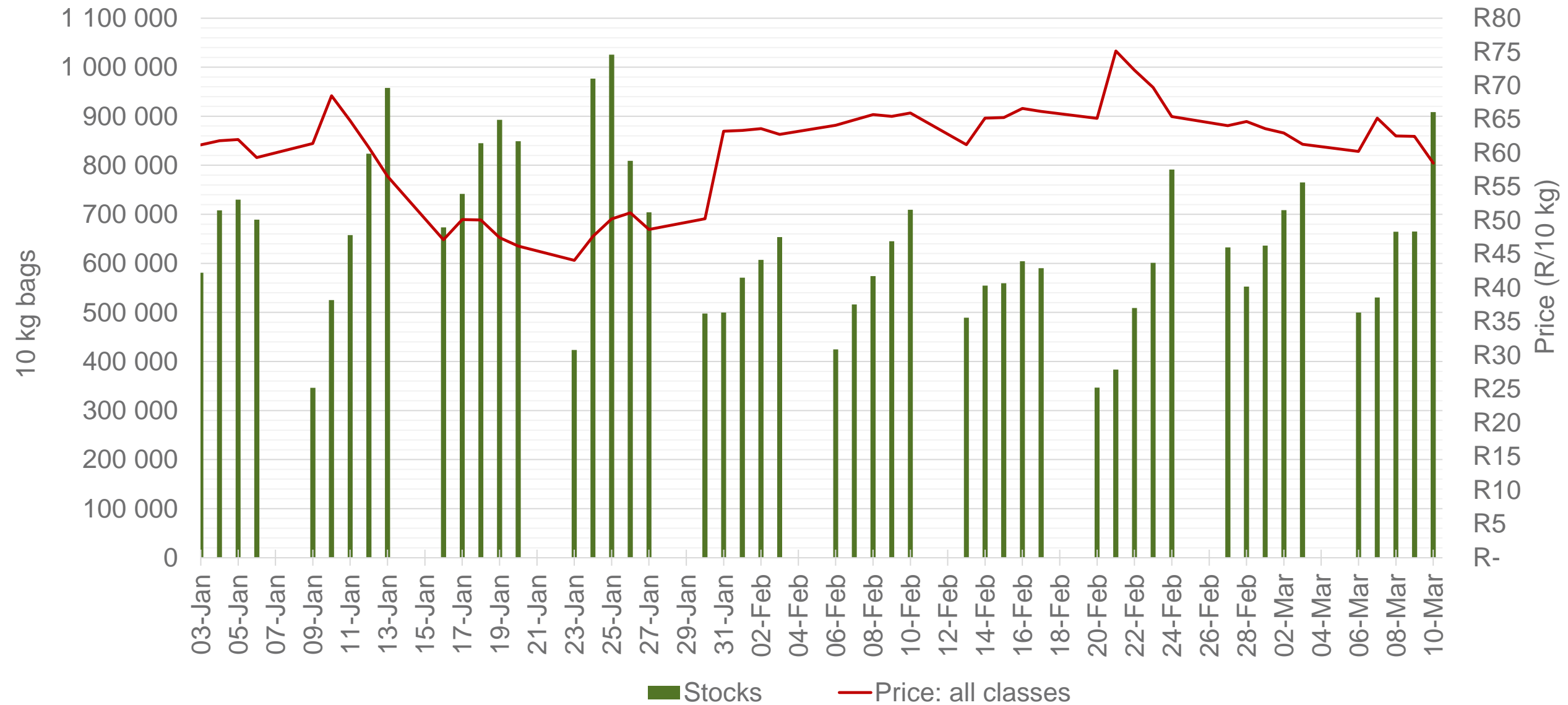
# Cumulative total number of 10 kg bags sold on markets: First 10 weeks of the year 2023



	5-Year average	2019	2020	2021	2022	2023*
■ Number of bags sold	21 445 597	20 262 495	21 887 719	22 819 400	20 998 604	18 581 676
● Average price	R 38.13	R 43.99	R 38.69	R 34.79	R 37.15	R 59.57

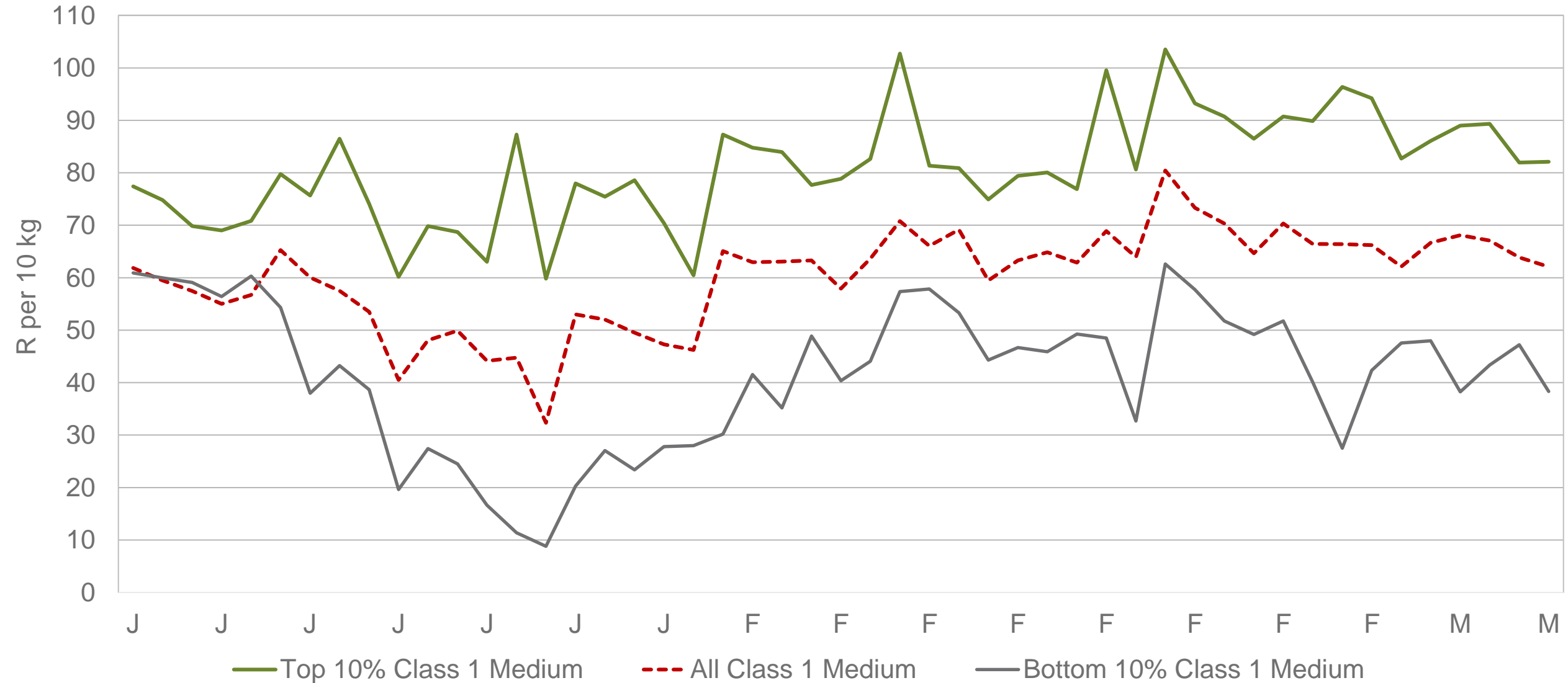
Sold 2 863 921 bags **less** than the **5-year average** (2018 to 2022) of the first ten weeks of each year

# RSA daily Price versus Daily Available stocks (all classes & all sizes)



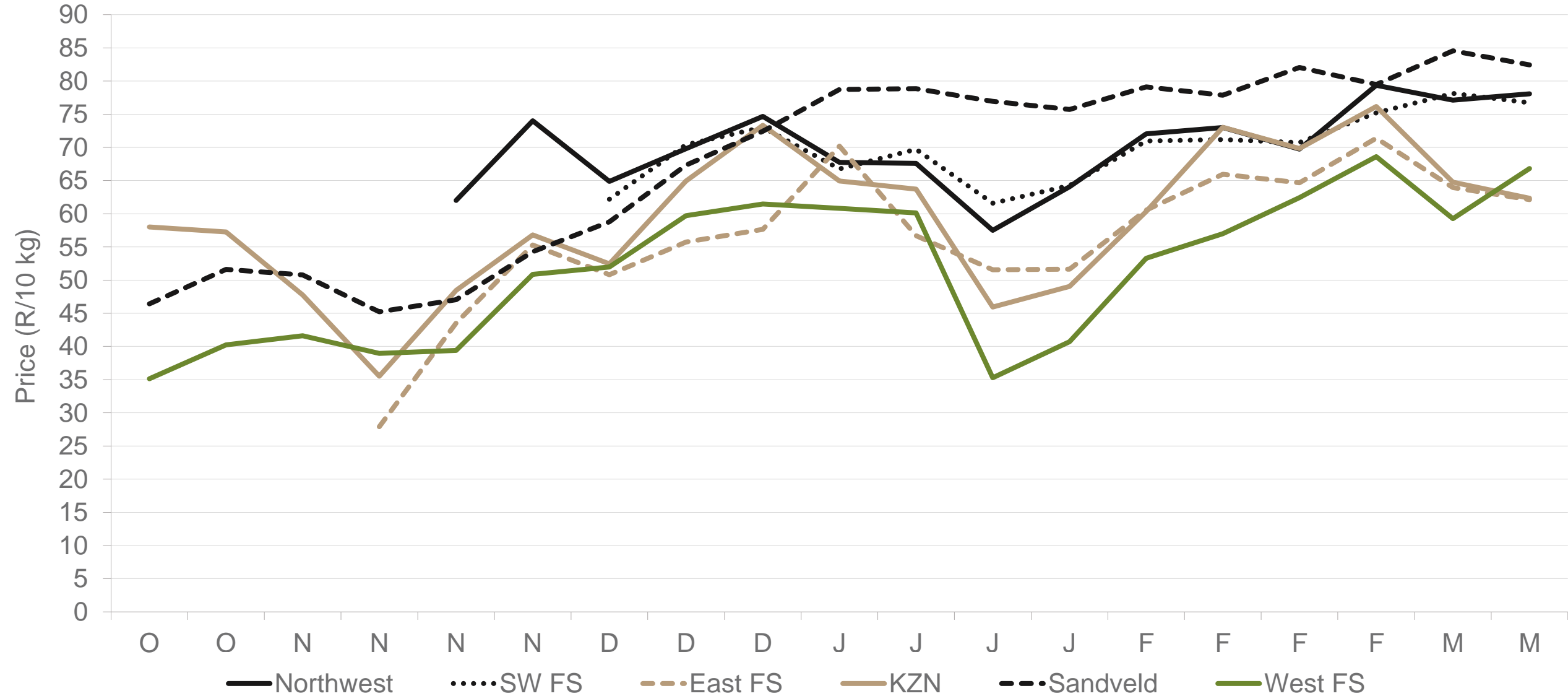
Data disclaimer: Potatoes SA does not take responsibility for the accuracy or interpretation of company data re-purposed by 3rd parties

# JHB market daily : Top 10% versus Bottom 10% prices – Class 1 Medium (Since January 2023)



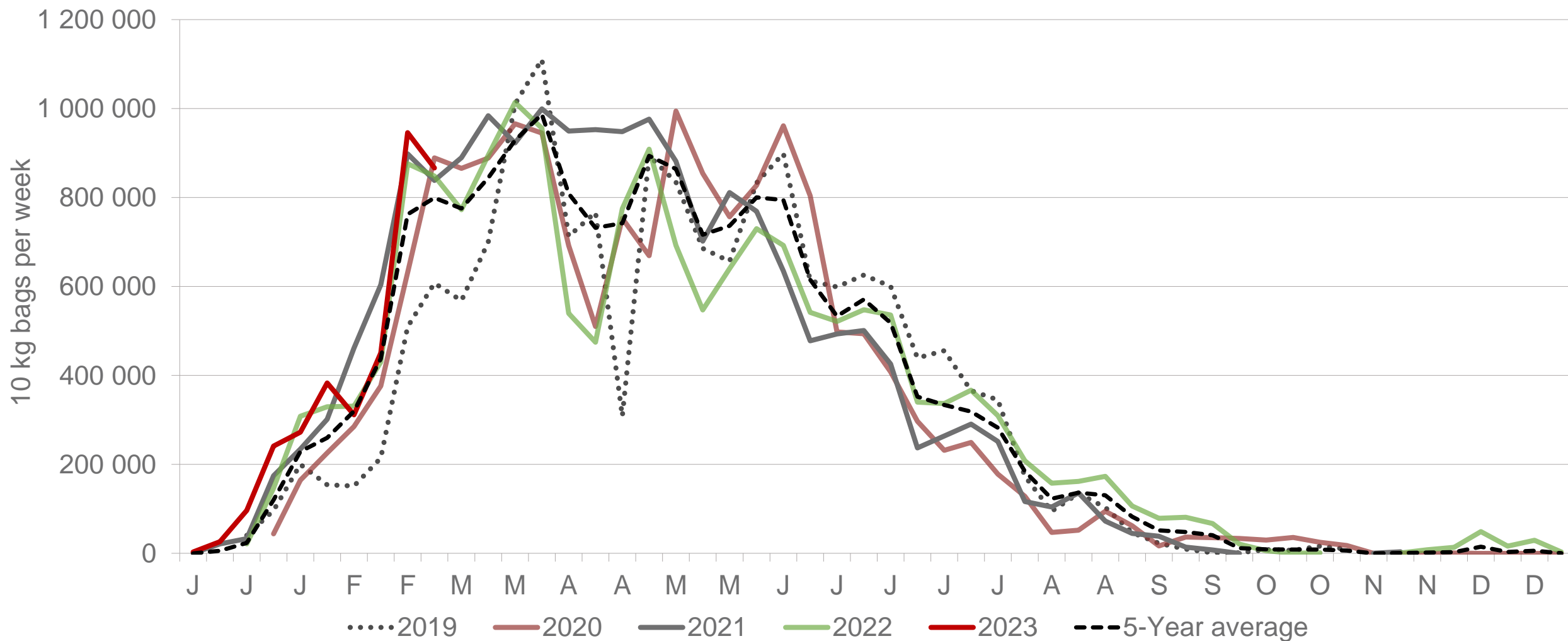
Data disclaimer: Potatoes SA does not take responsibility for the accuracy or interpretation of company data re-purposed by 3rd parties

# Average Class 1 Medium prices in regions



Data disclaimer: Potatoes SA does not take responsibility for the accuracy or interpretation of company data re-purposed by 3rd parties

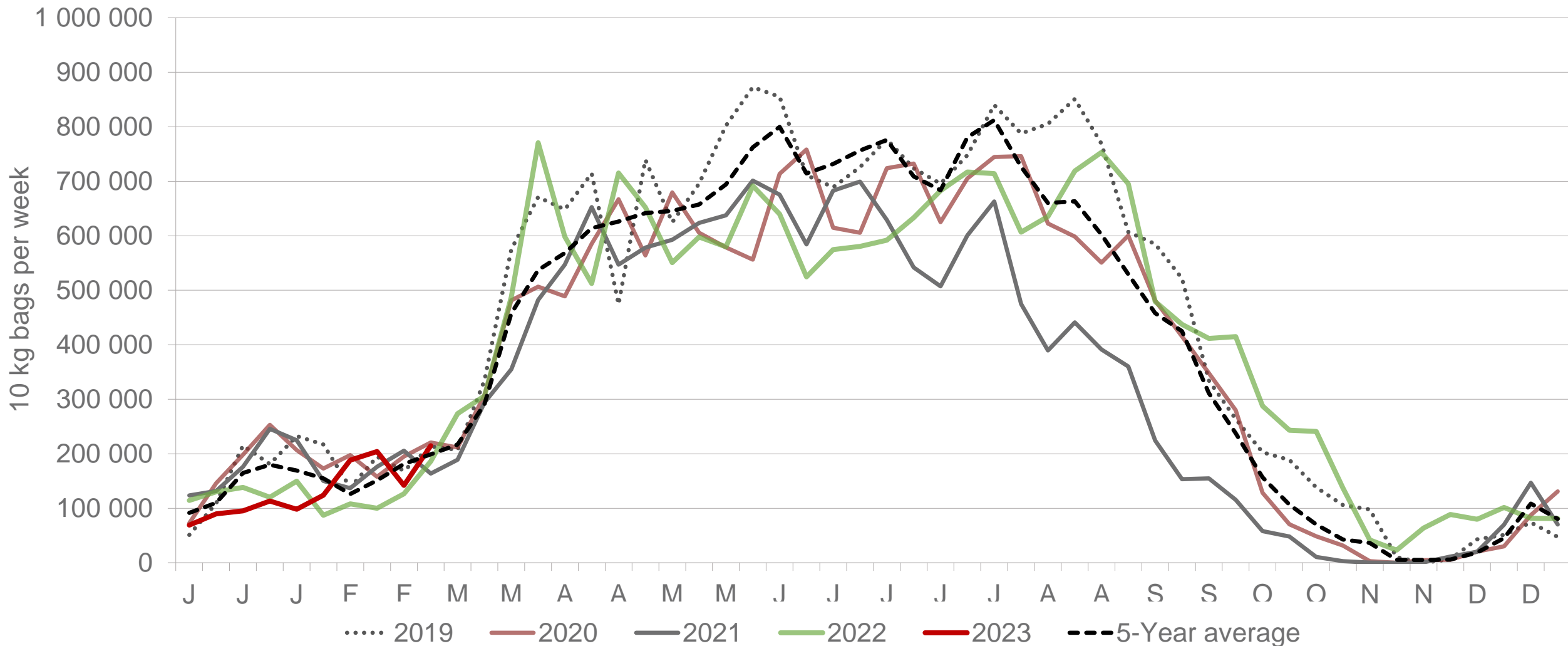
# Eastern Free State: Amount of 10 kg bags per week sold on FPMs (all classes)



Sold 640 309 bags more than the **5-year average** (2018 to 2022) of the first ten weeks of each year.

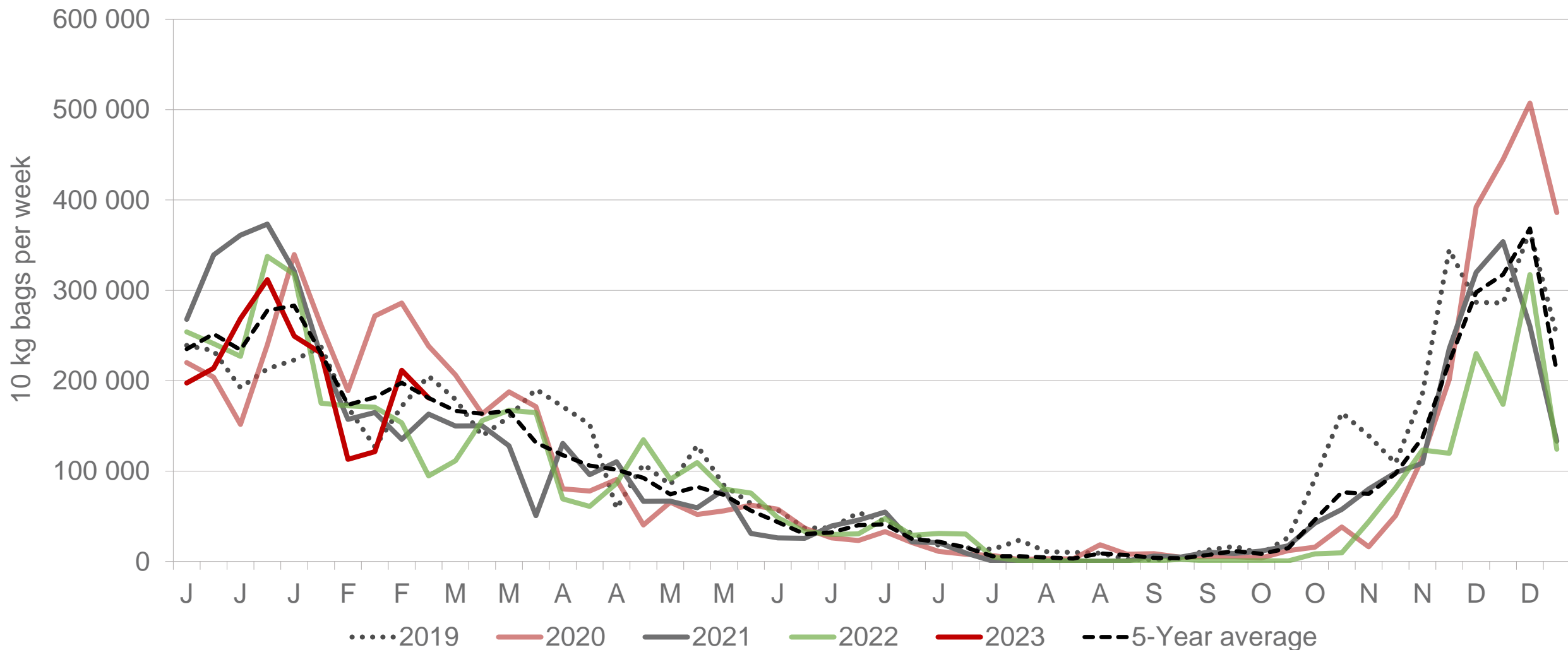


# Western Free State : Amount of 10 kg bags per week sold on FPMs (all classes)



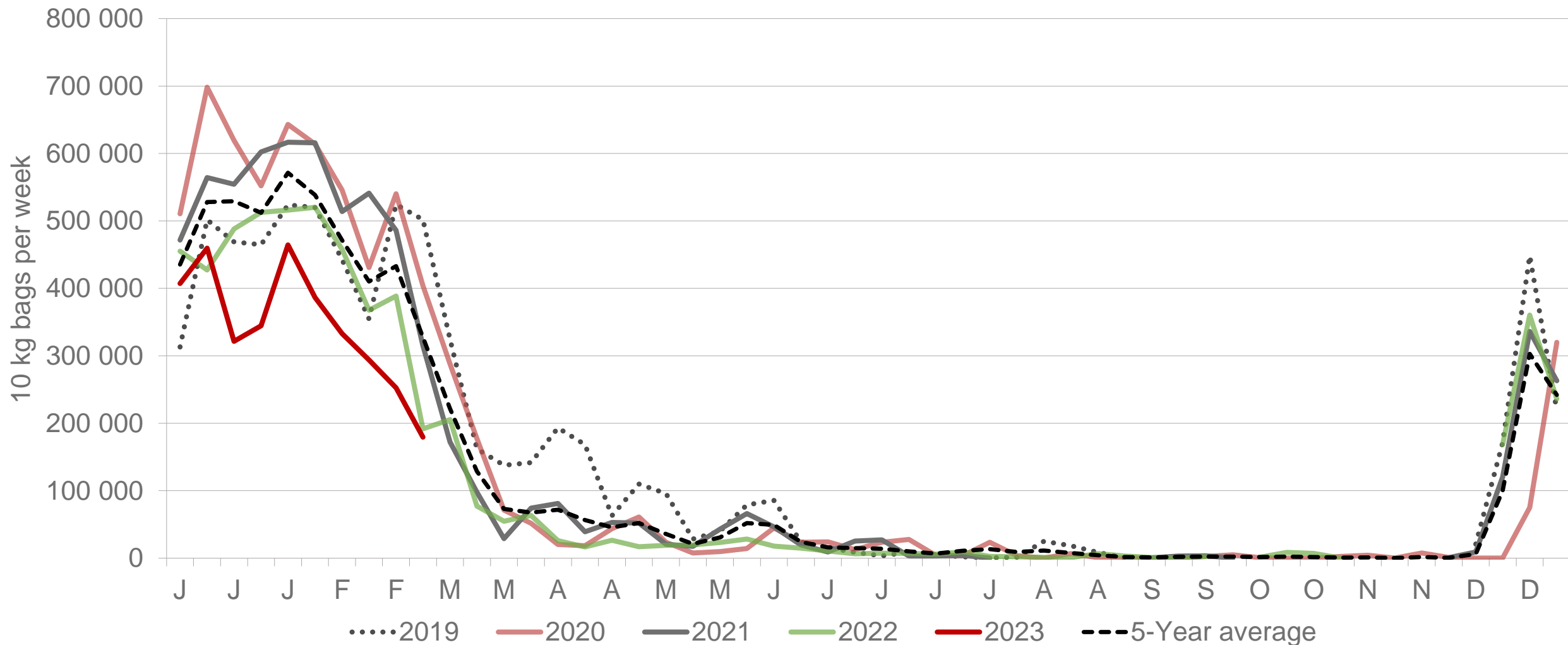
Sold 307 951 bags **less** than the **5-year average** (2018 to 2022) of the first ten weeks of each year.

# KwaZulu-Natal: Amount of 10 kg bags per week sold on FPMs (all classes)



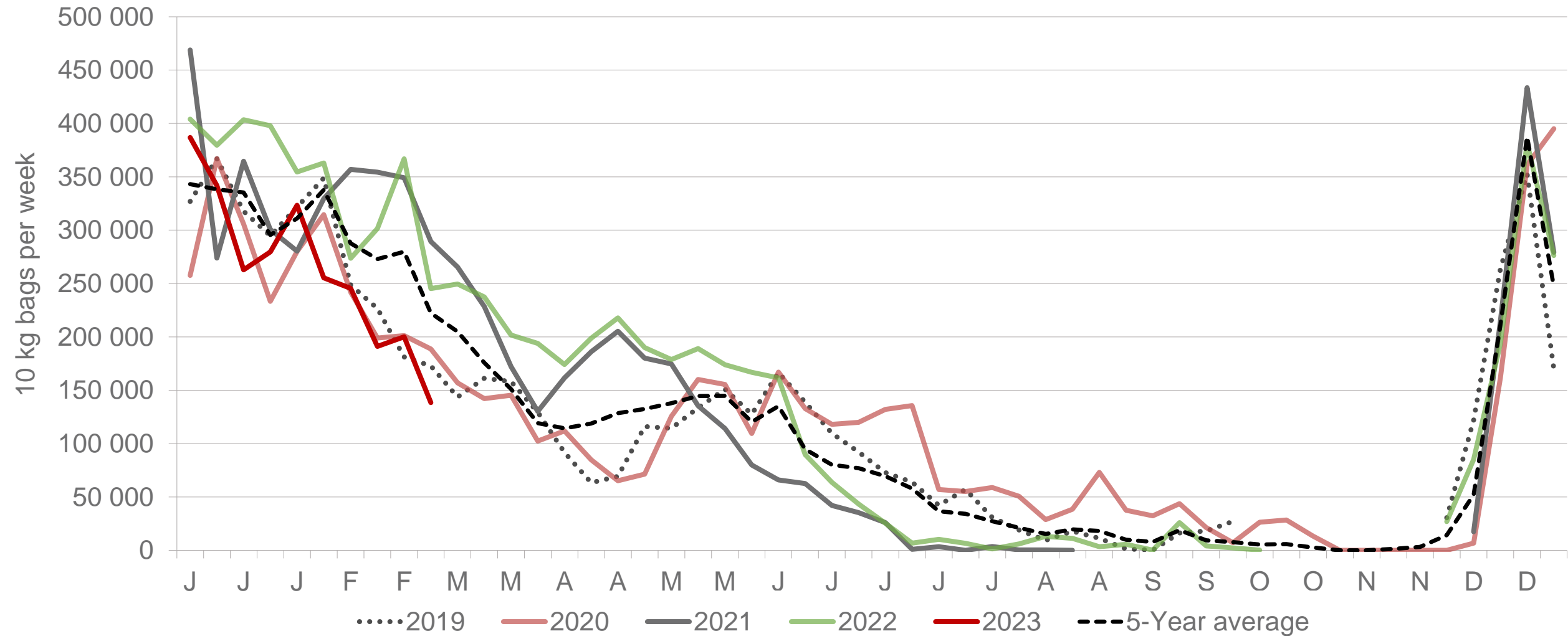
Sold 147 031 bags **less** than the **5-year average** (2018 to 2022) of the first ten weeks of each year.

# South Western Free State: Amount of 10 kg bags per week sold on FPMs (all classes)



Sold 1 313 470 bags **less** than the **5-year average** (2018 to 2022) of the first ten weeks of each year.

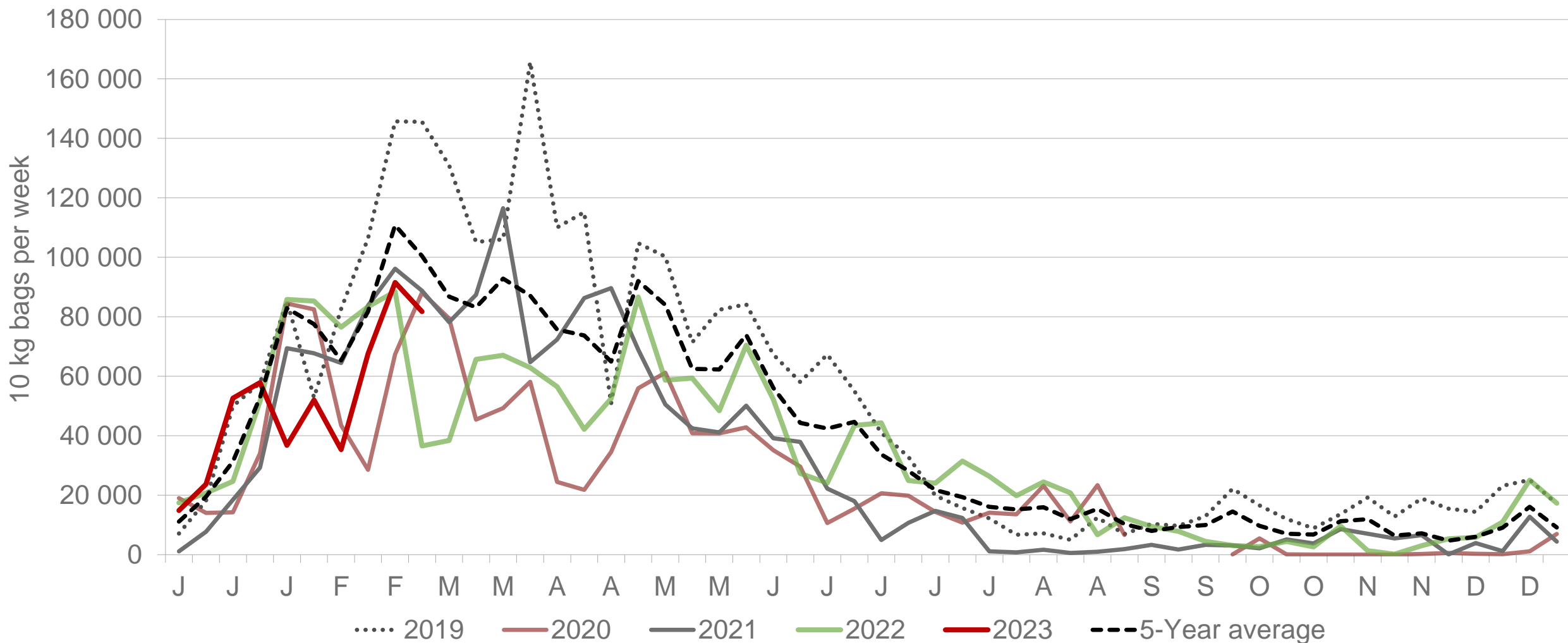
# North West: Amount of 10 kg bags per week sold on FPMs (all classes)



Sold 398 724 bags **less** than the **5-year average** (2018 to 2022) of the first ten weeks of each year.

*Data disclaimer: Potatoes SA does not take responsibility for the accuracy or interpretation of company data re-purposed by 3rd parties*

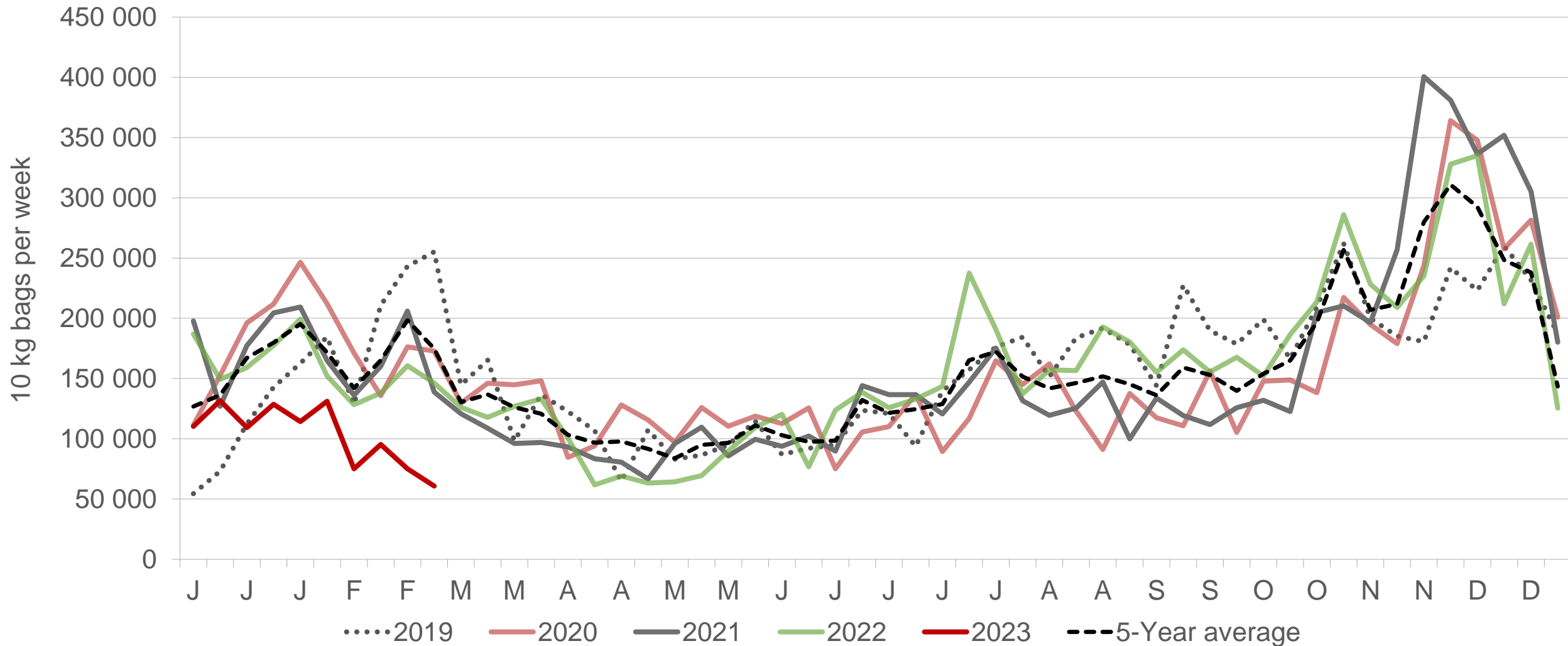
# North Eastern Cape: Amount of 10 kg bags per week sold on FPMs (all classes)



Sold 119 792 bags **less** than the **5-year average** (2018 to 2022) of the first ten weeks of each year.

*Data disclaimer: Potatoes SA does not take responsibility for the accuracy or interpretation of company data re-purposed by 3rd parties*

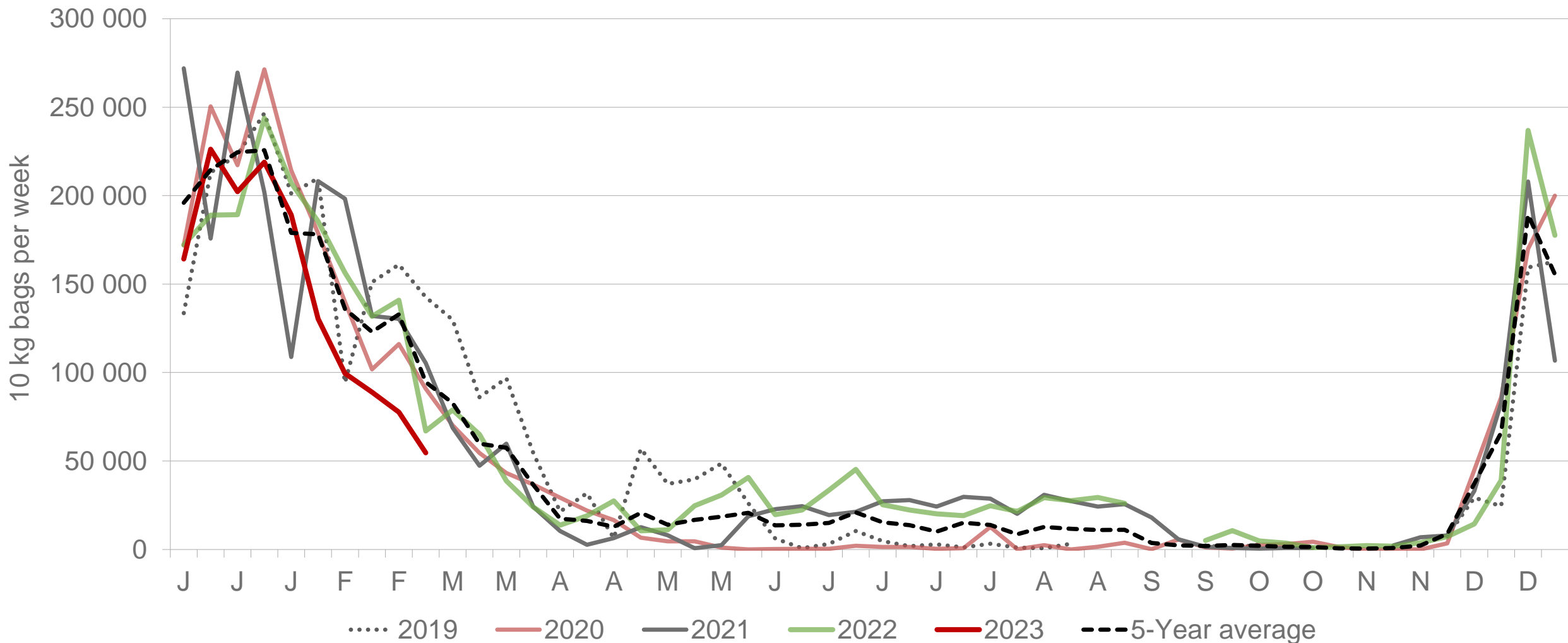
# Sandveld: Amount of 10 kg bags per week sold on FPMs (all classes)



Sold 626 197 **less** than the **5-year average** (2018 to 2022) of the first ten weeks of each year.

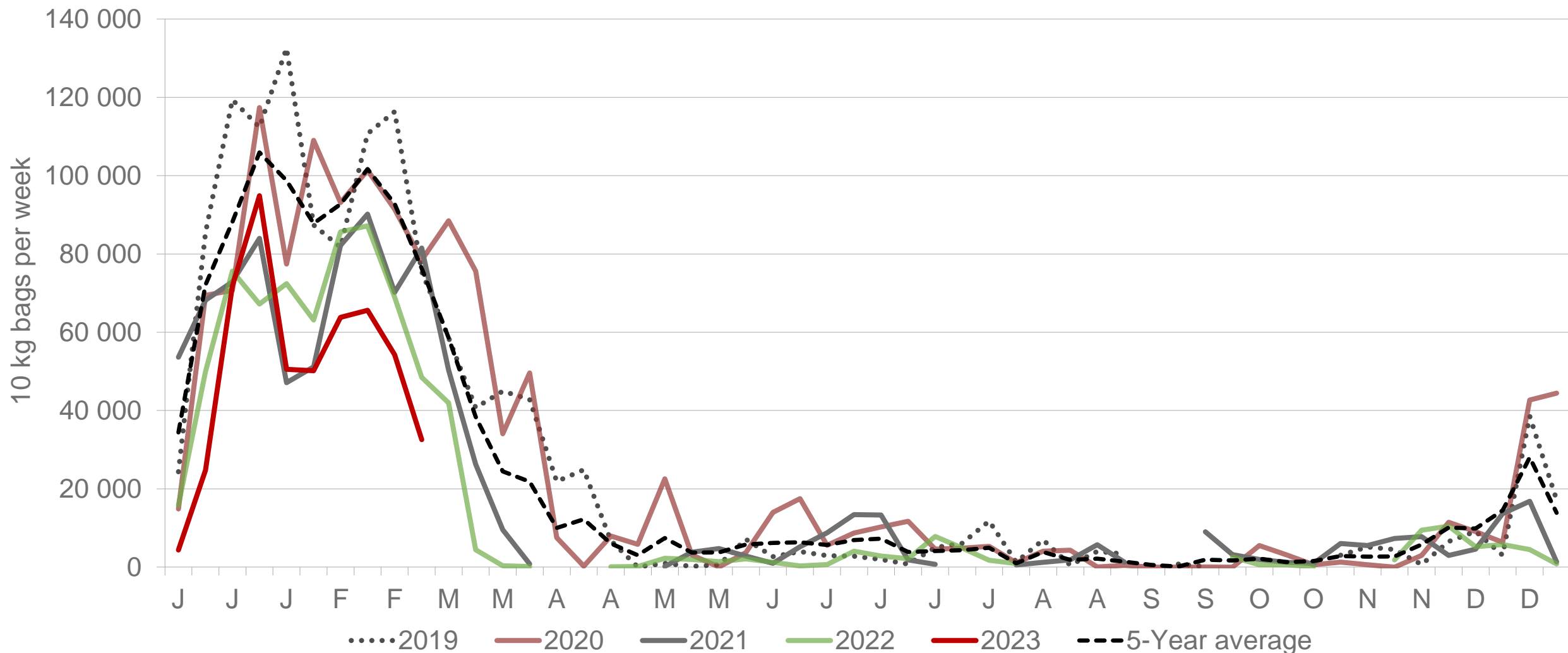
*Data disclaimer: Potatoes SA does not take responsibility for the accuracy or interpretation of company data re-purposed by 3rd parties*

# Gauteng: Amount of 10 kg bags per week sold on FPMs (all classes)



Sold 252 402 bags **less** than the **5-year average** (2018 to 2022) of the first ten weeks of each year.

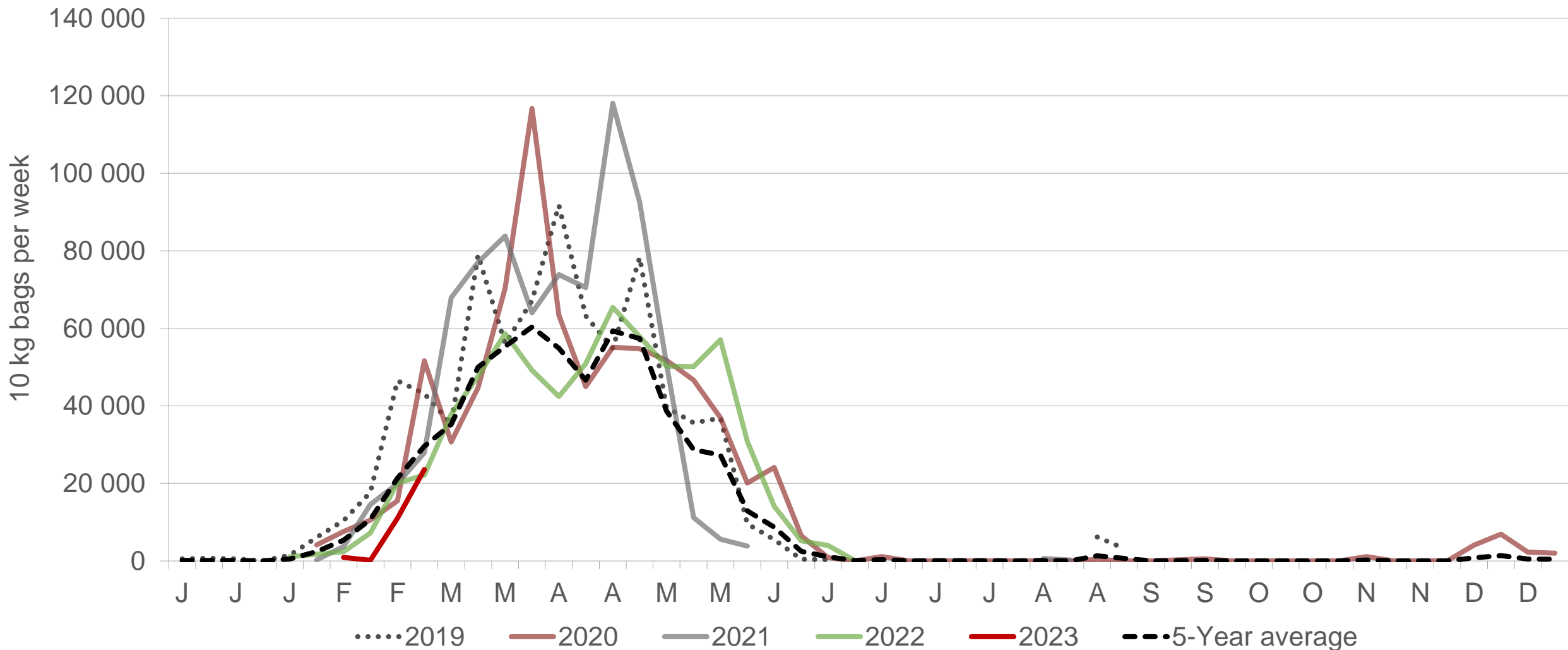
# Mpumalanga: Amount of 10 kg bags per week sold on FPMs (all classes)



Sold 337 887 bags **less** than the **5-year average** (2018 to 2022) of the first ten weeks of each year.



# Ceres: Amount of 10 kg bags per week sold on FPMs (all classes)



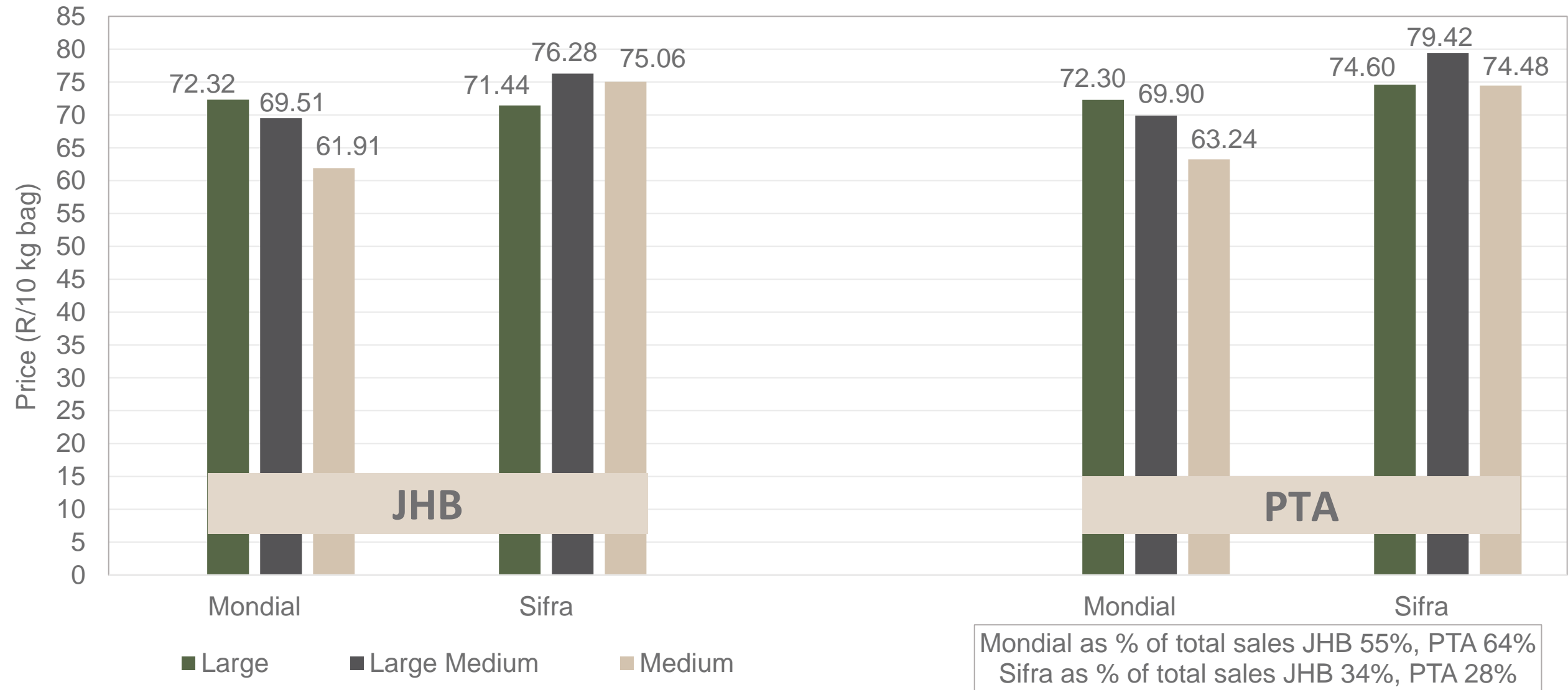
Sold 34 559 bags **less** than the **5-year average** (2018 to 2022) of the first ten weeks of each year.

*Data disclaimer: Potatoes SA does not take responsibility for the accuracy or interpretation of company data re-purposed by 3rd parties*

# Average weekly prices and volumes for 10 kg bags of potatoes sold on selected markets from selected production regions

Klas & Grootte	Oos-Vrystaat				Wes-Vrystaat				KwaZulu-Natal				Suidwes-Vrystaat				Noordwes				Sandveld		Alle Streke	
	JOH		PRE		JOH		PRE		DUR		JOH		JOH		PRE		JOH		PRE		CAP		Alle Markte	
	Volume	Pryse	Volume	Pryse	Volume	Pryse	Volume	Pryse	Volume	Pryse	Volume	Pryse	Volume	Pryse	Volume	Pryse	Volume	Pryse	Volume	Pryse	Volume	Pryse	Volume	Pryse
	10kg	R/10kg	10kg	R/10kg	10kg	R/10kg	10kg	R/10kg	10kg	R/10kg	10kg	R/10kg	10kg	R/10kg	10kg	R/10kg	10kg	R/10kg	10kg	R/10kg	10kg	R/10kg	10kg	R/10kg
1L	129 660	65,29	47 896	65,75	17 228	64,54	7 445	70,89	7 788	66,60	19 894	65,76	9 049	71,05	2 760	69,89	13 195	65,61	4 679	68,02	2 400	87,97	408 015	66,54
1L/M	81 587	63,82	36 706	65,72	34 958	69,43	14 261	71,74	25 698	69,50	14 758	63,01	22 078	79,34	11 152	81,63	9 102	85,47	8 759	86,46	8 682	85,82	427 348	69,17
1M	41 409	60,14	14 033	62,83	35 305	65,71	7 150	65,29	12 347	61,79	6 470	50,42	13 864	74,11	5 461	75,91	10 421	78,04	7 927	84,06	12 191	82,08	300 023	67,03
1S	9 414	41,12	3 214	33,44	2 478	43,19	147	46,80	4 693	48,87	2 307	39,01	877	36,85	496	45,10	7 389	55,36	1 157	50,10	12 713	68,19	85 755	51,09
1S/M	11 633	49,54	6 936	47,01	9 272	56,90	1 485	57,64	-	-	1 402	40,07	8 418	59,94	3 494	53,09	4 806	59,31	1 235	59,11	970	71,57	93 917	55,45
1XL	9 553	65,99	-	-	-	-	-	-	-	-	3 996	62,30	-	-	-	-	-	-	-	-	-	-	13 549	64,90
1XS	1 975	28,72	-	-	2 389	55,53	-	-	-	-	-	-	2 230	62,54	-	-	2 406	68,99	-	-	-	-	10 252	51,95
1XXS	-	-	-	-	-	-	-	-	-	-	-	-	-	-	-	-	-	-	-	-	-	-	-	-
2L	35 416	51,68	21 178	59,26	3 358	54,46	1 031	55,77	1 947	58,90	4 893	57,42	249	79,90	3 670	70,09	373	73,39	2 473	69,73	1 873	80,85	135 663	57,51
2L/M	9 560	55,43	11 085	60,02	7 005	48,20	2 679	57,24	7 028	56,27	2 317	54,21	249	73,31	4 545	54,60	671	78,22	411	68,64	3 503	81,56	95 420	58,18
2M	9 857	47,58	7 161	56,22	3 886	43,77	1 177	58,20	3 531	51,46	943	48,75	1 360	43,82	767	62,63	1 815	68,54	157	58,14	5 760	75,48	89 971	55,59
2S	2 409	36,93	1 555	39,64	419	30,04	313	31,89	1 204	38,48	110	35,00	4	55,00	473	38,25	-	-	226	53,23	1 722	45,22	17 816	38,96
2S/M	907	40,14	1 333	42,96	172	26,16	1 320	49,97	-	-	-	-	440	35,00	-	-	-	-	-	-	201	63,56	17 089	47,90
2XL	-	-	-	-	-	-	-	-	-	-	566	53,14	-	-	-	-	-	-	-	-	-	-	566	53,14
2XS	110	25,00	-	-	110	30,00	-	-	-	-	-	-	107	58,41	-	-	-	-	-	-	-	-	1 158	21,87
2XXS	-	-	-	-	-	-	-	-	-	-	-	-	-	-	-	-	-	-	-	-	-	-	-	-
3L	15 017	45,90	11 044	44,45	1 415	41,02	801	50,38	1 015	49,03	646	42,89	1 919	46,84	1 136	54,71	222	72,43	122	54,34	318	39,31	62 012	47,19
3L/M	16 319	39,71	4 211	47,73	4 949	43,36	909	42,08	234	49,50	-	-	-	-	557	34,60	557	44,10	392	38,14	85	63,59	42 091	43,01
3M	9 814	36,71	7 830	37,64	1 880	29,80	1 572	40,34	1 393	45,17	440	37,50	3 907	39,59	1 080	35,58	770	33,86	378	29,46	693	50,13	59 582	38,26
3S/M	1 576	28,34	622	30,11	-	-	110	20,00	-	-	-	-	-	-	-	-	220	30,00	110	25,00	-	-	7 622	31,61
3XS	-	-	-	-	-	-	-	-	-	-	-	-	-	-	-	-	-	-	-	-	-	-	9	20,00
3XXS	-	-	-	-	-	-	-	-	-	-	-	-	-	-	-	-	-	-	-	-	-	-	-	-
4L	-	-	4 754	46,09	-	-	-	-	-	-	-	-	-	-	-	-	-	-	-	-	-	-	8 813	39,41
4L/M	-	-	2 640	50,43	-	-	374	37,38	-	-	-	-	-	-	-	-	-	-	-	-	-	-	3 455	48,77
4M	-	-	1 692	35,87	-	-	380	35,07	3 463	35,97	-	-	-	-	330	23,61	-	-	-	-	-	-	11 695	33,15
4S	-	-	-	-	-	-	660	17,51	-	-	-	-	-	-	-	-	-	-	-	-	-	-	753	17,96
4S/M	-	-	-	-	-	-	-	-	-	-	-	-	-	-	-	-	-	-	-	-	-	-	30	22,00
Total	386 326	58,29	184 145	58,34	124 824	61,41	41 984	63,15	71 925	60,22	58 742	59,42	64 751	68,92	37 504	66,59	51 947	69,19	29 393	75,54	58 765	72,25	1 917 193	60,96

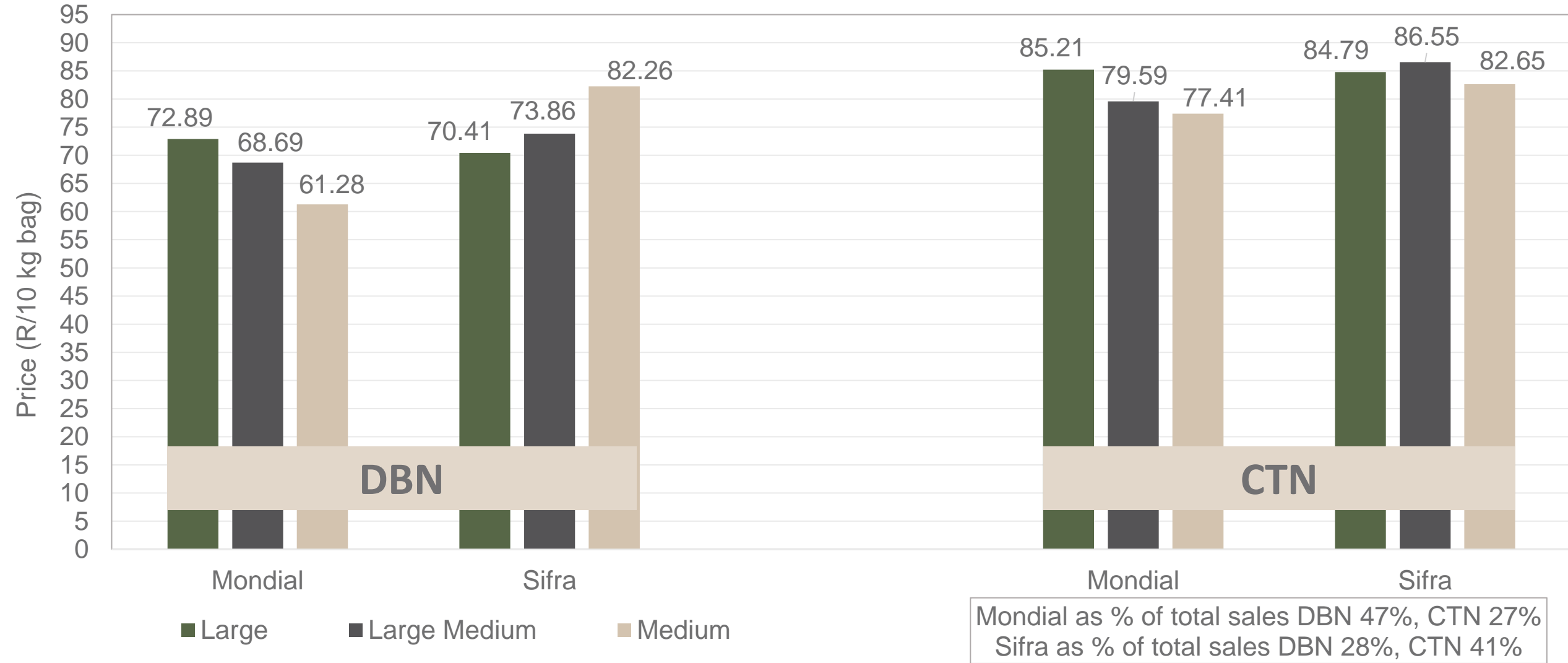
# PTA & JHB markets: Average Prices - Different Sizes (only 10 kg bags)



Mondial as % of total sales JHB 55%, PTA 64%  
 Sifra as % of total sales JHB 34%, PTA 28%

Data disclaimer: Potatoes SA does not take responsibility for the accuracy or interpretation of company data re-purposed by 3rd parties

# DBN & CTN markets: Average Prices - Different Sizes (only 10 kg bags)



# Hectares planted to date for season 2023 versus 2022

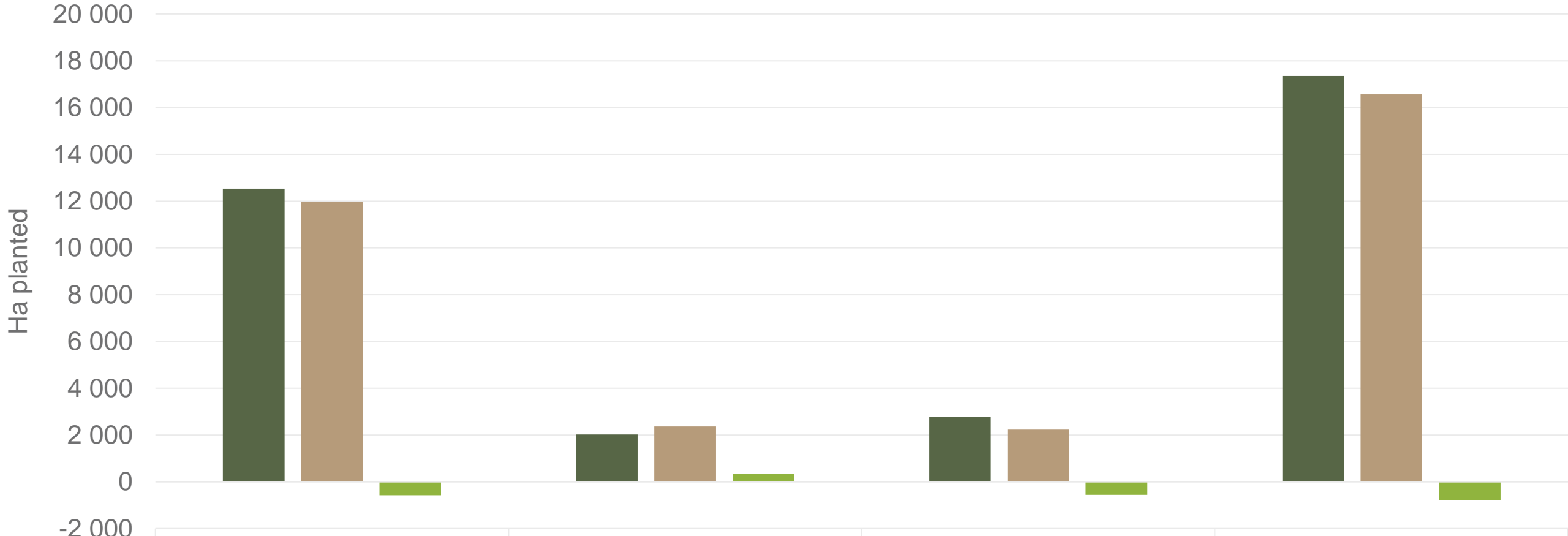



	Table	Process	Seed	Total
■ 2022	12 536	2 027	2 787	17 350
■ 2023	11 962	2 367	2 233	16 562
■ Changes	-574	340	-554	-789


Regions finished planting: Northern Cape early, North West main, Eastern Free State main \* (Ha to be confirmed), Ceres main, North Eastern Cape, KZN summer and South Western Free State harvest

**Data disclaimer: Potatoes SA does not take responsibility for the accuracy or interpretation of company data re-purposed by 3rd parties**


# Thank you for your time

Feel free to contact us

 [fpcoetzee@potatoes.co.za](mailto:fpcoetzee@potatoes.co.za)  
[dikgetho@potatoes.co.za](mailto:dikgetho@potatoes.co.za)

 +27 (0)12 349 1906

 6 De Havilland Crescent  
Persequor Techno Park  
Persequor Park  
Pretoria

 [www.potatoes.co.za](http://www.potatoes.co.za)



Potatoes  
Aartappels SA