



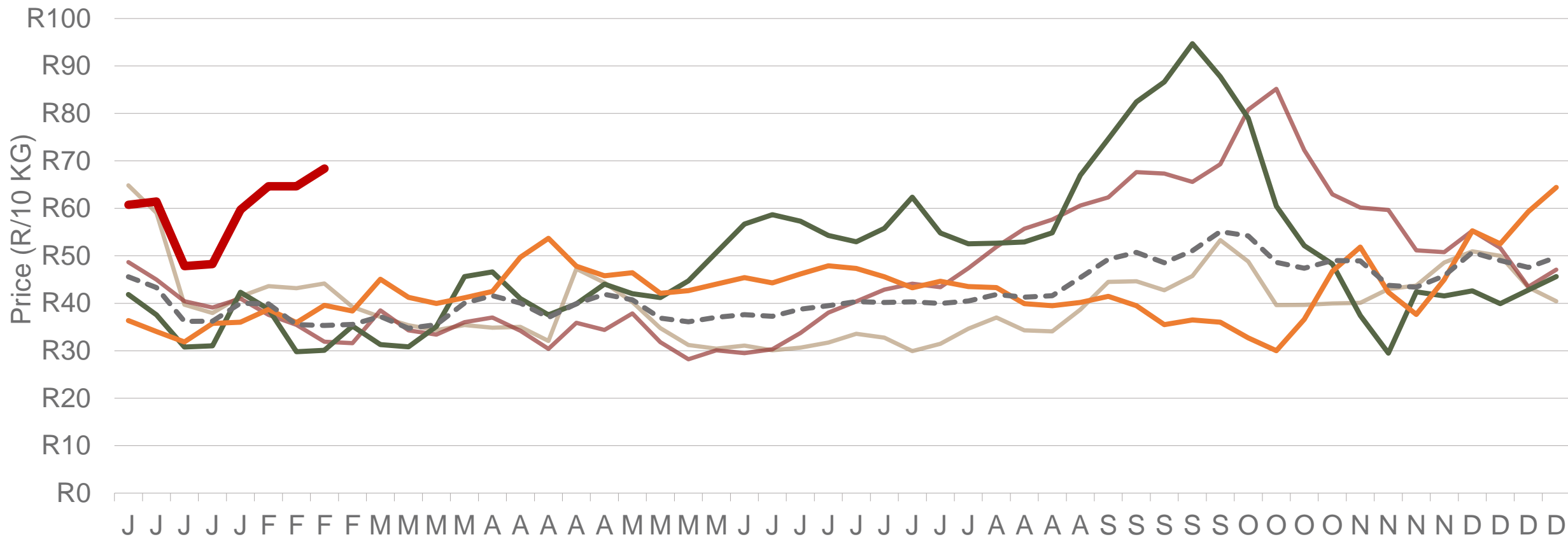
Potatoes
Aartappels SA











Weekly Market Information

24 February 2023

www.potatoes.co.za

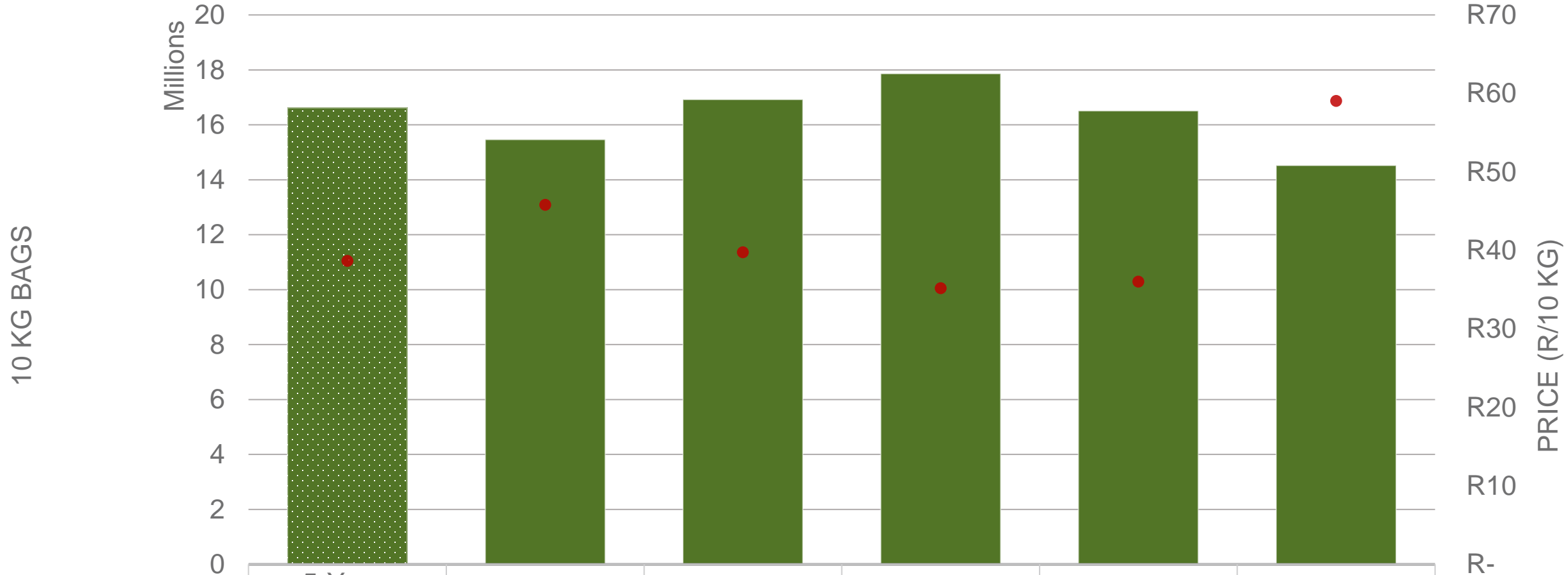
Average weekly price – all markets & all classes



 2019	 2020	 2021	 2022	 2023	 5-year average
 <p><i>Number of bags sold</i></p> <p>6%</p> <p>(Week on Week)</p>			 <p><i>Average weekly price</i></p> <p>6%</p> <p>(Week on week)</p>		
					

Data disclaimer: Potatoes SA does not take responsibility for the accuracy or interpretation of company data re-purposed by 3rd parties

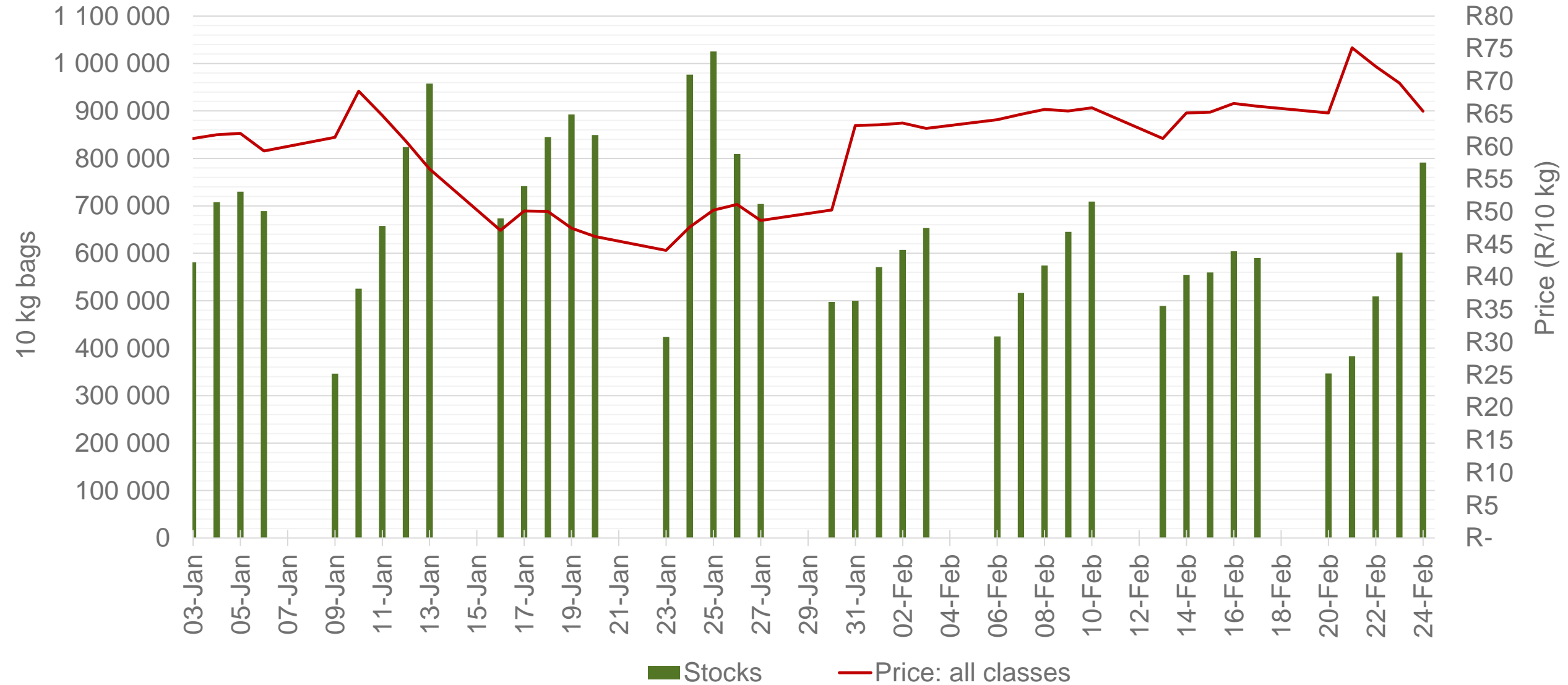
Cumulative total number of 10 kg bags sold on markets: First 8 weeks of the year 2023



■ Number of bags sold	16 622 679	15 462 362	16 918 173	17 860 563	16 509 662	14 521 358
● Average price	R 38.65	R 45.80	R 39.75	R 35.18	R 36.02	R 59.04

Sold 2 101 321 bags **less** than the **5-year average** (2018 to 2022) of the first eight weeks of each year

RSA daily Price versus Daily Available stocks (all classes & all sizes)



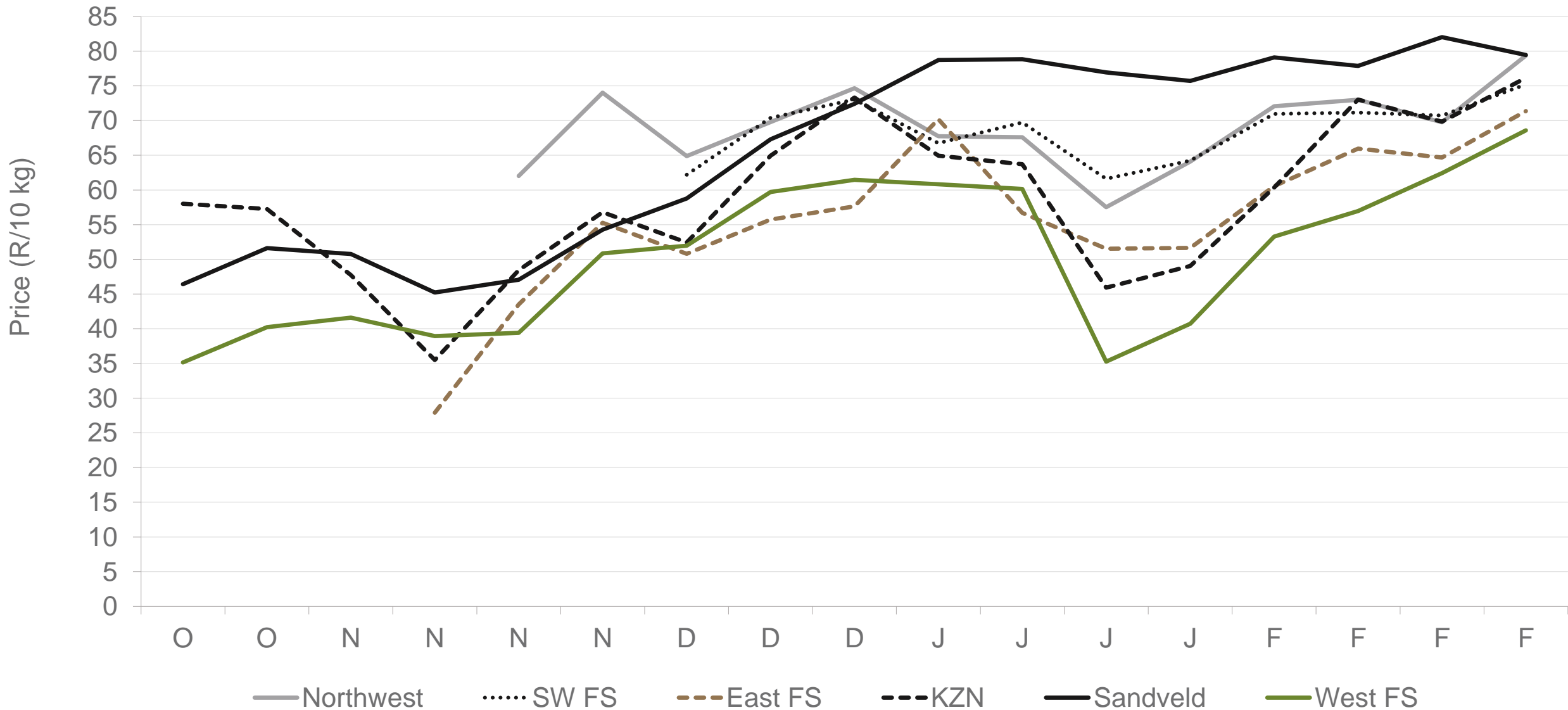
Data disclaimer: Potatoes SA does not take responsibility for the accuracy or interpretation of company data re-purposed by 3rd parties

JHB market daily : Top 10% versus Bottom 10% prices – Class 1 Medium (Since January 2023)



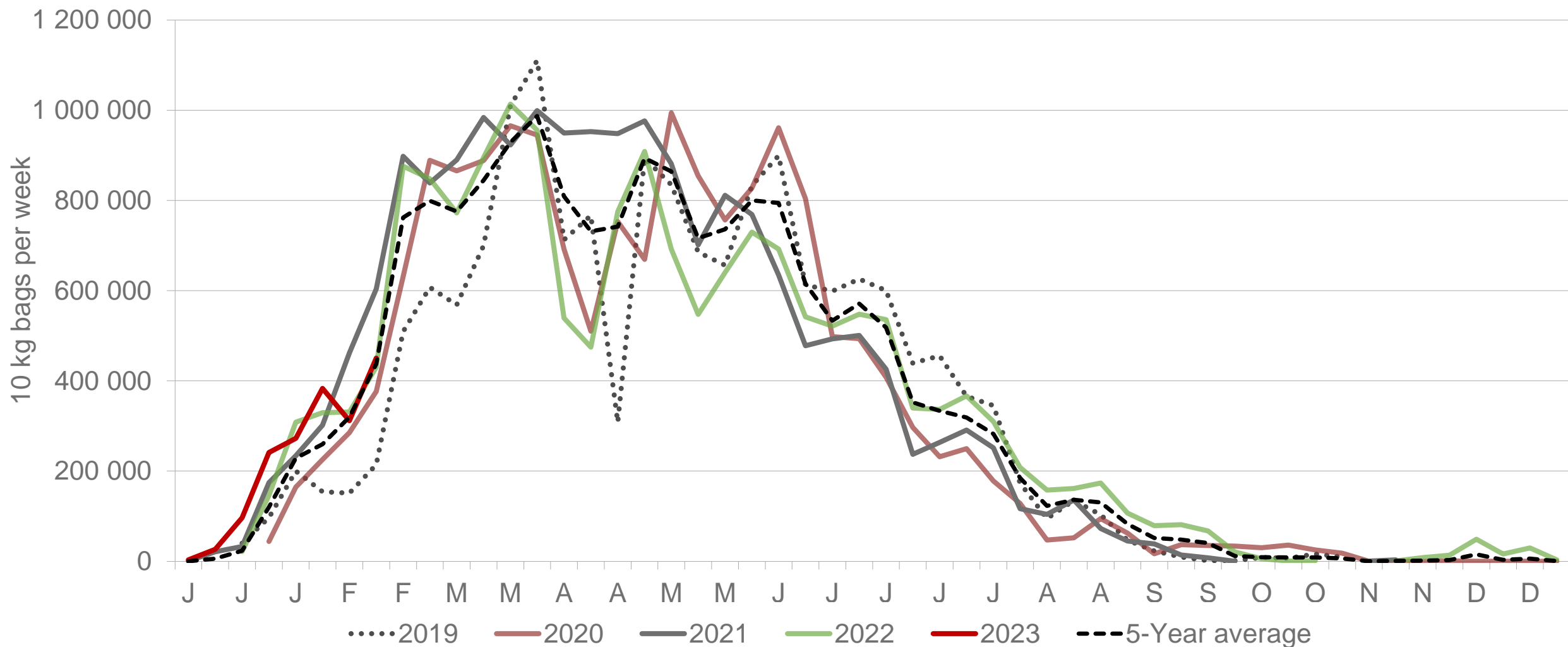
Data disclaimer: Potatoes SA does not take responsibility for the accuracy or interpretation of company data re-purposed by 3rd parties

Average Class 1 Medium prices in regions



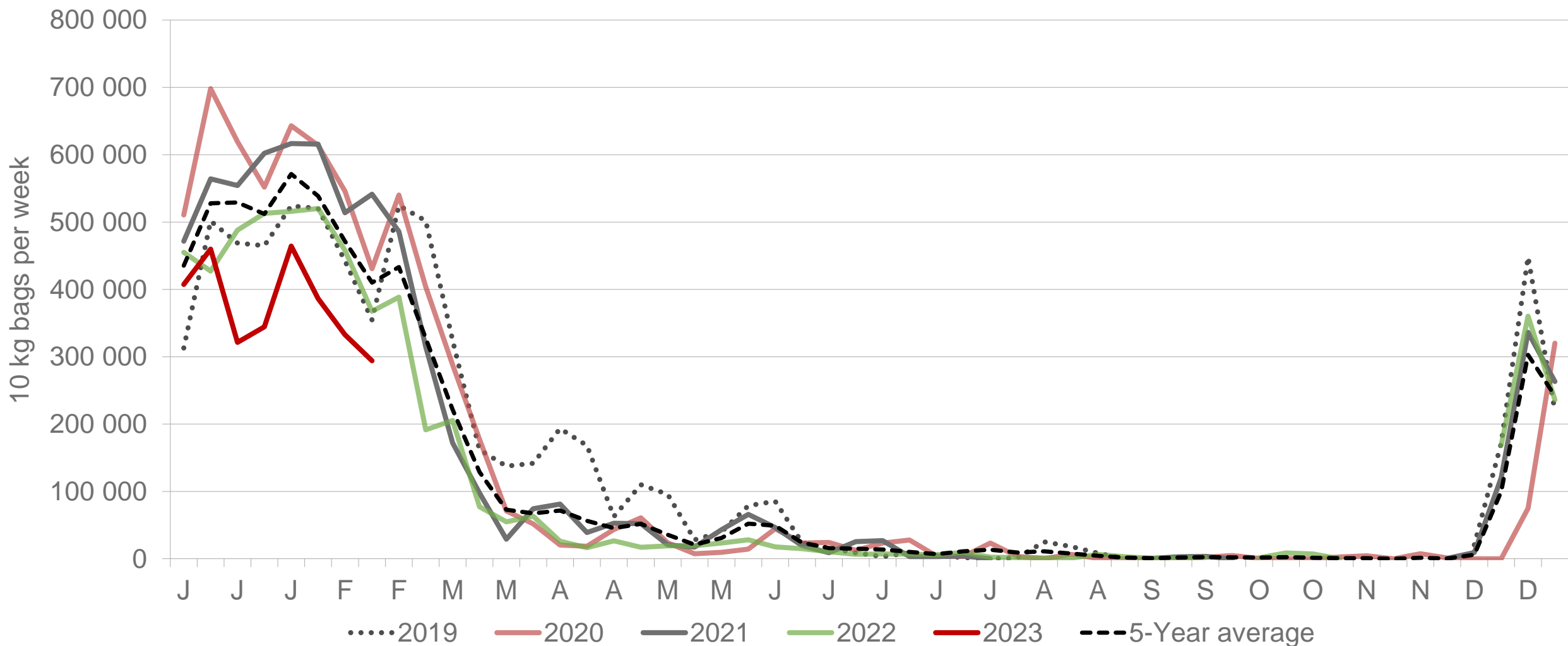
Data disclaimer: Potatoes SA does not take responsibility for the accuracy or interpretation of company data re-purposed by 3rd parties

Eastern Free State: Amount of 10 kg bags per week sold on FPMs (all classes)



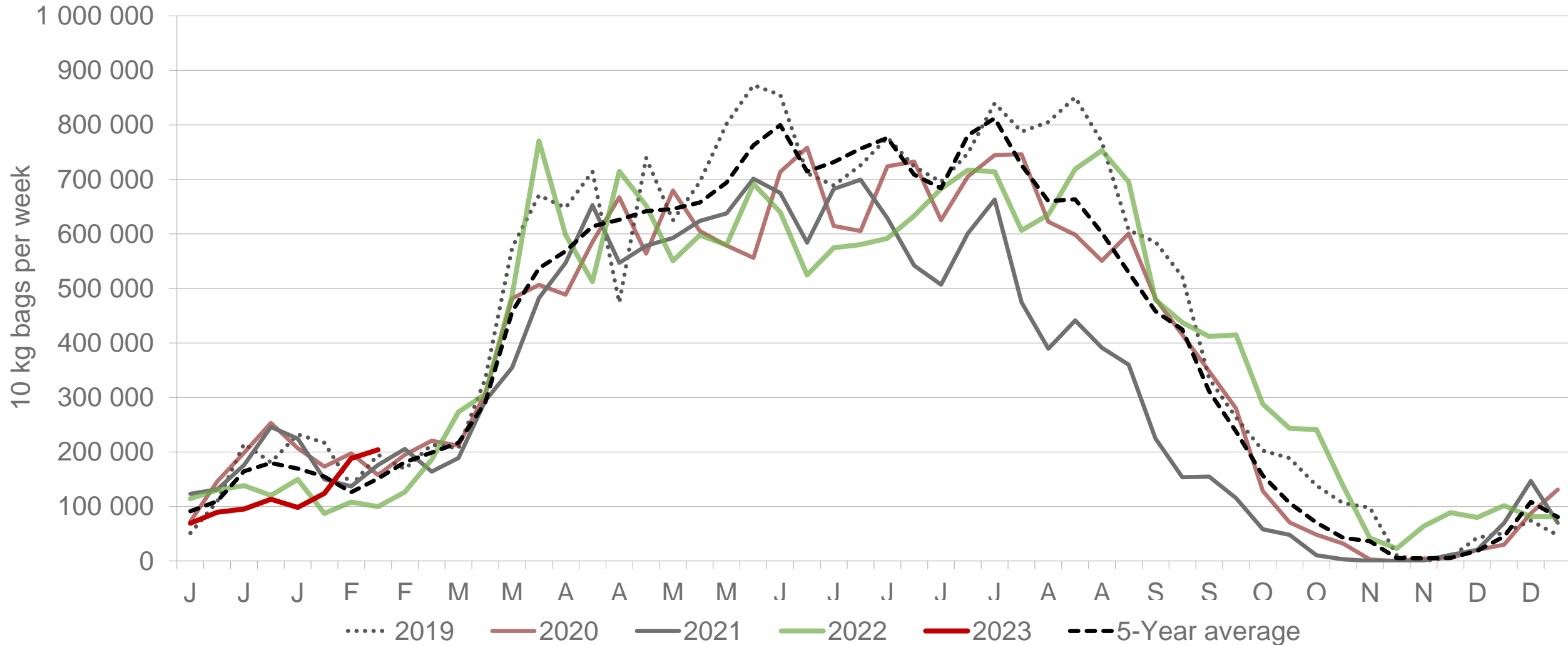
Sold 389 859 bags more than the **5-year average** (2018 to 2022) of the first eight weeks of each year.

South Western Free State: Amount of 10 kg bags per week sold on FPMs (all classes)



Sold 984 998 bags **less** than the **5-year average** (2018 to 2022) of the first eight weeks of each year.

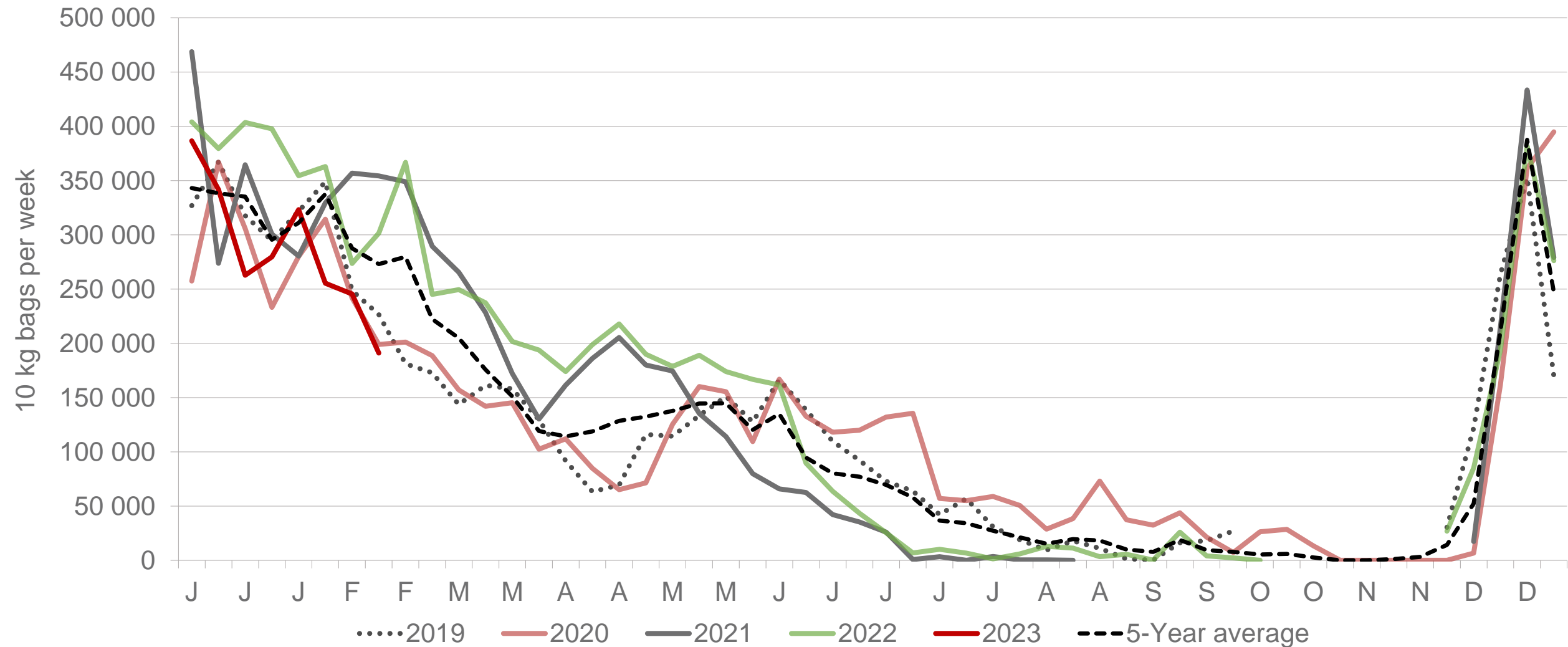
Western Free State : Amount of 10 kg bags per week sold on FPMs (all classes)



Sold 265 402 bags **less** than the **5-year average** (2018 to 2022) of the first eight weeks of each year.

Data disclaimer: Potatoes SA does not take responsibility for the accuracy or interpretation of company data re-purposed by 3rd parties

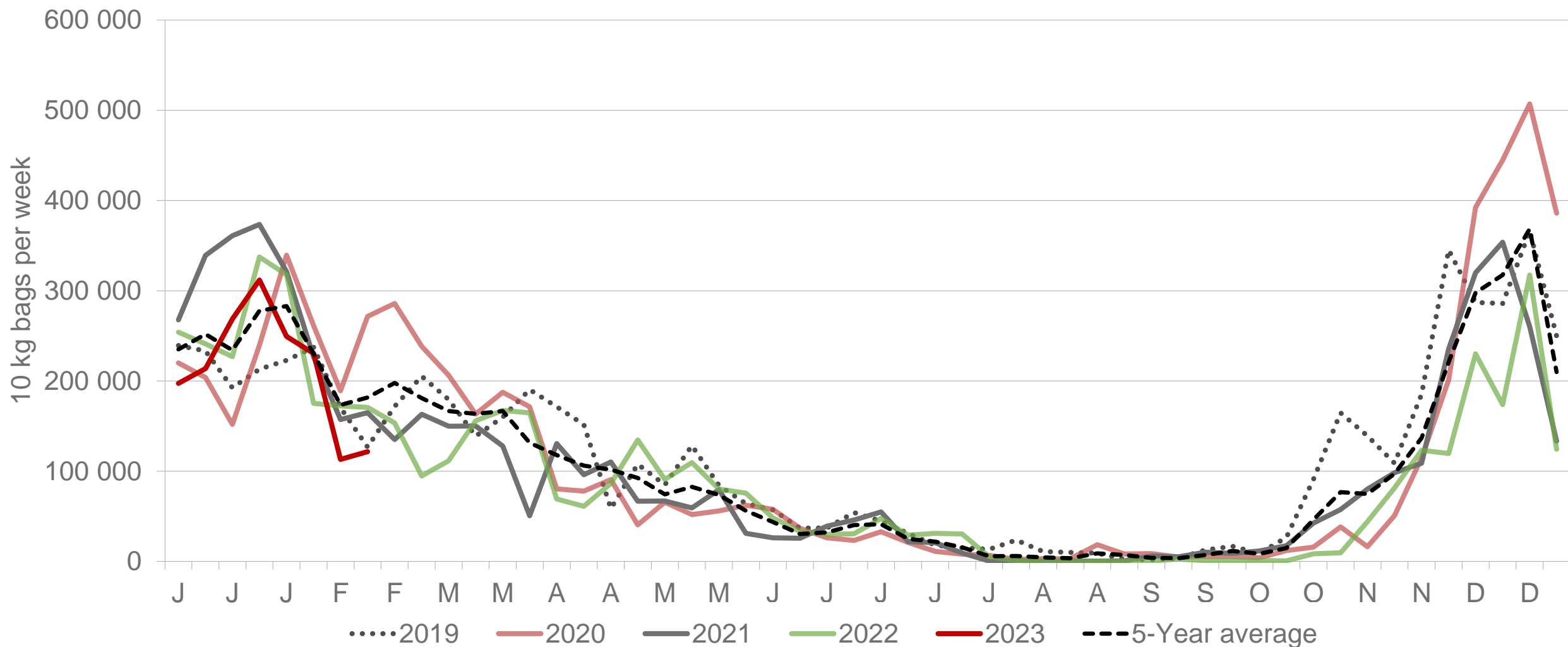
North West: Amount of 10 kg bags per week sold on FPMs (all classes)



Sold 235 139 bags **less** than the **5-year average** (2018 to 2022) of the first eight weeks of each year.

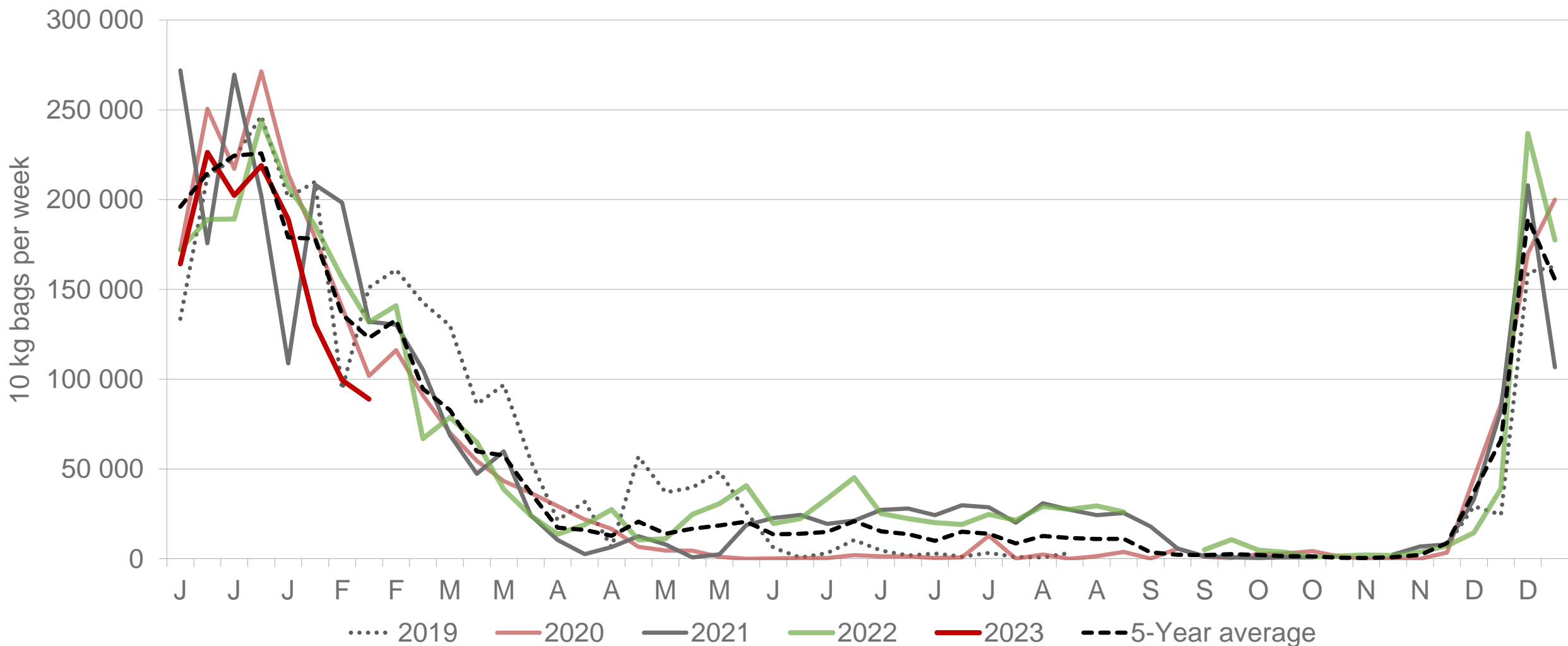
Data disclaimer: Potatoes SA does not take responsibility for the accuracy or interpretation of company data re-purposed by 3rd parties

KwaZulu-Natal: Amount of 10 kg bags per week sold on FPMs (all classes)



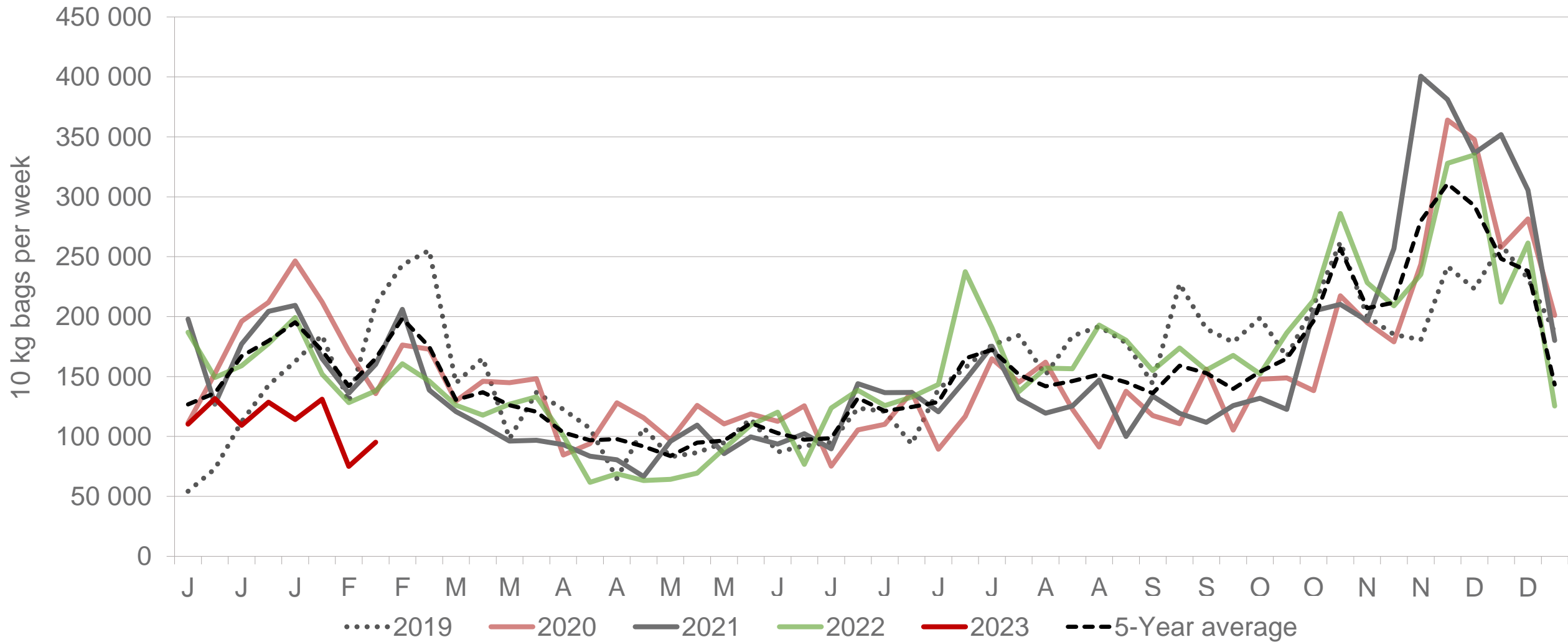
Sold 160 929 bags **less** than the **5-year average** (2018 to 2022) of the first eight weeks of each year.

Gauteng: Amount of 10 kg bags per week sold on FPMs (all classes)



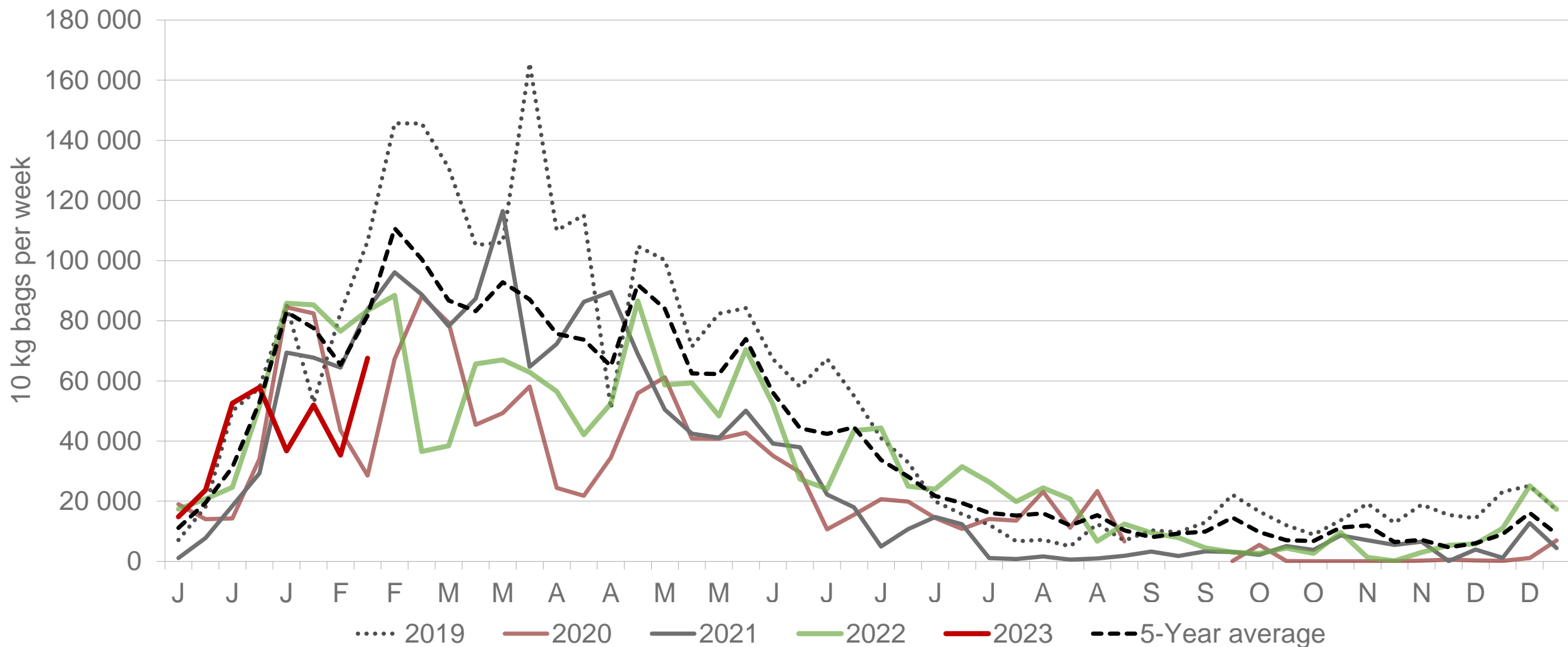
Sold 157 121 bags **less** than the **5-year average** (2018 to 2022) of the first eight weeks of each year.

Sandveld: Amount of 10 kg bags per week sold on FPMs (all classes)



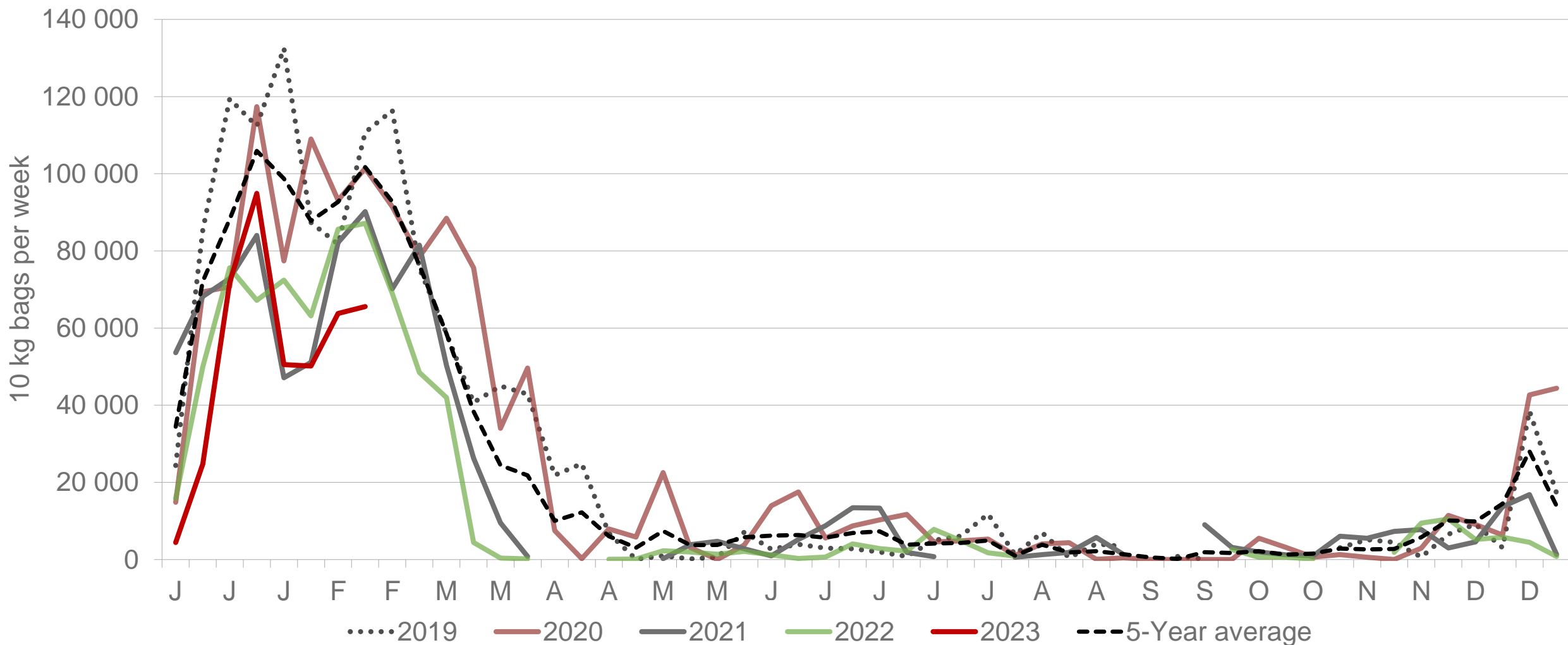
Sold 388 831 **less** than the **5-year average** (2018 to 2022) of the first eight weeks of each year.

North Eastern Cape: Amount of 10 kg bags per week sold on FPMs (all classes)



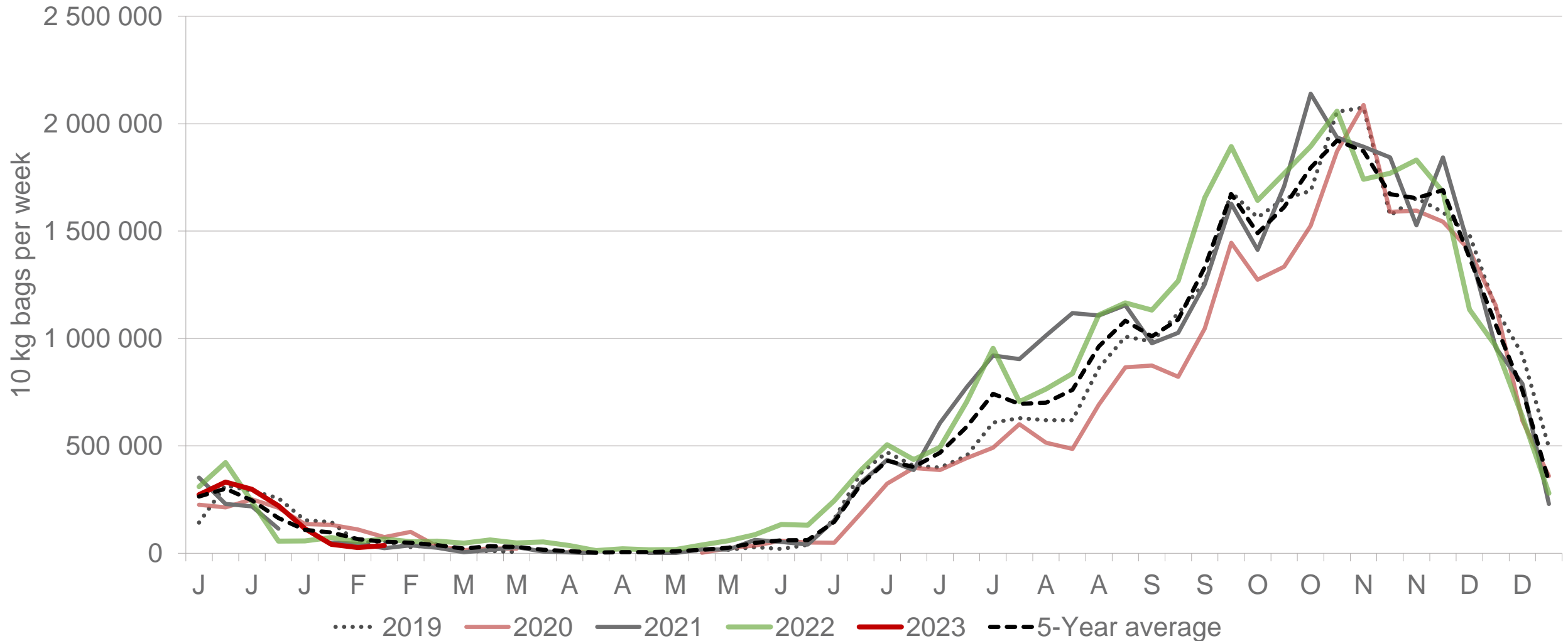
Sold 81 784 bags **less** than the **5-year average** (2018 to 2022) of the first eight weeks of each year.

Mpumalanga: Amount of 10 kg bags per week sold on FPMs (all classes)



Sold 255 628 bags **less** than the **5-year average** (2018 to 2022) of the first eight weeks of each year.

Limpopo: Amount of 10 kg bags per week sold on FPMs (all classes)



Sold 39 225 bags more than the **5-year average** (2018 to 2022) of the first eight weeks of each year.

Data disclaimer: Potatoes SA does not take responsibility for the accuracy or interpretation of company data re-purposed by 3rd parties

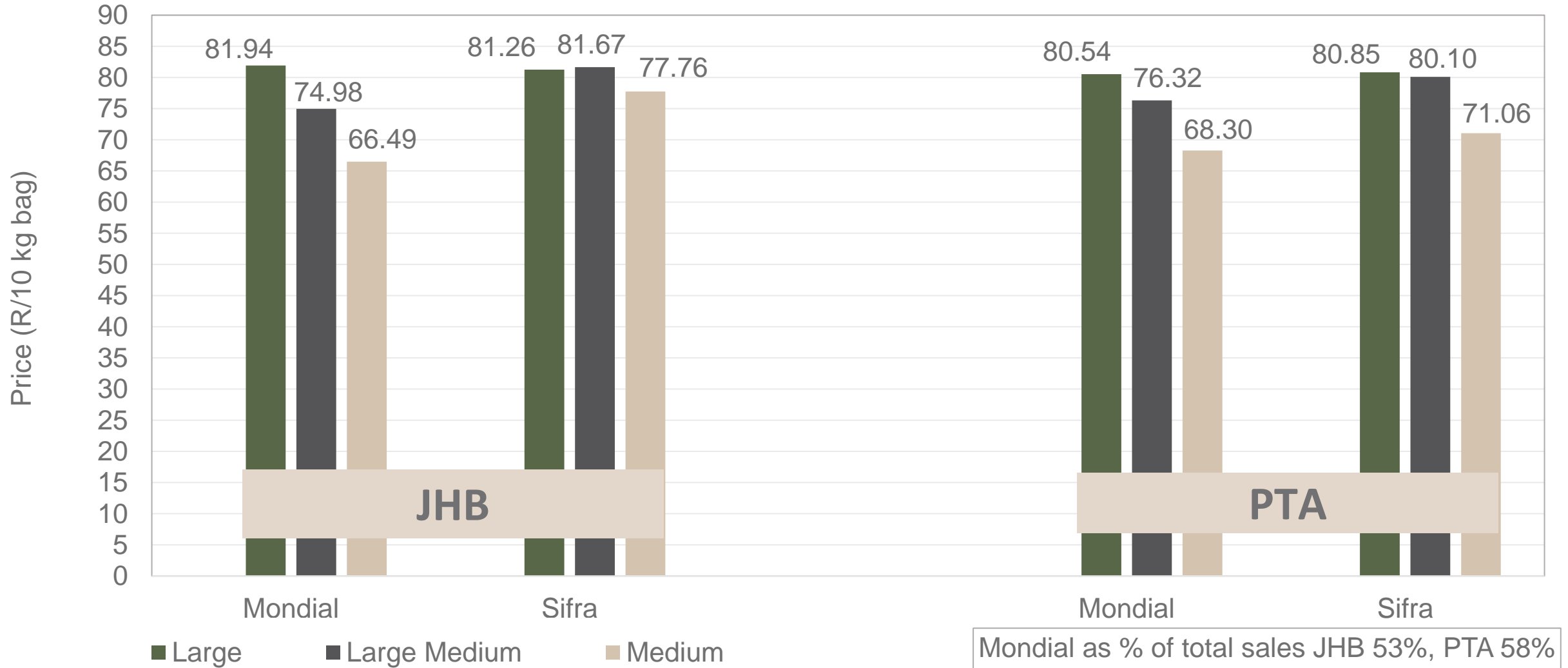
Average weekly prices and volumes for 10 kg bags of potatoes sold on selected markets from selected production regions



Klas & Grootte	Eastern Free State				South Western Freestate				Western Free State				North West				KwaZulu-Natal				Sandveld		All Regions	
	JOH		PRE		JOH		PRE		JOH		PRE		JOH		PRE		DUR		JOH		CAP		All Markets	
	Volume	Prices	Volume	Prices	Volume	Prices	Volume	Prices	Volume	Prices	Volume	Prices	Volume	Prices	Volume	Prices	Volume	Prices	Volume	Prices	Volume	Prices	Volume	Prices
	10kg	R/10kg	10kg	R/10kg	10kg	R/10kg	10kg	R/10kg	10kg	R/10kg	10kg	R/10kg	10kg	R/10kg	10kg	R/10kg	10kg	R/10kg	10kg	R/10kg	10kg	R/10kg	10kg	R/10kg
1L	62 518	79.98	20 518	83.75	12 856	78.09	6 461	79.83	14 101	76.49	2 376	81.53	11 345	80.09	2 431	84.28	8 528	82.66	15 861	85.55	5 595	82.33	279 265	79.26
1L/M	62 077	73.85	19 307	79.55	30 118	79.23	17 425	79.11	35 130	73.14	8 358	75.19	25 392	85.09	9 110	83.24	23 682	78.66	8 124	79.48	18 121	82.94	404 218	76.08
1M	34 801	67.50	13 769	71.45	19 004	75.87	14 042	73.69	27 721	66.68	3 749	65.27	15 956	83.79	5 766	82.96	10 738	78.36	3 148	80.76	33 026	79.33	342 190	71.31
1S	5 974	47.66	1 531	43.09	3 925	52.41	1 660	47.82	5 013	46.09	105	40.14	10 507	56.09	1 037	48.39	2 616	60.39	136	54.60	12 360	63.87	84 500	53.34
1S/M	10 412	57.97	3 779	61.47	9 072	63.73	4 090	60.72	6 925	57.66	357	56.83	8 848	66.02	1 451	64.93	1 322	65.53	552	65.38	1 603	54.06	97 662	60.91
1XL	3 960	75.39	-	-	-	-	-	-	-	-	-	-	-	-	-	-	-	-	-	-	-	-	3 960	75.39
1XS	770	30.29	-	-	2 210	50.34	-	-	291	44.83	-	-	2 648	64.28	-	-	-	-	223	39.93	-	-	8 122	47.43
1XXS	-	-	-	-	-	-	-	-	-	-	-	-	-	-	-	-	-	-	-	-	-	-	-	-
2L	21 650	60.86	9 565	77.24	435	70.97	1 708	69.90	1 509	71.80	1 403	79.24	2 653	69.43	5 701	67.54	1 443	73.58	1 964	71.30	994	76.25	92 428	67.71
2L/M	2 931	61.84	7 015	76.69	-	-	3 299	70.93	2 135	64.24	4 670	73.93	330	83.33	446	80.28	3 633	71.56	1 009	59.74	2 370	75.41	57 716	67.15
2M	8 489	56.03	4 481	65.14	511	54.73	1 924	69.10	710	52.34	4 197	63.91	2 370	61.86	110	80.00	1 900	60.95	1 012	58.51	6 971	67.71	70 215	59.89
2S	299	47.99	1 399	54.13	-	-	619	49.13	315	43.75	194	37.95	-	-	110	50.00	1 289	50.08	210	39.76	2 995	46.57	15 499	44.93
2S/M	1 724	47.81	956	54.76	-	-	330	55.09	426	33.59	220	51.31	-	-	183	67.61	-	-	-	-	256	55.14	14 223	51.48
2XL	-	-	-	-	-	-	-	-	-	-	-	-	-	-	-	-	-	-	-	-	-	-	-	-
2XS	-	-	-	-	-	-	-	-	-	-	-	-	-	-	-	-	-	-	-	-	-	-	622	24.24
2XXS	-	-	-	-	-	-	-	-	-	-	-	-	-	-	-	-	-	-	-	-	-	-	-	-
3L	15 901	56.37	6 745	57.85	583	56.72	1 872	54.78	550	54.07	480	68.79	1 194	63.29	-	-	100	64.00	-	-	-	-	48 074	55.68
3L/M	3 497	48.46	1 785	55.51	-	-	330	50.00	4 031	48.60	486	64.44	3 767	62.08	660	63.29	490	59.29	-	-	30	77.00	27 561	55.25
3M	10 657	43.87	5 285	52.81	6 088	46.67	2 968	40.94	2 817	50.25	769	57.96	4 495	59.15	1 210	56.55	951	53.23	330	43.33	2 548	41.06	58 957	47.26
3S/M	2 279	33.35	521	37.48	-	-	-	-	-	-	-	-	221	34.95	-	-	-	-	-	-	-	-	7 030	34.56
3XS	-	-	-	-	-	-	-	-	-	-	-	-	-	-	-	-	-	-	-	-	-	-	25	18.00
3XXS	-	-	-	-	-	-	-	-	-	-	-	-	-	-	-	-	-	-	-	-	-	-	-	-
4L	-	-	6 199	53.41	-	-	-	-	-	-	-	-	-	-	-	-	-	-	-	-	-	-	8 458	49.49
4L/M	-	-	442	56.60	-	-	-	-	-	-	302	53.50	-	-	-	-	-	-	-	-	-	-	2 559	40.13
4M	-	-	466	47.55	-	-	-	-	-	-	135	49.59	-	-	-	-	1 321	54.54	-	-	235	20.00	6 435	38.98
4S	-	-	109	17.41	-	-	-	-	-	-	-	-	-	-	-	-	-	-	-	-	-	-	169	18.33
4S/M	-	-	403	37.80	-	-	-	-	-	-	-	-	-	-	-	-	-	-	-	-	-	-	1 548	27.11
Total	247 939	67.86	104 746	70.93	84 802	71.97	58 291	70.52	102 197	66.86	27 801	70.73	89 726	74.57	28 863	75.74	58 600	74.72	32 569	79.57	94 445	71.72	1 654 043	68.40

Data disclaimer: Potatoes SA does not take responsibility for the accuracy or interpretation of company data re-purposed by 3rd parties

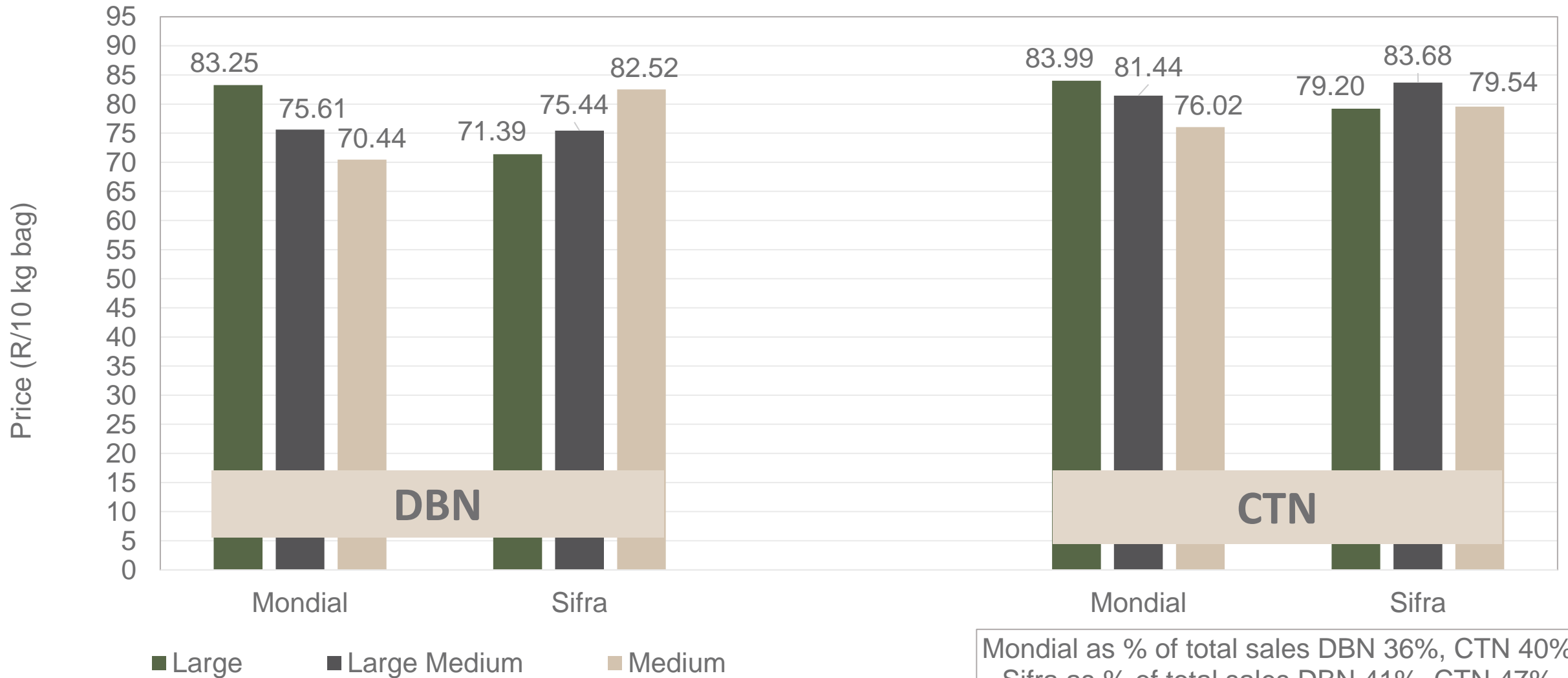
PTA & JHB markets: Average Prices - Different Sizes (only 10 kg bags)



Mondial as % of total sales JHB 53%, PTA 58%
 Sifra as % of total sales JHB 37%, PTA 32%

Data disclaimer: Potatoes SA does not take responsibility for the accuracy or interpretation of company data re-purposed by 3rd parties

DBN & CTN markets: Average Prices - Different Sizes (only 10 kg bags)



Hectares planted to date for season 2022 versus 2021

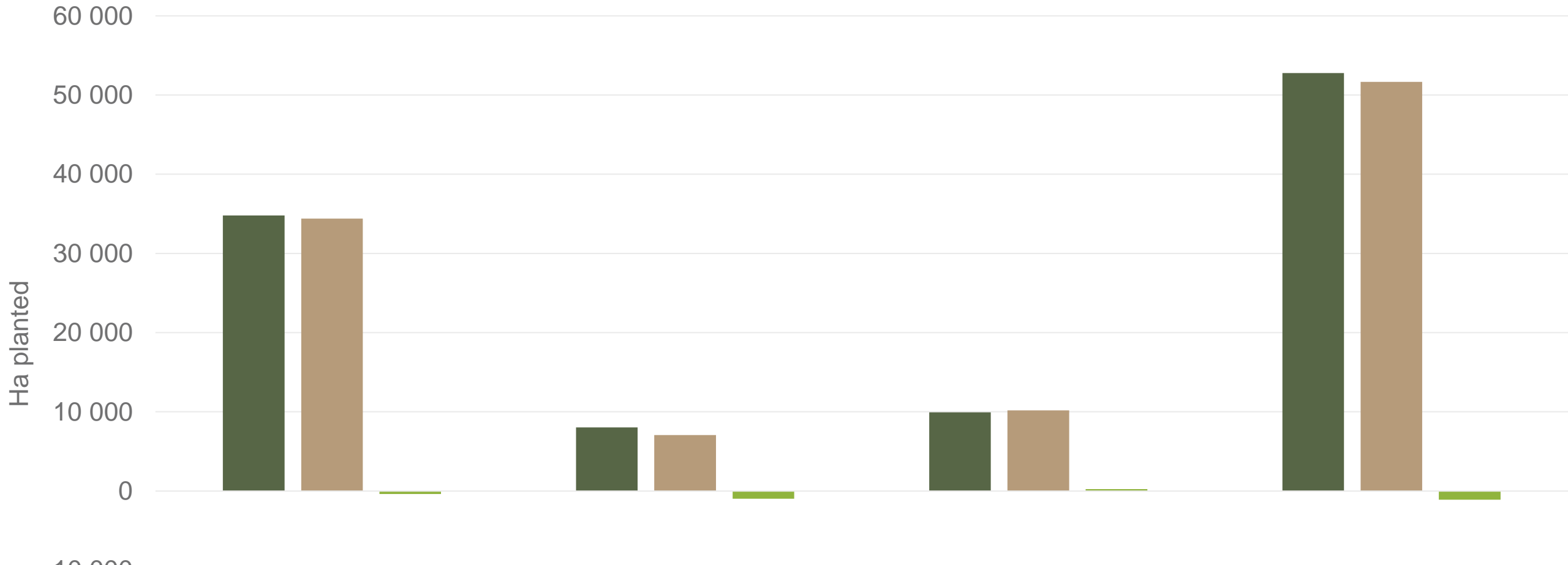


	Table	Process	Seed	Total
■ 2021	34 784	8 032	9 943	52 759
■ 2022	34 401	7 057	10 191	51 649
■ Changes	-383	-975	248	-1 110

Data disclaimer: Potatoes SA does not take responsibility for the accuracy or interpretation of company data re-purposed by 3rd parties

Hectares planted to date for season 2023 versus 2022

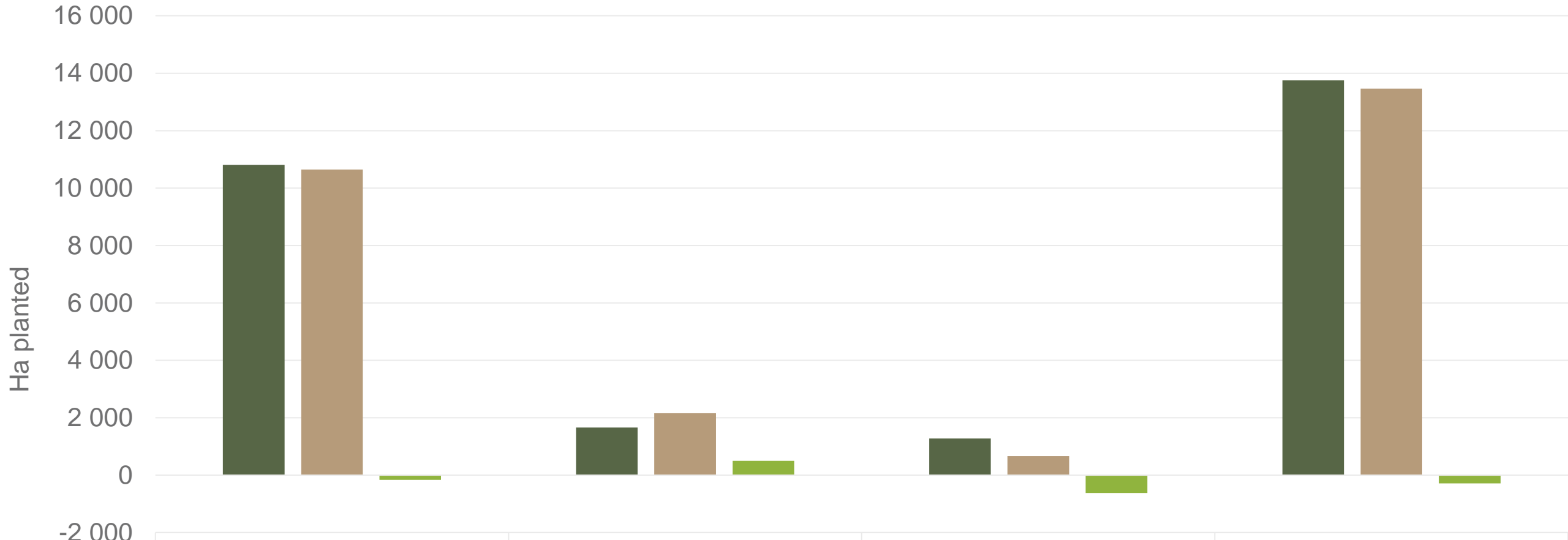



	Table	Process	Seed	Total
2022	10 810	1 657	1 281	13 748
2023	10 646	2 156	661	13 463
Changes	-164	498	-620	-285


Regions finished planting: Northern Cape early, North West main harvest, Eastern Free State main harvest* (Ha to be confirmed), Ceres main harvest and South Western Free State main harvest


Data disclaimer: Potatoes SA does not take responsibility for the accuracy or interpretation of company data re-purposed by 3rd parties


Thank you for your time

Feel free to contact us

 fpcoetzee@potatoes.co.za
dikgetho@potatoes.co.za

 +27 (0)12 349 1906

 6 De Havilland Crescent
Persequor Techno Park
Persequor Park
Pretoria

 www.potatoes.co.za



Potatoes
Aartappels SA