

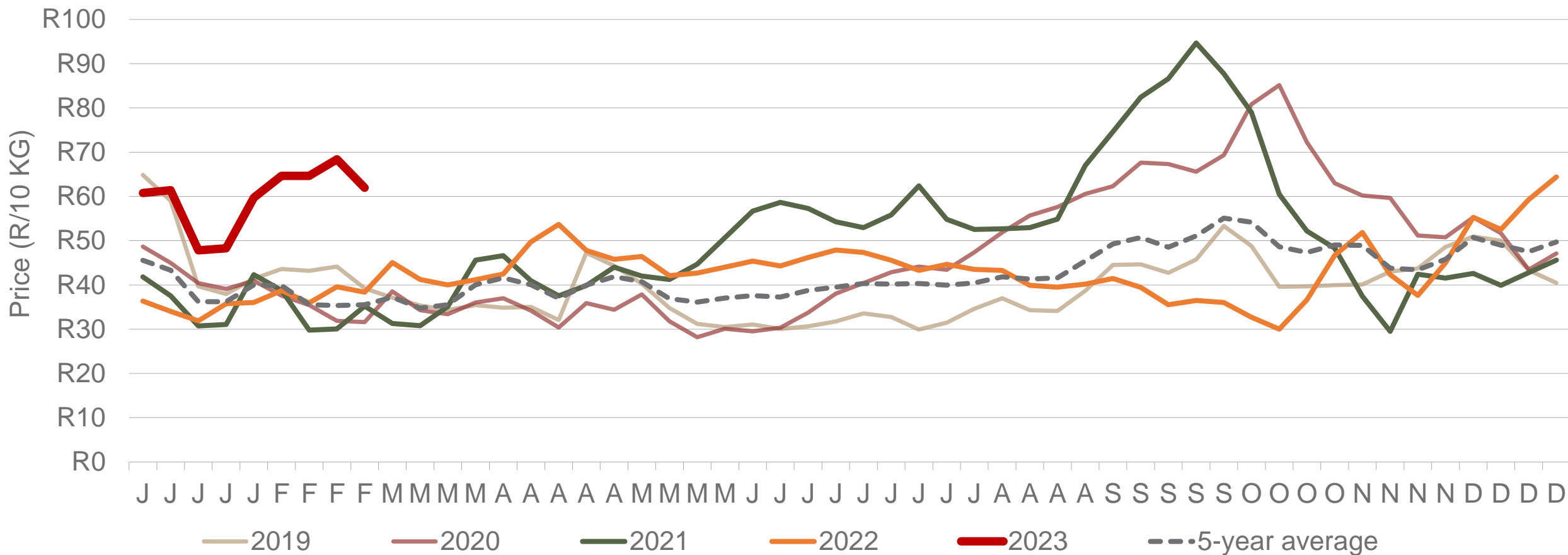


Potatoes SA  
Aartappels SA

# Weekly Market Information

03 March 2023



# Average weekly price – all markets & all classes



Number of bags sold

**30%**


(Week on Week)



Average weekly price

**9%**

(Week on week)



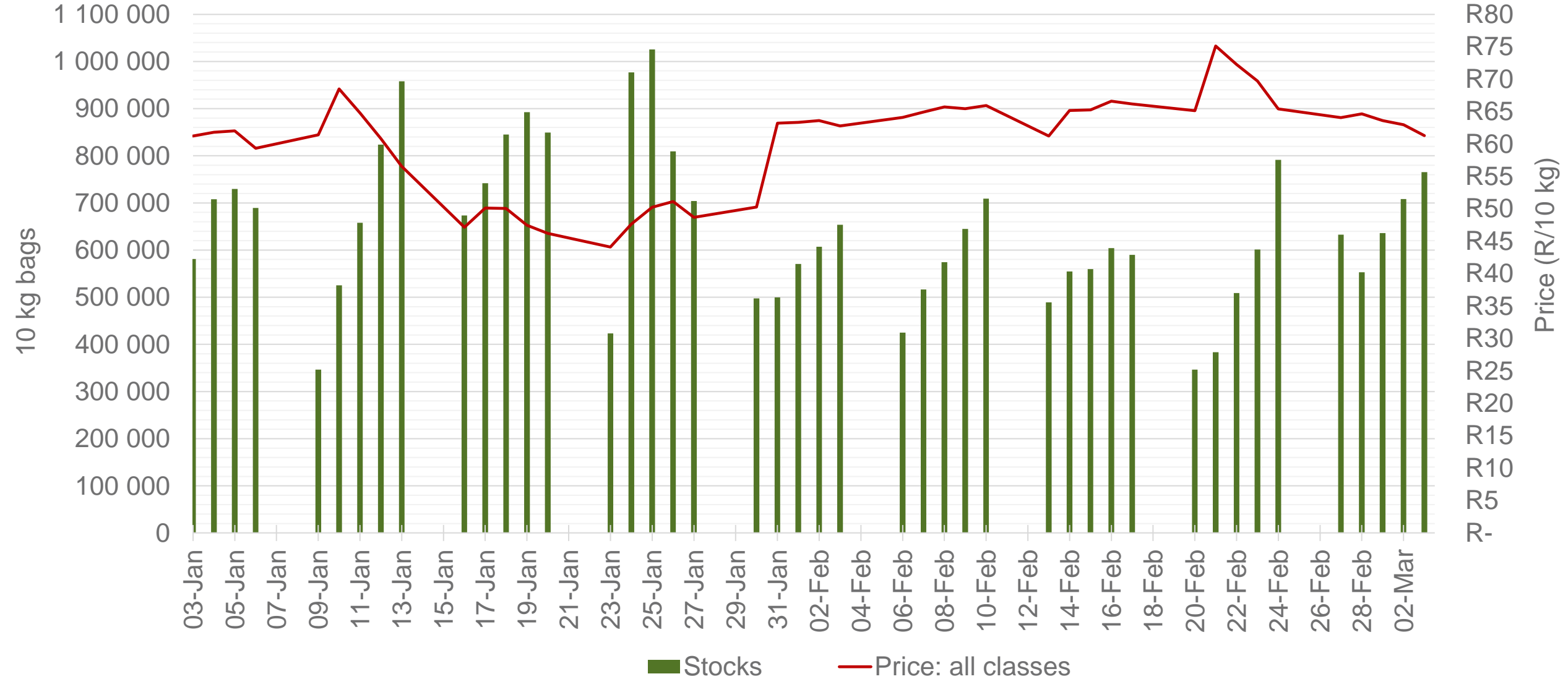
Data disclaimer: Potatoes SA does not take responsibility for the accuracy or interpretation of company data re-purposed by 3rd parties

# Cumulative total number of 10 kg bags sold on markets: First 9 weeks of the year 2023



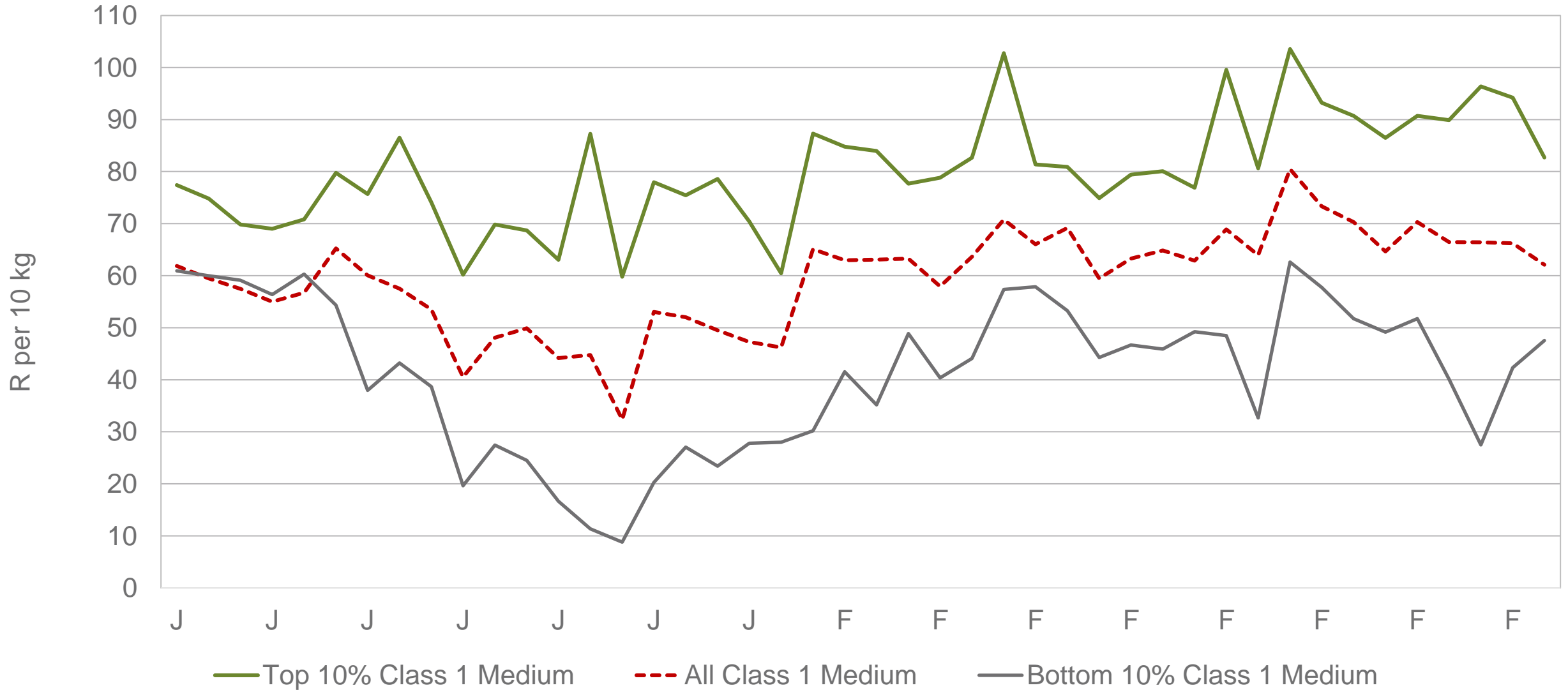
Sold 2 480 188 bags **less** than the **5-year average** (2018 to 2022) of the first nine weeks of each year

# RSA daily Price versus Daily Available stocks (all classes & all sizes)



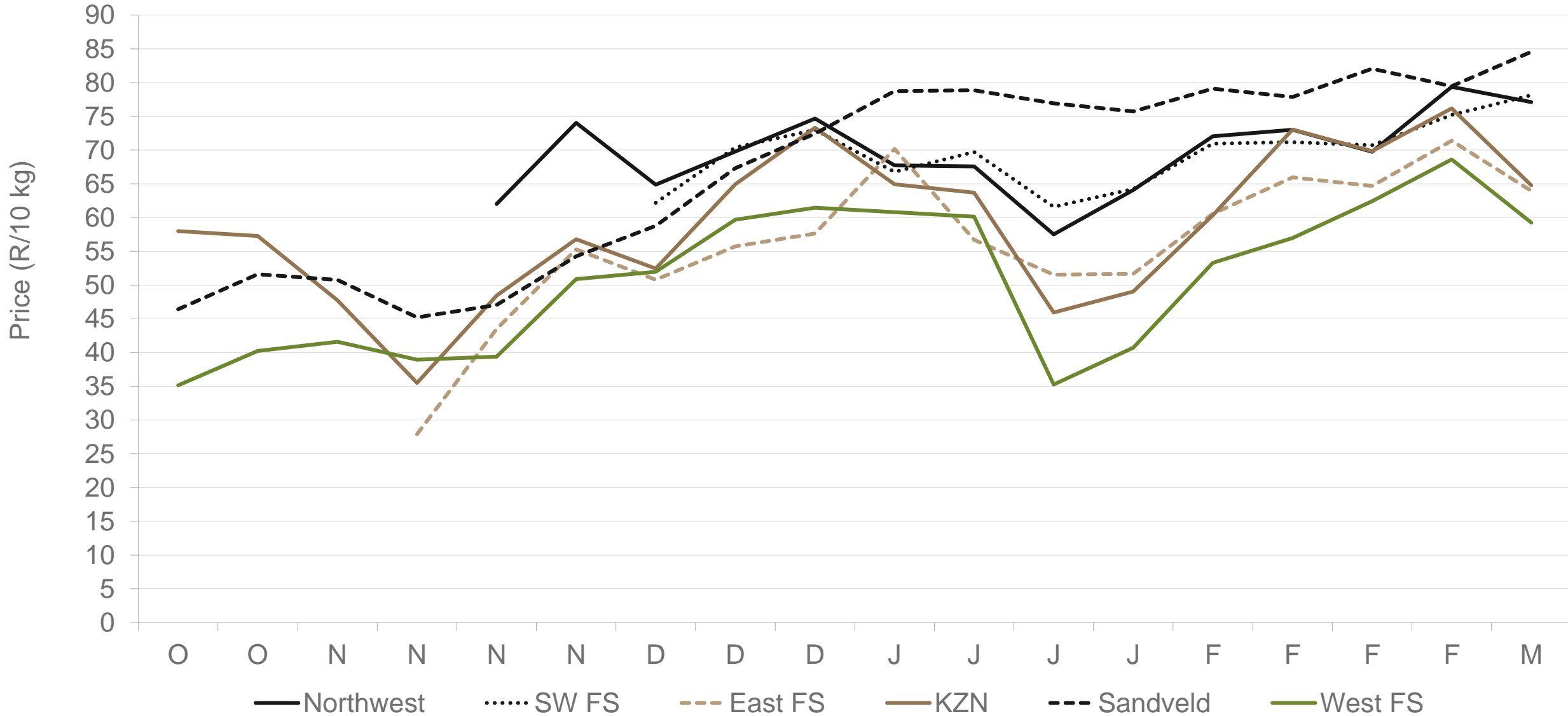
Data disclaimer: Potatoes SA does not take responsibility for the accuracy or interpretation of company data re-purposed by 3rd parties

# JHB market daily : Top 10% versus Bottom 10% prices – Class 1 Medium (Since January 2023)



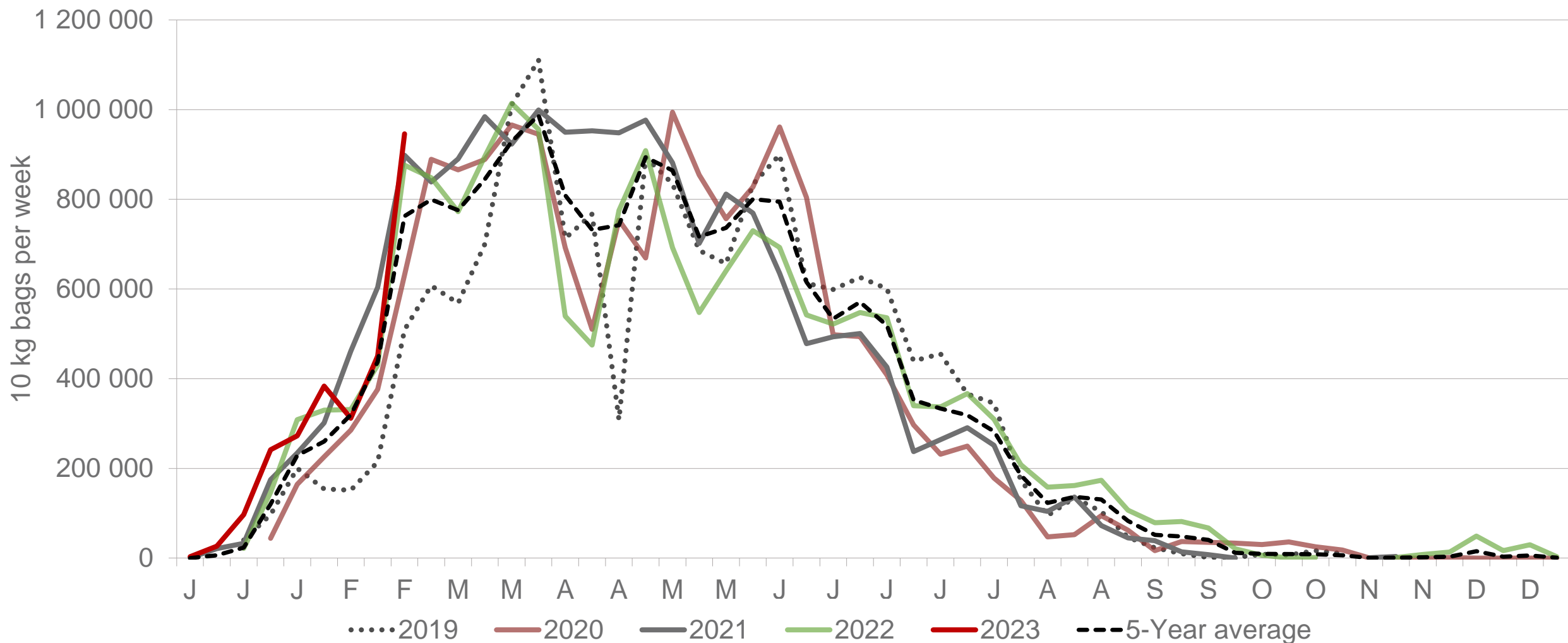
Data disclaimer: Potatoes SA does not take responsibility for the accuracy or interpretation of company data re-purposed by 3rd parties

# Average Class 1 Medium prices in regions



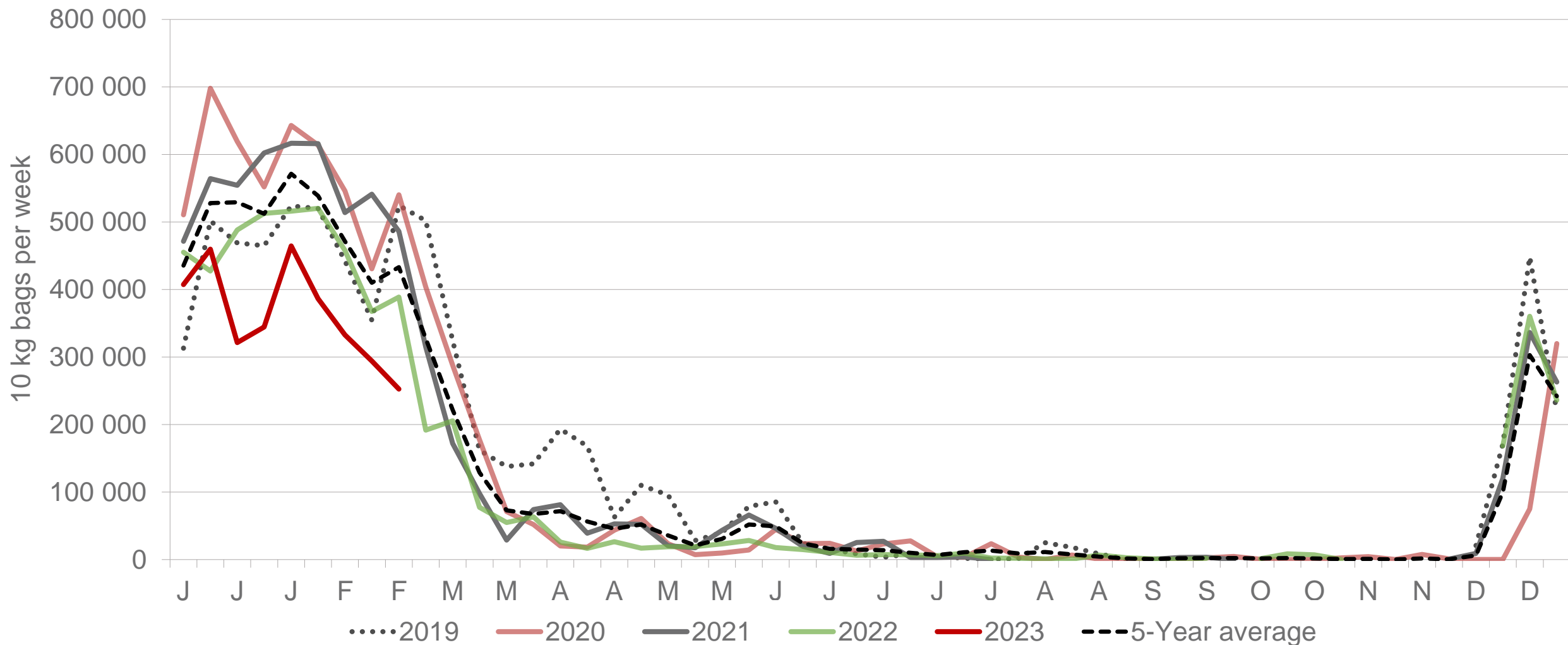
Data disclaimer: Potatoes SA does not take responsibility for the accuracy or interpretation of company data re-purposed by 3rd parties

# Eastern Free State: Amount of 10 kg bags per week sold on FPMs (all classes)



Sold 573 350 bags more than the **5-year average** (2018 to 2022) of the first nine weeks of each year.

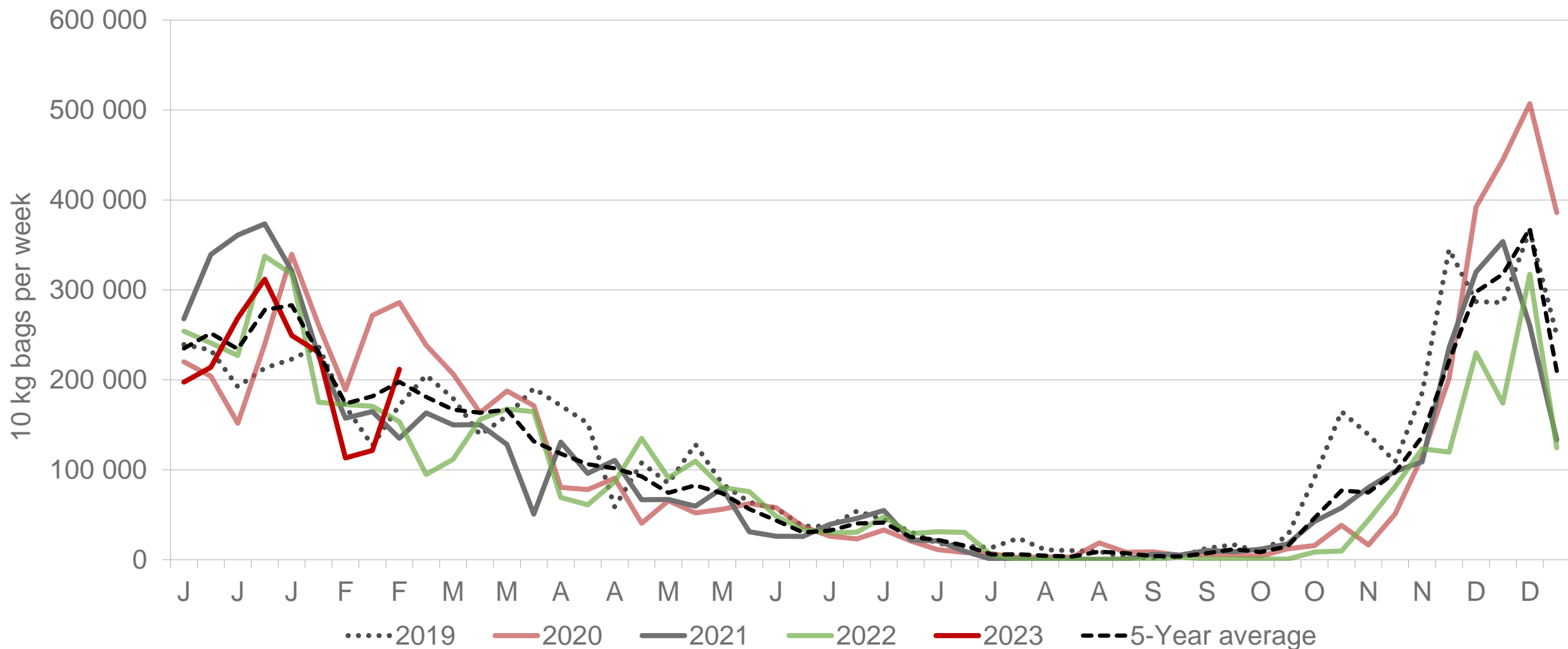
# South Western Free State: Amount of 10 kg bags per week sold on FPMs (all classes)



Sold 1 165 493 bags **less** than the **5-year average** (2018 to 2022) of the first nine weeks of each year.

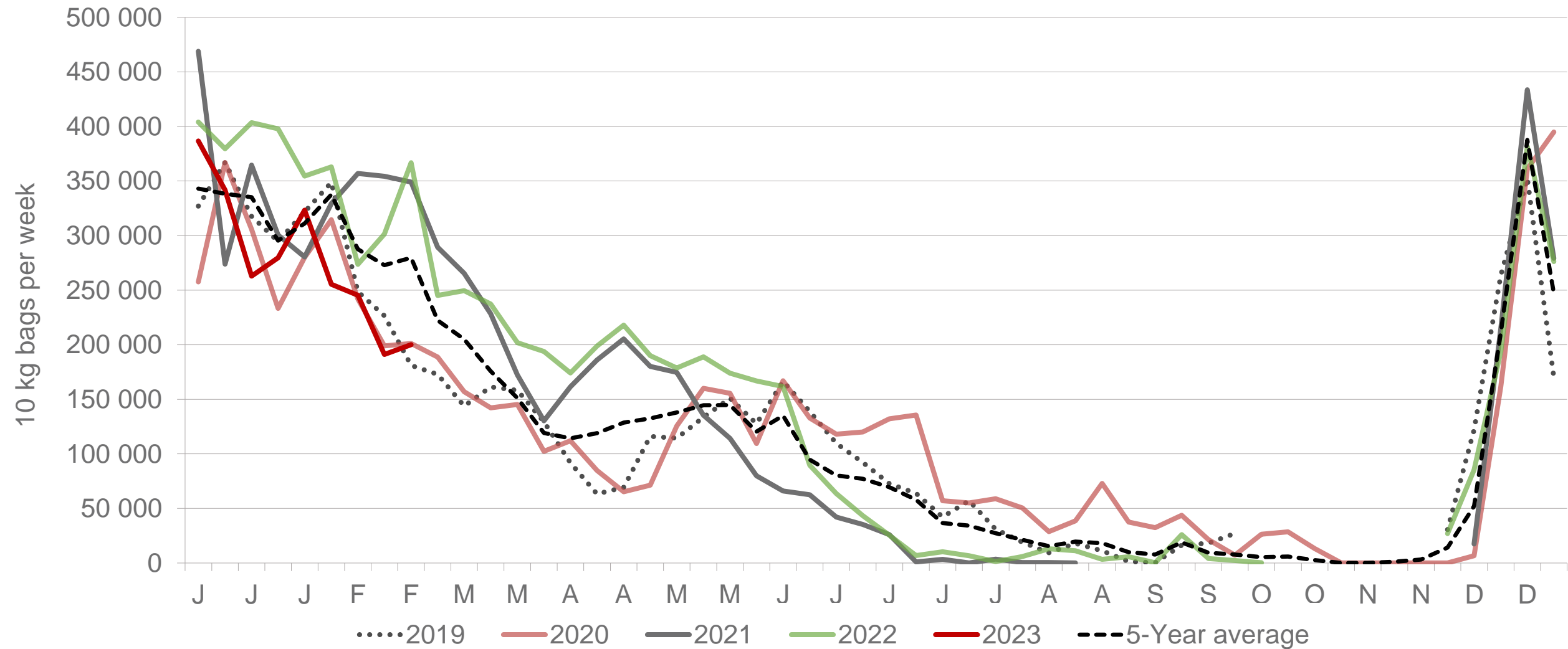


# KwaZulu-Natal: Amount of 10 kg bags per week sold on FPMs (all classes)



Sold 147 075 bags **less** than the **5-year average** (2018 to 2022) of the first nine weeks of each year.

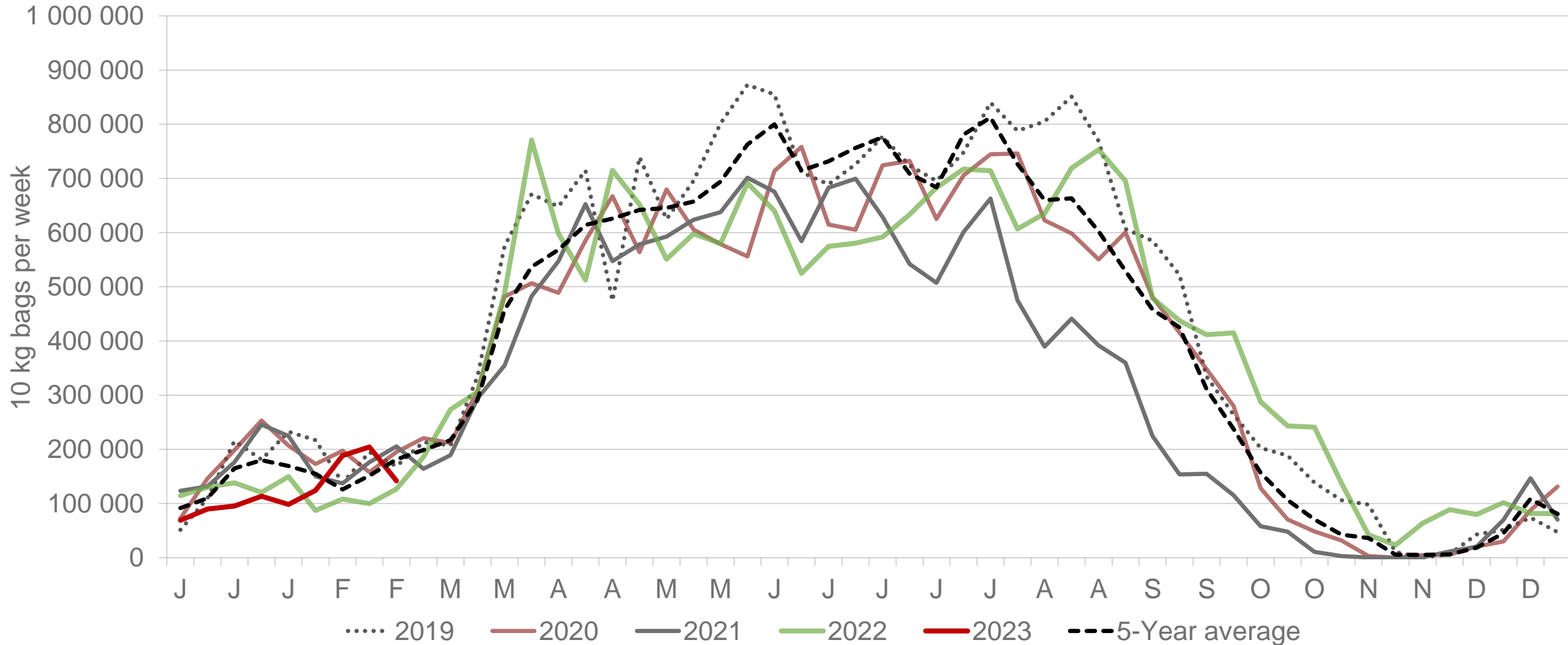
# North West: Amount of 10 kg bags per week sold on FPMs (all classes)



Sold 314 777 bags **less** than the **5-year average** (2018 to 2022) of the first nine weeks of each year.

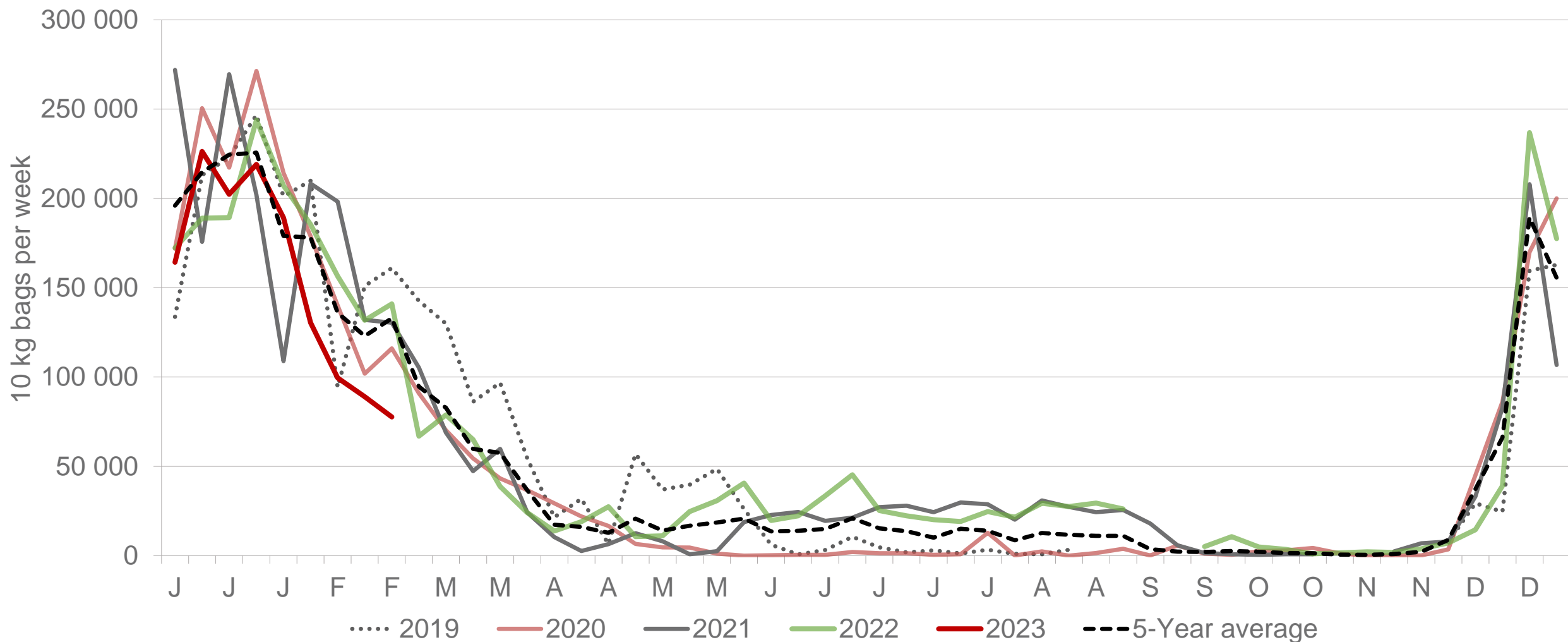
*Data disclaimer: Potatoes SA does not take responsibility for the accuracy or interpretation of company data re-purposed by 3rd parties*

# Western Free State : Amount of 10 kg bags per week sold on FPMs (all classes)



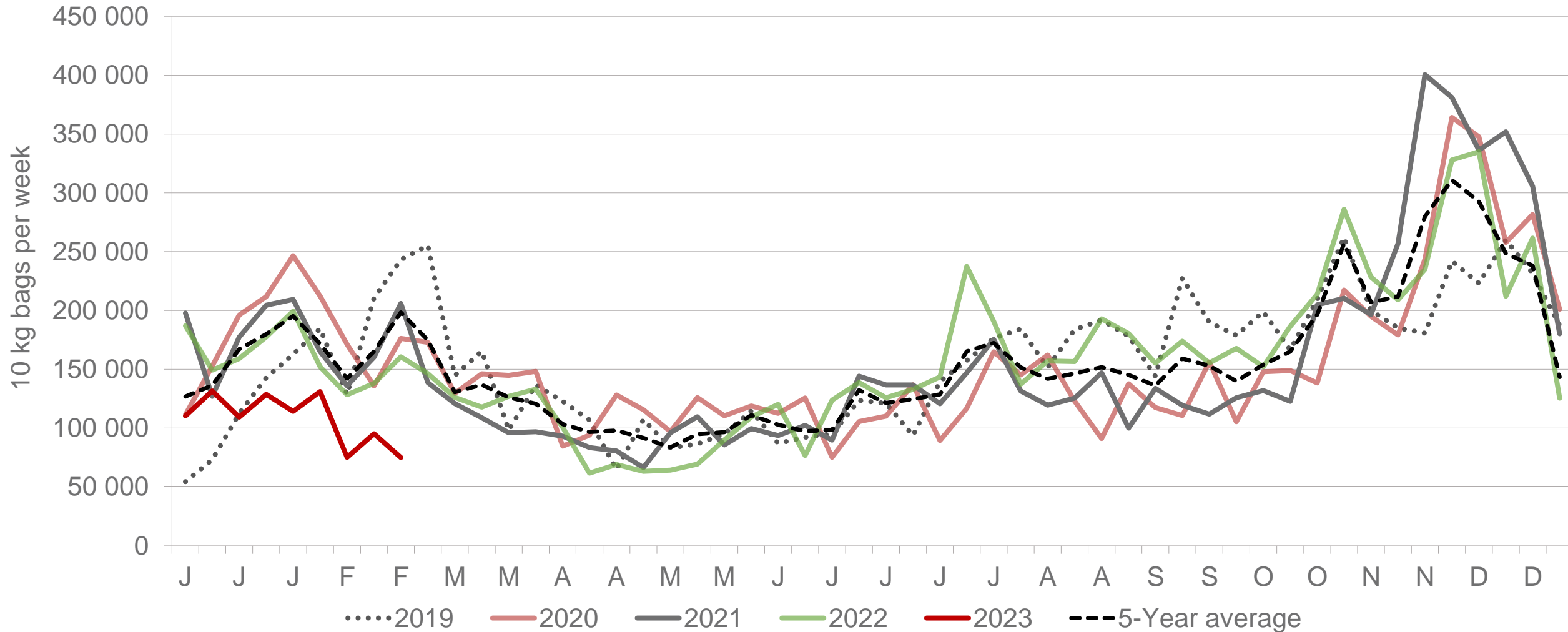
Sold 309 847 bags **less** than the **5-year average** (2018 to 2022) of the first nine weeks of each year.

# Gauteng: Amount of 10 kg bags per week sold on FPMs (all classes)



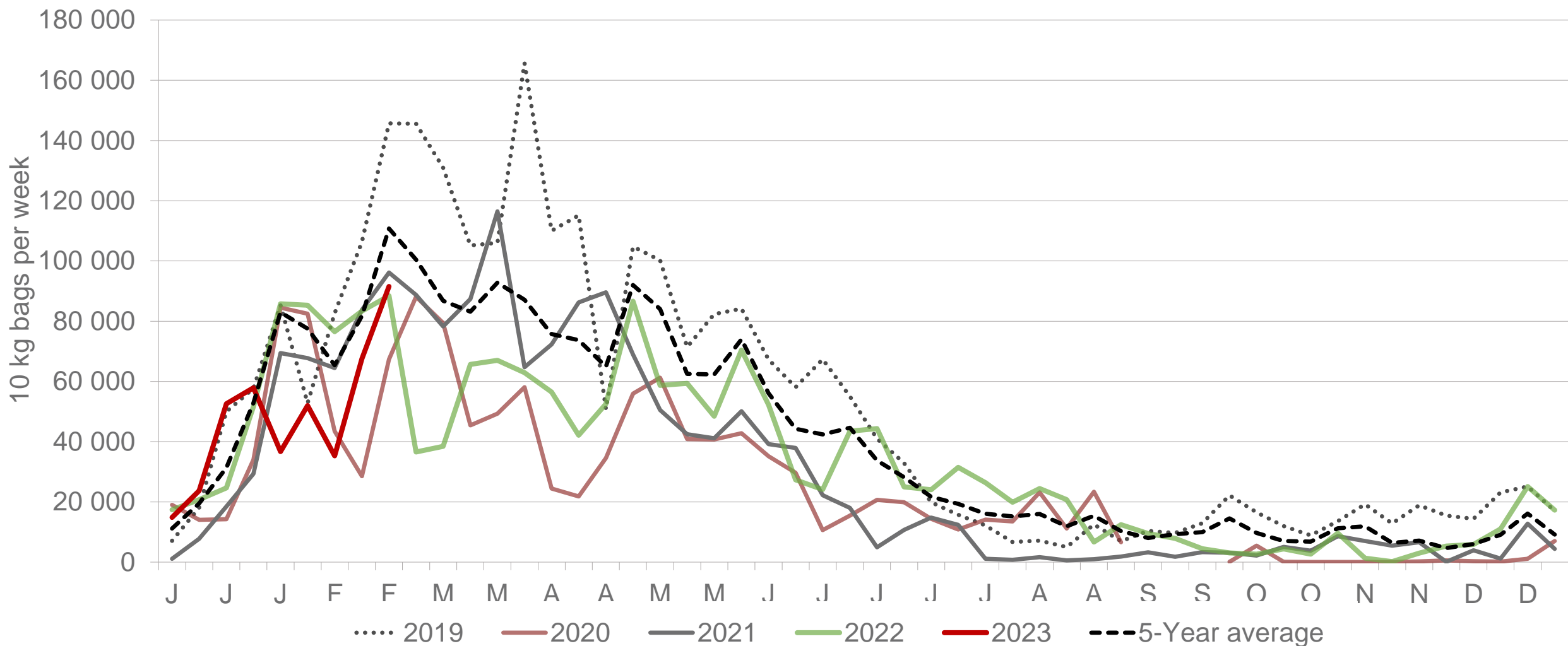
Sold 212 421 bags **less** than the **5-year average** (2018 to 2022) of the first nine weeks of each year.

# Sandveld: Amount of 10 kg bags per week sold on FPMs (all classes)



Sold 512 194 **less** than the **5-year average** (2018 to 2022) of the first nine weeks of each year.

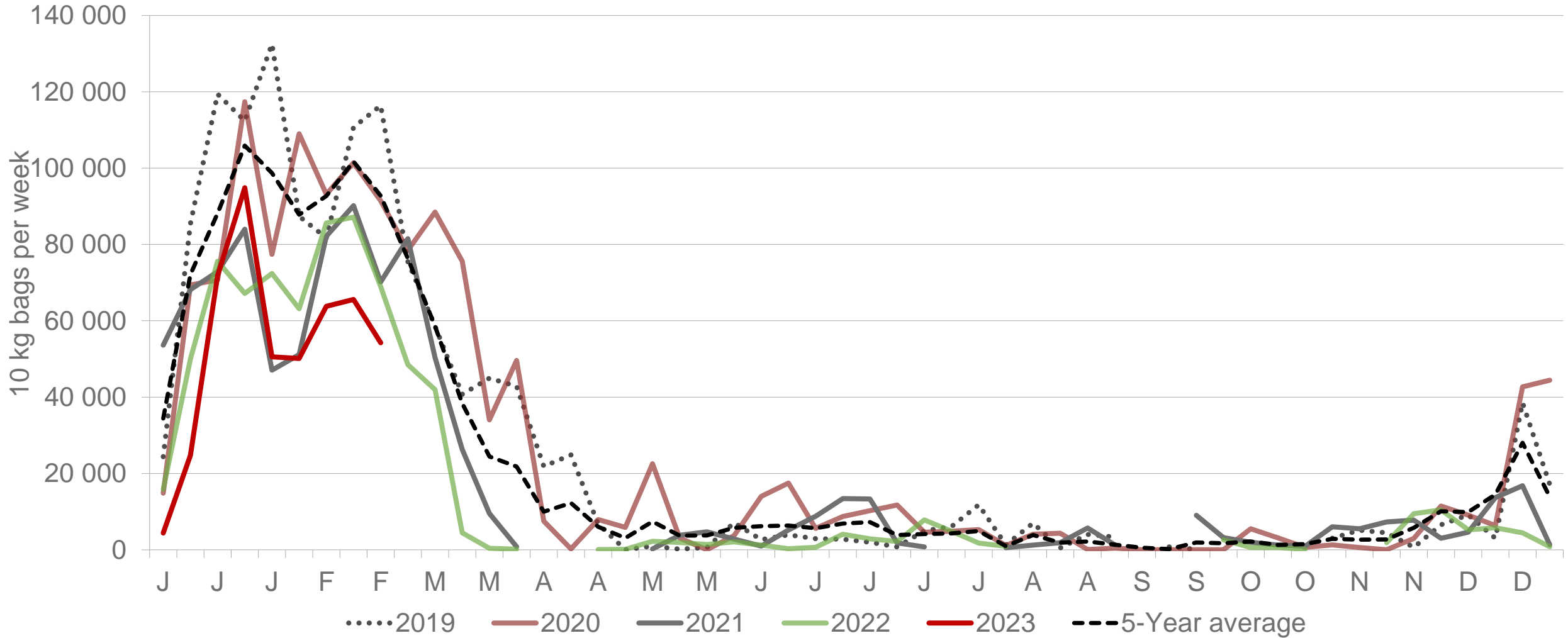
# North Eastern Cape: Amount of 10 kg bags per week sold on FPMs (all classes)



Sold 101 059 bags **less** than the **5-year average** (2018 to 2022) of the first nine weeks of each year.

*Data disclaimer: Potatoes SA does not take responsibility for the accuracy or interpretation of company data re-purposed by 3rd parties*

# Mpumalanga: Amount of 10 kg bags per week sold on FPMs (all classes)



Sold 294 179 bags less than the **5-year average** (2018 to 2022) of the first nine weeks of each year.

# Average weekly prices and volumes for 10 kg bags of potatoes sold on selected markets from selected production regions

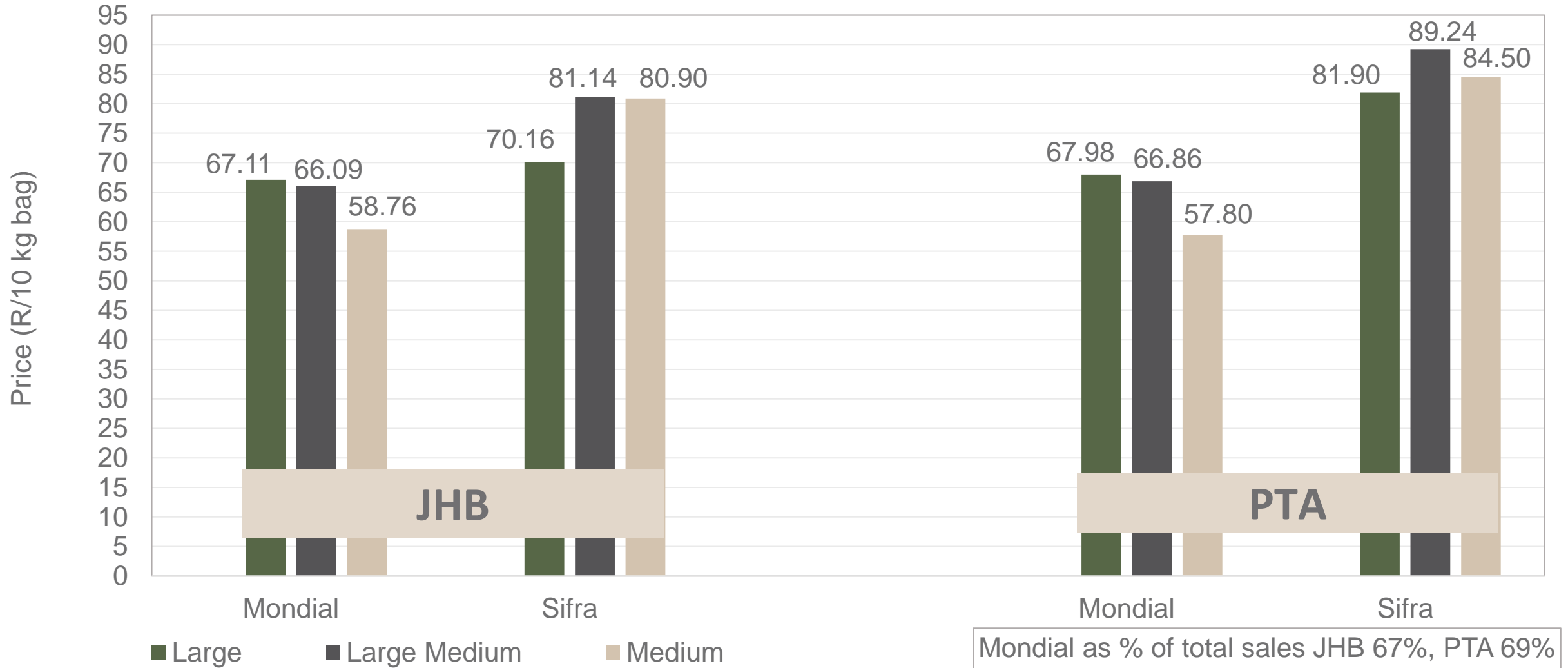


Klas & Grootte	Eastern Free State				South Western Freestate				KwaZulu-Natal				North West				Western Free State				Sandveld		All Regions	
	JOH		PRE		JOH		PRE		DUR		JOH		JOH		PRE		JOH		PRE		CAP		All Markets	
	Volume	Prices	Volume	Prices	Volume	Prices	Volume	Prices	Volume	Prices	Volume	Prices	Volume	Prices	Volume	Prices	Volume	Prices	Volume	Prices	Volume	Prices	Volume	Prices
	10kg	R/10kg	10kg	R/10kg	10kg	R/10kg	10kg	R/10kg	10kg	R/10kg	10kg	R/10kg	10kg	R/10kg	10kg	R/10kg	10kg	R/10kg	10kg	R/10kg	10kg	R/10kg	10kg	R/10kg
1L	141 089	67.31	58 719	68.23	7 562	70.66	4 426	73.45	18 434	68.23	23 103	70.80	14 446	68.24	4 454	76.68	13 043	65.57	2 741	68.46	3 616	92.56	478 476	67.99
1L/M	88 527	67.29	39 074	68.15	32 433	81.61	11 398	83.50	40 408	67.55	17 399	67.05	15 733	82.25	8 356	86.90	26 481	61.88	5 027	71.46	9 636	90.10	475 033	70.45
1M	53 455	61.57	16 633	60.92	10 185	78.75	8 418	79.65	13 613	68.43	8 322	61.21	14 867	80.50	9 551	85.53	14 034	57.45	1 131	63.91	22 186	83.36	350 932	67.94
1S	12 177	40.93	2 507	37.92	2 181	42.22	1 453	40.63	3 176	53.09	1 554	45.63	13 235	54.84	1 157	49.75	7 023	39.66	5	15.20	11 360	69.07	107 667	48.45
1S/M	14 054	49.32	7 897	52.45	8 714	63.27	6 227	56.42	77	36.94	264	59.10	5 967	66.11	1 148	61.44	6 439	47.34	110	60.00	2 230	73.95	116 291	54.34
1XL	6 835	68.36	-	-	-	-	-	-	-	-	4 804	64.97	-	-	-	-	-	-	-	-	-	-	11 639	66.96
1XS	1 738	28.01	-	-	794	51.22	-	-	-	-	317	28.79	4 360	63.75	-	-	549	27.10	-	-	-	-	9 909	45.79
1XXS	-	-	-	-	-	-	-	-	-	-	-	-	-	-	-	-	-	-	-	-	-	-	-	-
2L	39 172	53.79	22 614	63.00	200	70.00	2 998	65.75	2 989	63.47	2 598	56.89	1 623	63.57	3 725	66.04	727	55.26	1 255	58.15	933	77.79	134 283	58.98
2L/M	8 631	58.76	8 943	59.10	-	-	1 902	62.38	10 231	61.98	1 111	53.42	1 430	74.38	1 354	76.21	2 264	51.49	1 895	65.71	3 220	79.42	81 818	61.11
2M	11 982	51.01	6 399	55.56	949	37.54	1 087	60.97	2 624	51.58	1 061	45.28	4 127	69.48	693	68.22	959	48.01	1 191	45.18	6 657	71.46	90 447	54.68
2S	2 681	36.68	2 742	37.76	-	-	678	44.15	1 573	37.96	557	39.14	-	-	214	45.32	990	30.88	26	25.38	1 956	50.22	20 637	39.07
2S/M	909	49.06	3 014	44.72	-	-	219	55.54	10	50.00	-	-	-	-	-	-	278	37.91	-	-	1 791	63.84	20 122	46.11
2XL	-	-	-	-	-	-	-	-	-	-	-	-	-	-	-	-	-	-	-	-	-	-	-	-
2XS	550	27.00	-	-	-	-	-	-	-	-	-	-	-	-	-	-	-	-	-	-	-	-	2 194	23.26
2XXS	-	-	-	-	-	-	-	-	-	-	-	-	-	-	-	-	-	-	-	-	-	-	-	-
3L	22 460	46.44	13 222	47.72	469	51.34	1 639	58.71	-	-	-	-	108	47.87	59	65.24	1 278	42.00	70	39.41	-	-	68 980	47.32
3L/M	17 538	41.62	4 661	59.75	-	-	-	-	454	54.51	-	-	6 937	59.87	554	64.53	706	38.13	557	50.96	39	80.00	44 998	49.94
3M	11 408	39.00	4 283	40.31	6 196	39.35	2 714	37.90	1 397	43.92	660	38.33	3 410	57.33	727	58.41	1 724	29.83	184	38.12	1 940	40.33	64 376	39.80
3S/M	1 377	31.31	1 269	28.98	110	30.00	-	-	-	-	-	-	-	-	-	-	-	-	-	-	-	-	7 260	34.65
3XS	-	-	-	-	-	-	-	-	-	-	-	-	-	-	-	-	-	-	-	-	-	-	188	17.66
3XXS	-	-	-	-	-	-	-	-	-	-	-	-	-	-	-	-	-	-	-	-	-	-	-	-
4L	-	-	7 599	46.95	-	-	-	-	-	-	-	-	-	-	-	-	-	-	-	-	-	-	15 594	38.56
4L/M	-	-	618	50.00	-	-	-	-	-	-	-	-	-	-	-	-	-	-	353	34.90	-	-	2 600	47.23
4M	-	-	2 057	28.87	-	-	-	-	1 246	42.06	-	-	-	-	-	-	-	-	195	35.63	960	40.61	11 533	37.12
4S	-	-	-	-	-	-	-	-	-	-	-	-	-	-	-	-	-	-	-	-	240	30.92	240	30.92
4S/M	-	-	-	-	-	-	-	-	-	-	-	-	-	-	-	-	-	-	-	-	-	-	80	2.00
Total	434 583	60.05	202 658	60.76	69 793	71.47	43 679	69.17	97 434	64.50	61 750	65.13	86 243	69.42	32 585	77.96	76 511	55.87	14 740	63.45	74 867	73.45	2 143 125	61.95

Data disclaimer: Potatoes SA does not take responsibility for the accuracy or interpretation of company data re-purposed by 3rd parties



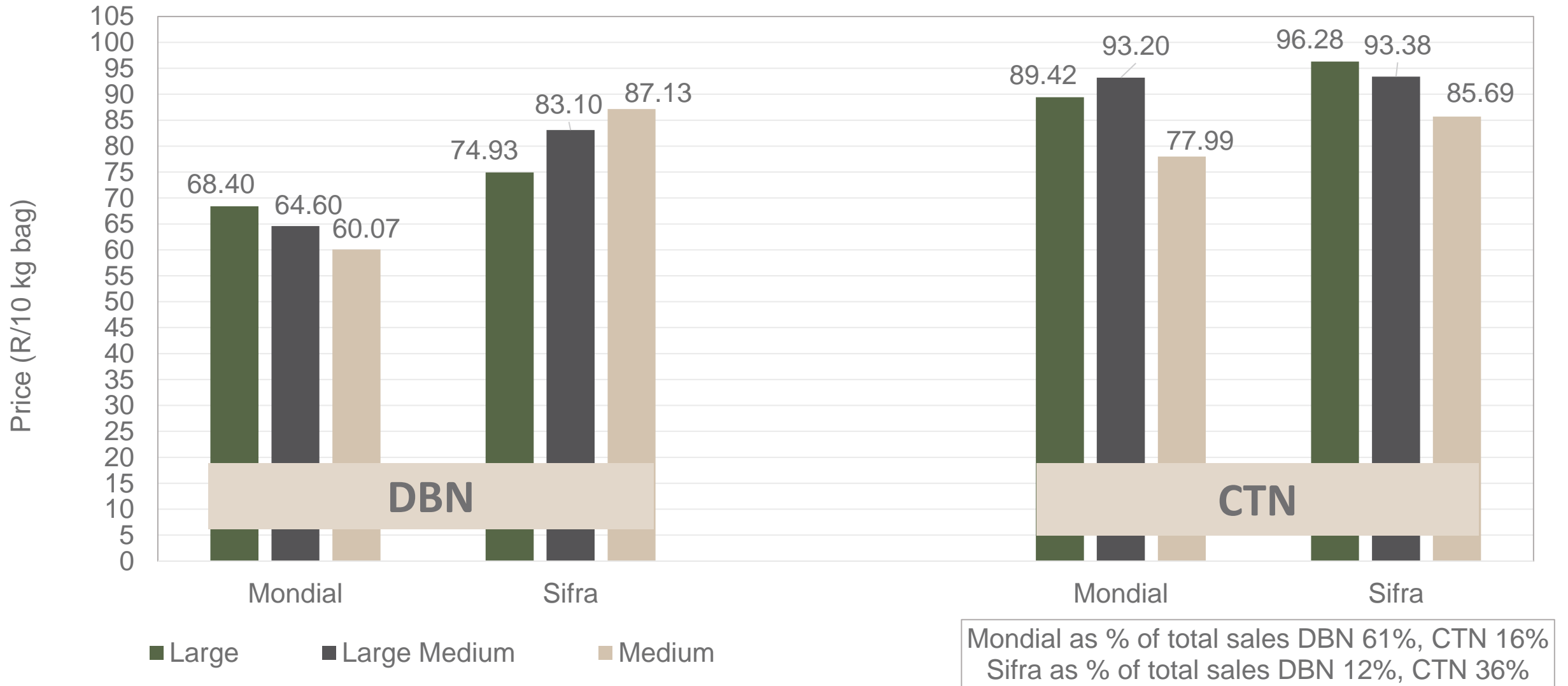
# PTA & JHB markets: Average Prices - Different Sizes (only 10 kg bags)



Mondial as % of total sales JHB 67%, PTA 69%  
 Sifra as % of total sales JHB 23%, PTA 18%

*Data disclaimer: Potatoes SA does not take responsibility for the accuracy or interpretation of company data re-purposed by 3rd parties*

# DBN & CTN markets: Average Prices - Different Sizes (only 10 kg bags)



# Hectares planted to date for season 2022 versus 2021

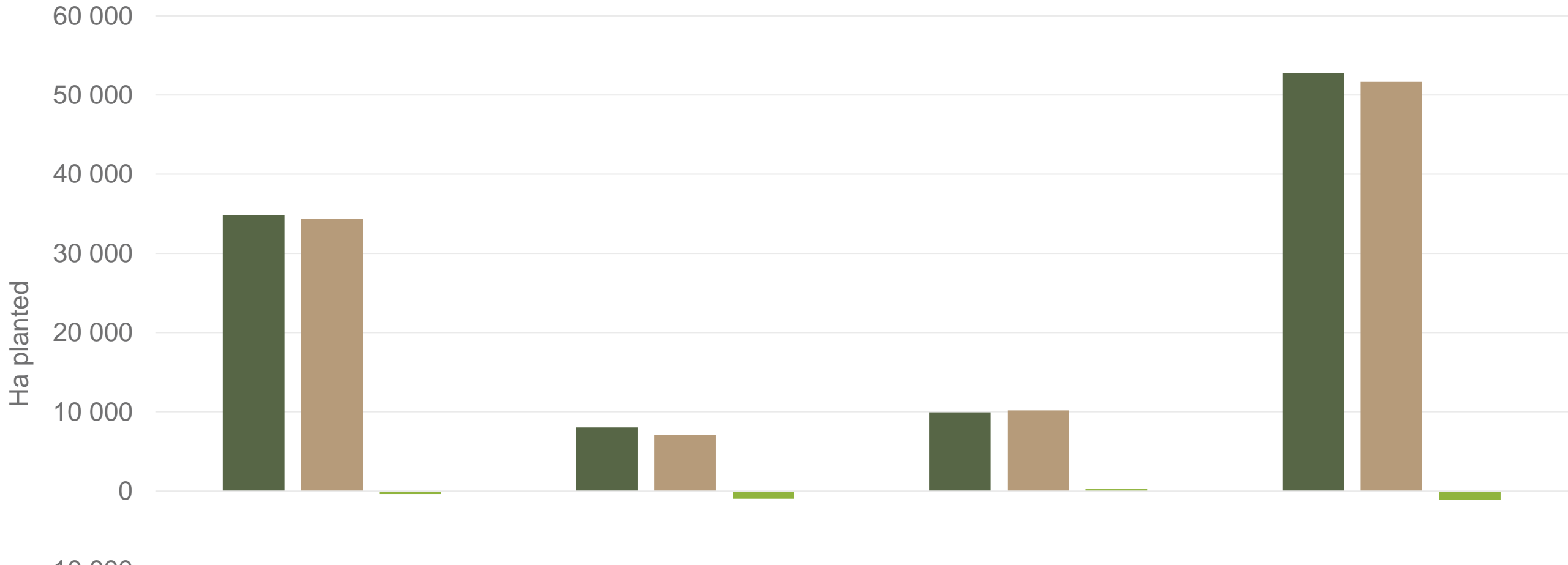


	Table	Process	Seed	Total
■ 2021	34 784	8 032	9 943	52 759
■ 2022	34 401	7 057	10 191	51 649
■ Changes	-383	-975	248	-1 110

*Data disclaimer: Potatoes SA does not take responsibility for the accuracy or interpretation of company data re-purposed by 3rd parties*

# Hectares planted to date for season 2023 versus 2022

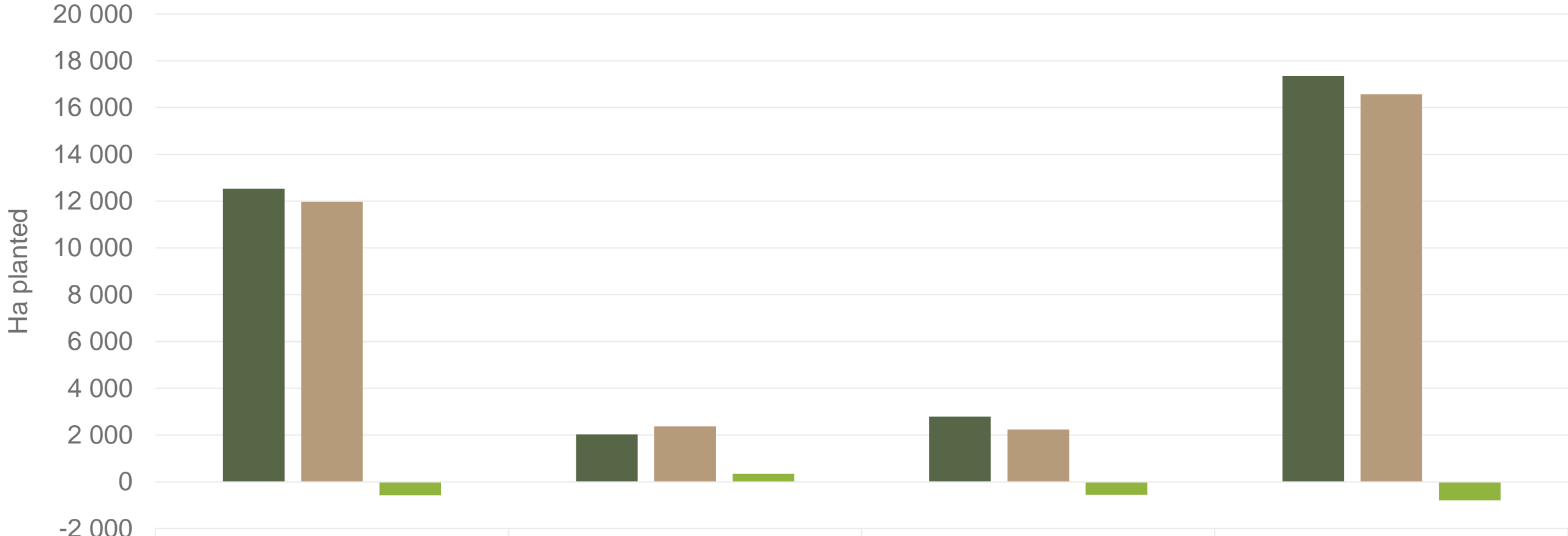



	Table	Process	Seed	Total
■ 2022	12 536	2 027	2 787	17 350
■ 2023	11 962	2 367	2 233	16 562
■ Changes	-574	340	-554	-789


Regions finished planting: Northern Cape early, North West main, Eastern Free State main \* (Ha to be confirmed), Ceres main, North Eastern Cape, KZN summer and South Western Free State harvest


**Data disclaimer: Potatoes SA does not take responsibility for the accuracy or interpretation of company data re-purposed by 3rd parties**


# Thank you for your time

Feel free to contact us

 [fpcoetzee@potatoes.co.za](mailto:fpcoetzee@potatoes.co.za)  
[dikgetho@potatoes.co.za](mailto:dikgetho@potatoes.co.za)

 +27 (0)12 349 1906

 6 De Havilland Crescent  
Persequor Techno Park  
Persequor Park  
Pretoria

 [www.potatoes.co.za](http://www.potatoes.co.za)



Potatoes  
Aartappels SA