



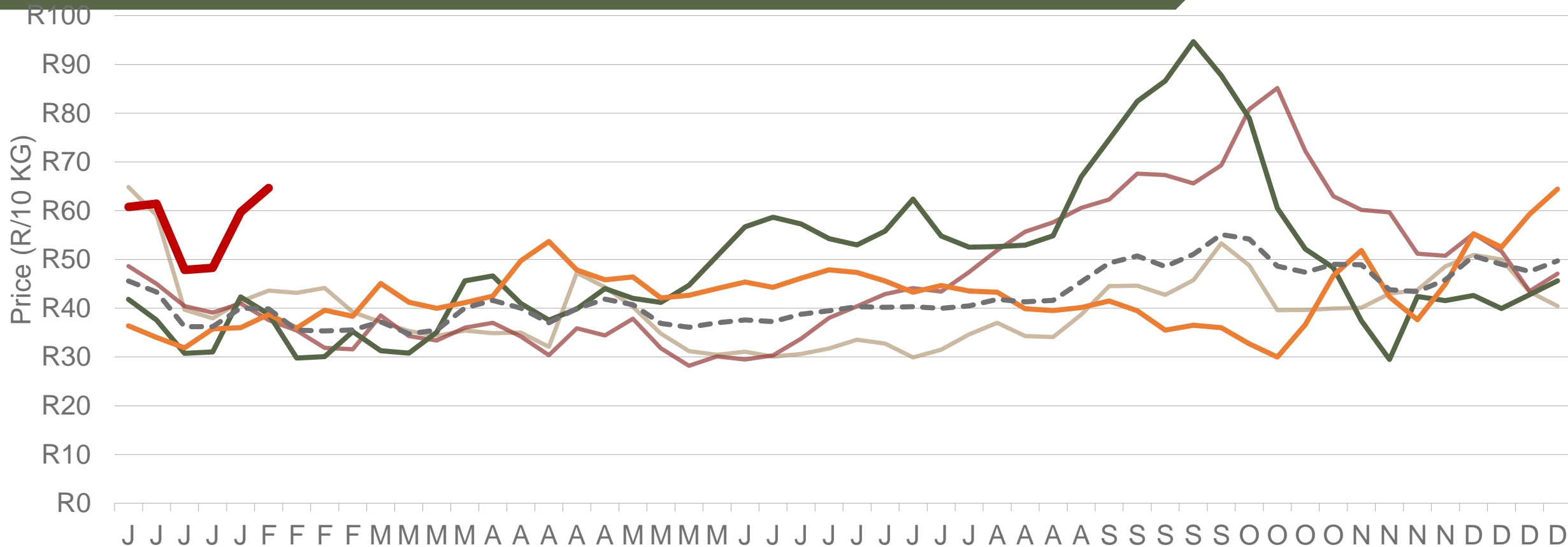
Potatoes
Aartappels SA

Weekly Market Information

10 February 2023

www.potatoes.co.za

Average weekly price – all markets & all classes





2019 2020 2021 2022 2023

Number of bags sold

7%

(Week on Week)



2019 2020 2021 2022 2023

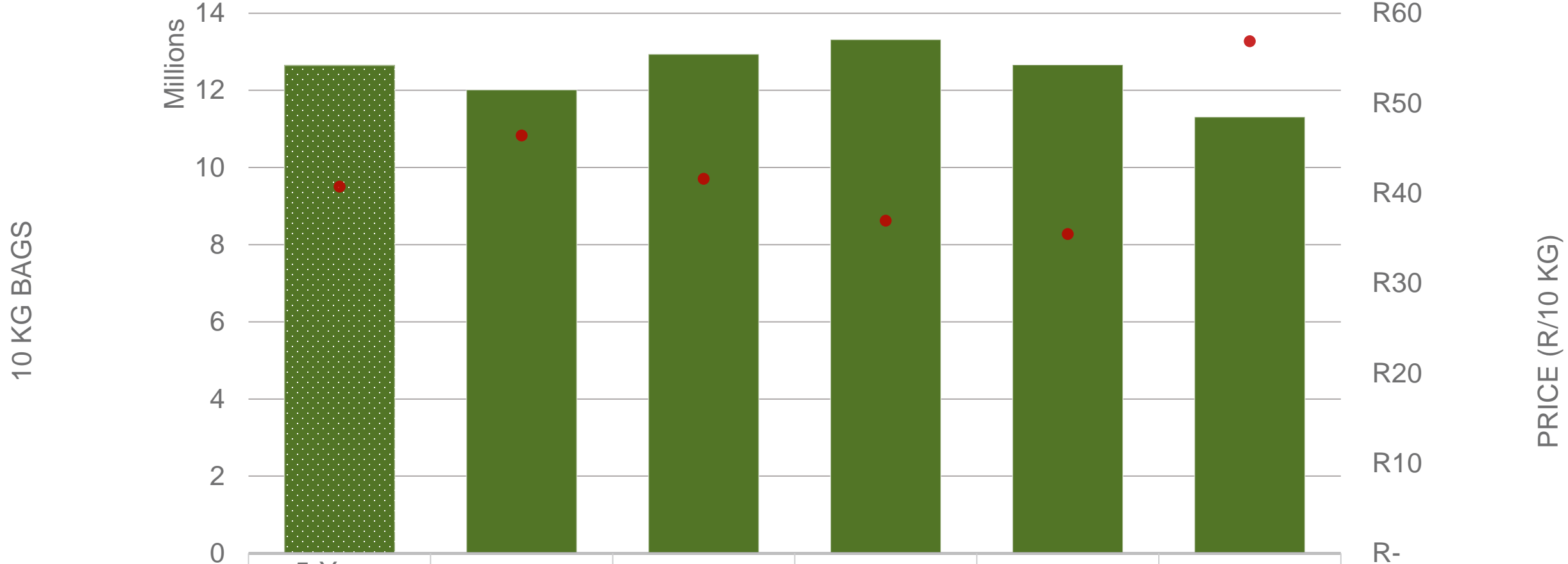
Average weekly price

8%

(Week on week)



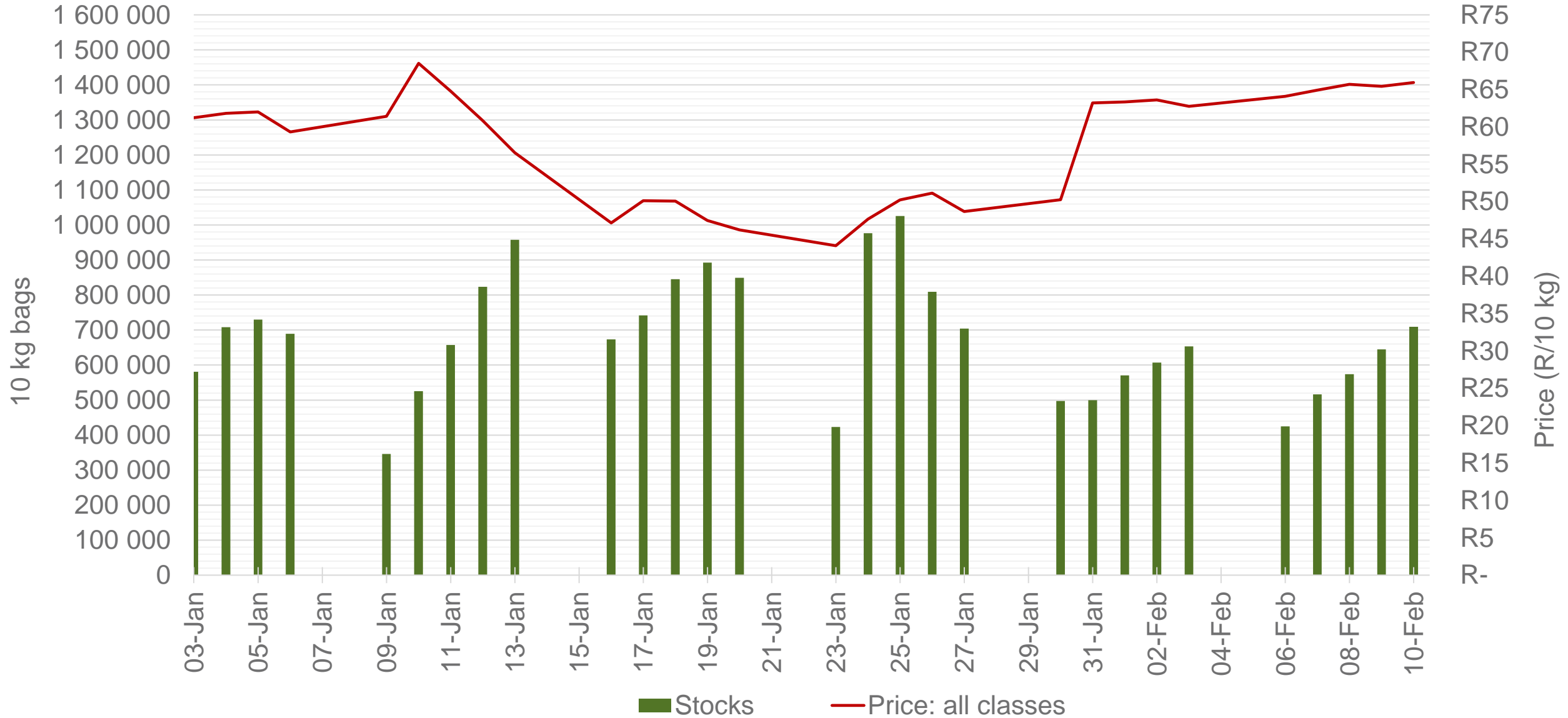
Cumulative total number of 10 kg bags sold on markets: First 6 weeks of the year 2023



■ Number of bags sold	12 647 992	12 013 757	12 940 304	13 317 953	12 661 991	11 309 455
● Average price	R 40.73	R 46.41	R 41.60	R 36.96	R 35.48	R 56.90

Sold 1 338 537 bags **less** than the **5-year average** (2018 to 2022) of the first six weeks of each year

RSA daily Price versus Daily Available stocks (all classes & all sizes)



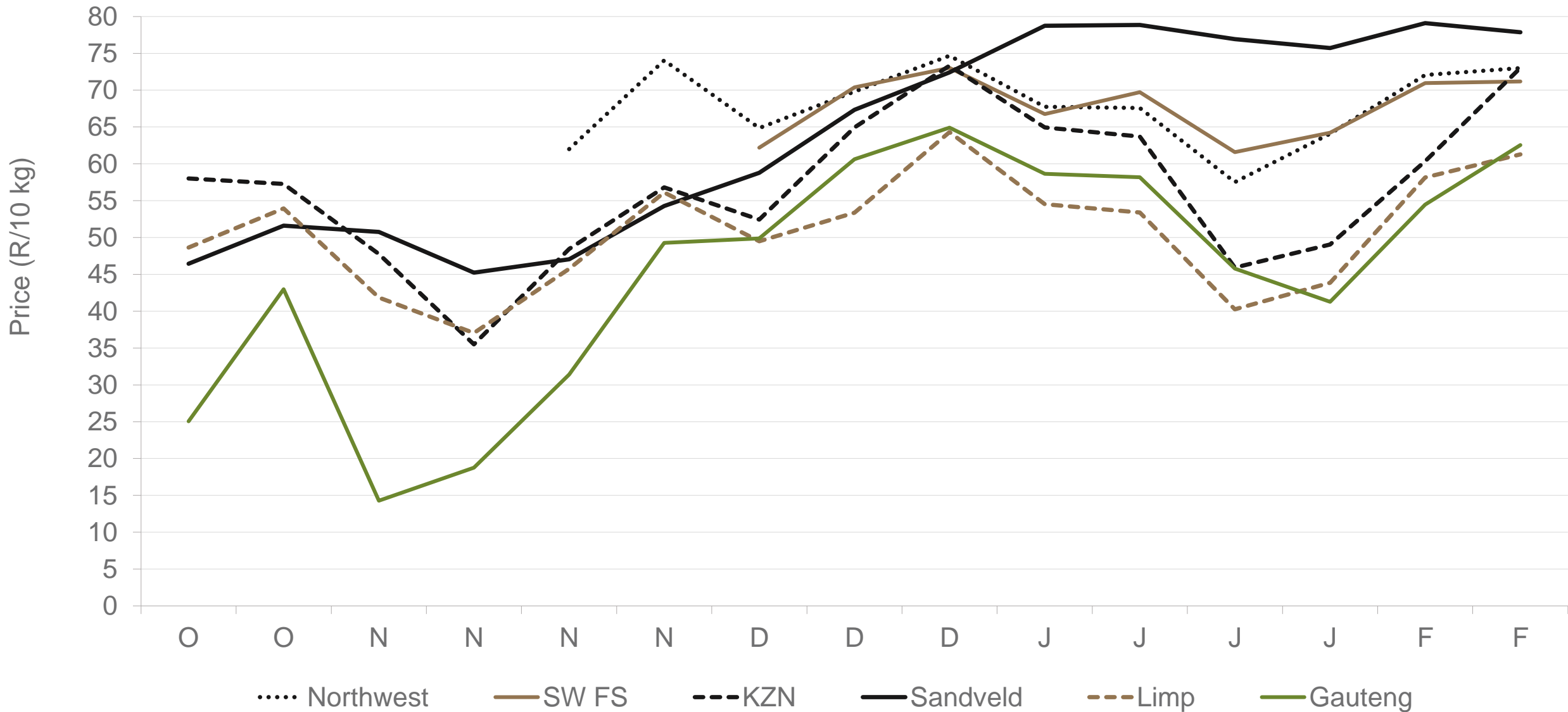
Data disclaimer: Potatoes SA does not take responsibility for the accuracy or interpretation of company data re-purposed by 3rd parties

JHB market daily : Top 10% versus Bottom 10% prices – Class 1 Medium (Since January 2023)



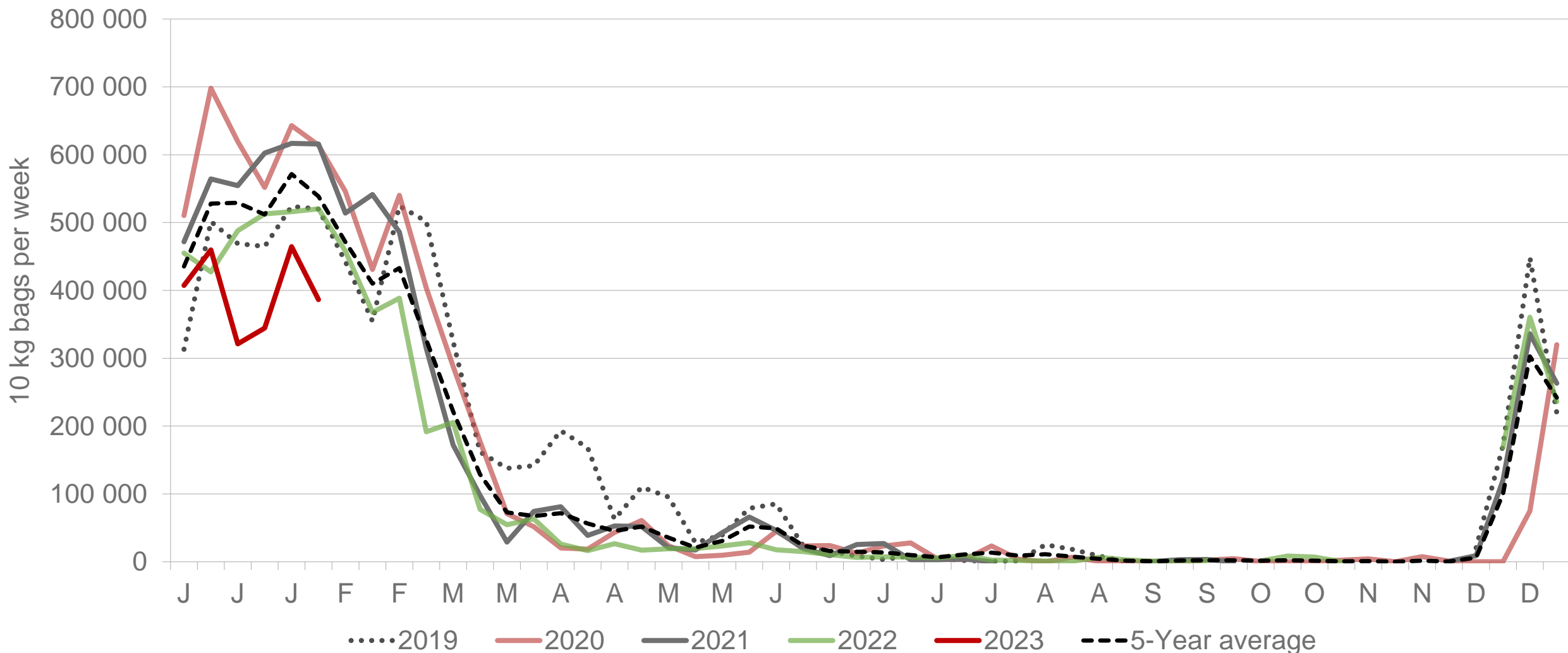
Data disclaimer: Potatoes SA does not take responsibility for the accuracy or interpretation of company data re-purposed by 3rd parties

Average Class 1 Medium prices in regions



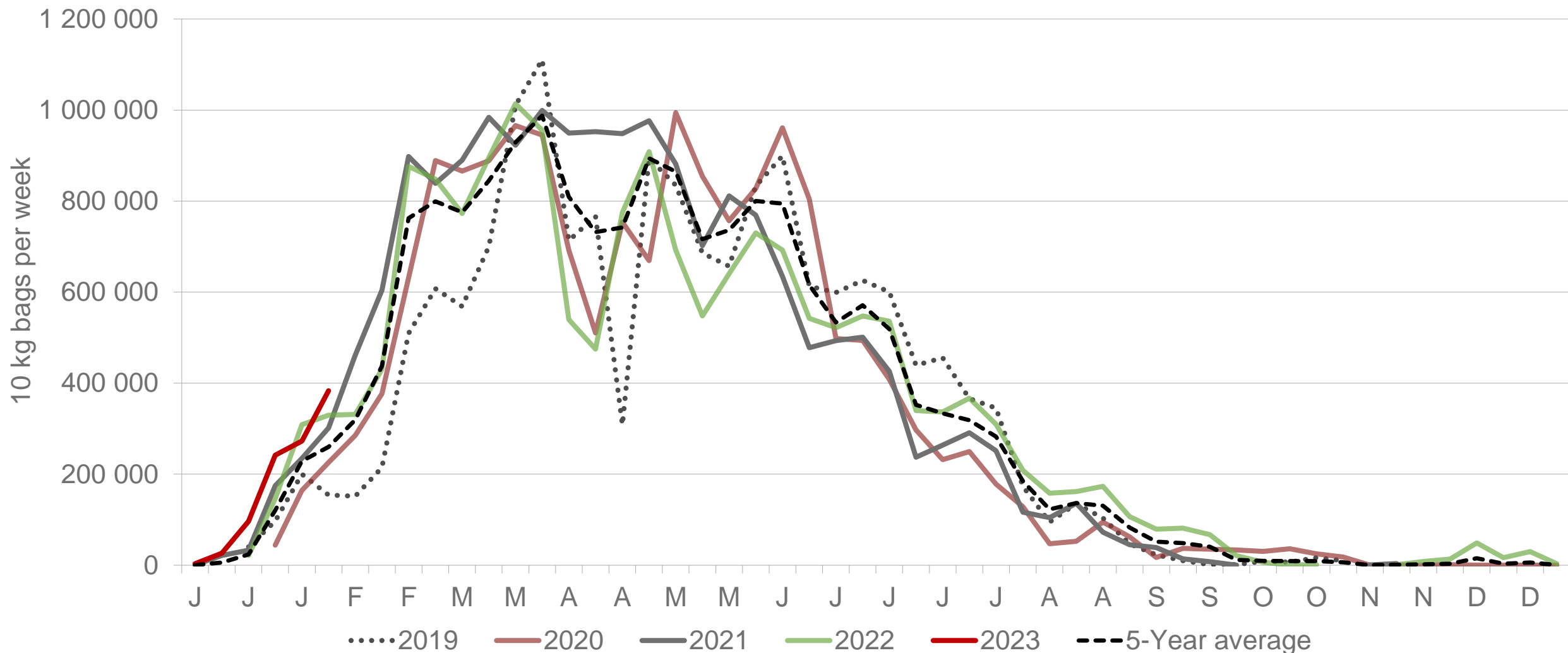
Data disclaimer: Potatoes SA does not take responsibility for the accuracy or interpretation of company data re-purposed by 3rd parties

South Western Free State: Amount of 10 kg bags per week sold on FPMs (all classes)



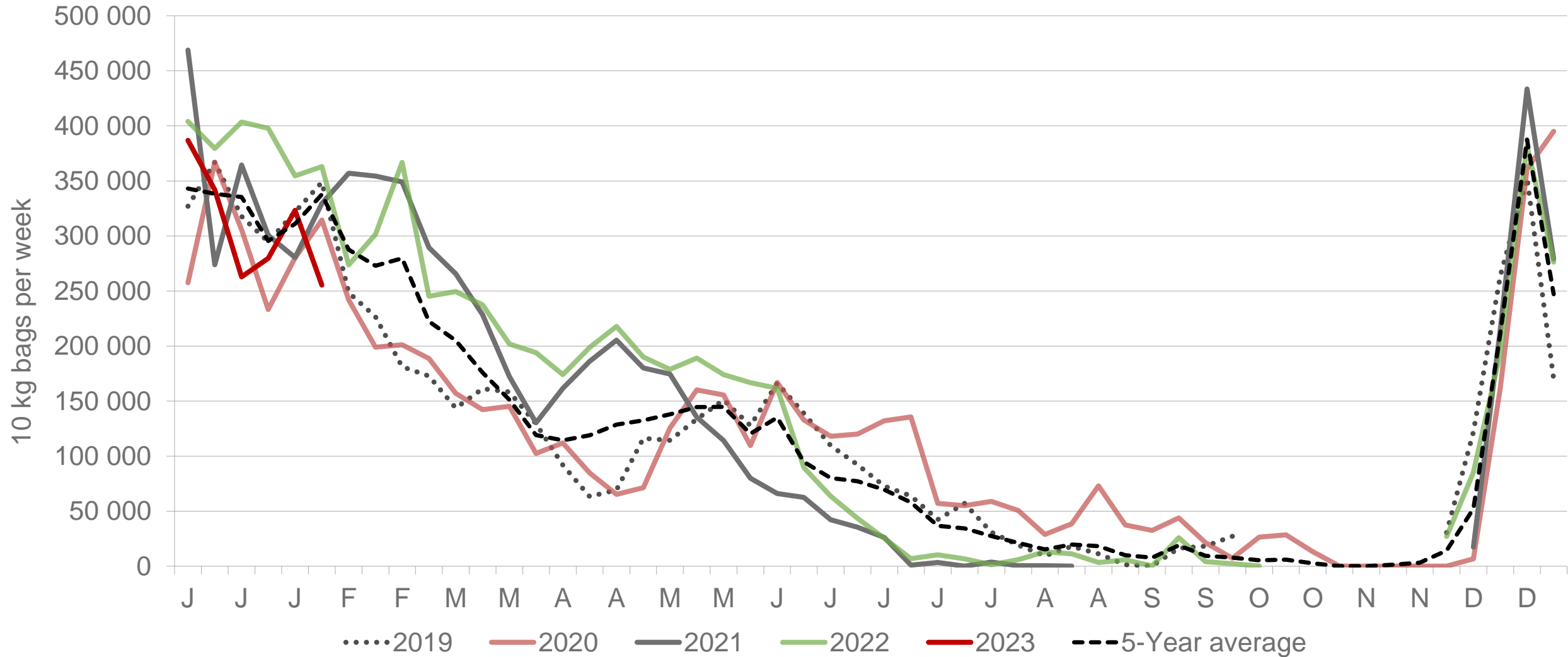
Sold 730 374 bags **less** than the **5-year average** (2018 to 2022) of the first six weeks of each year.

Eastern Free State: Amount of 10 kg bags per week sold on FPMs (all classes)



Sold 384 802 bags more than the **5-year average** (2018 to 2022) of the first six weeks of each year.

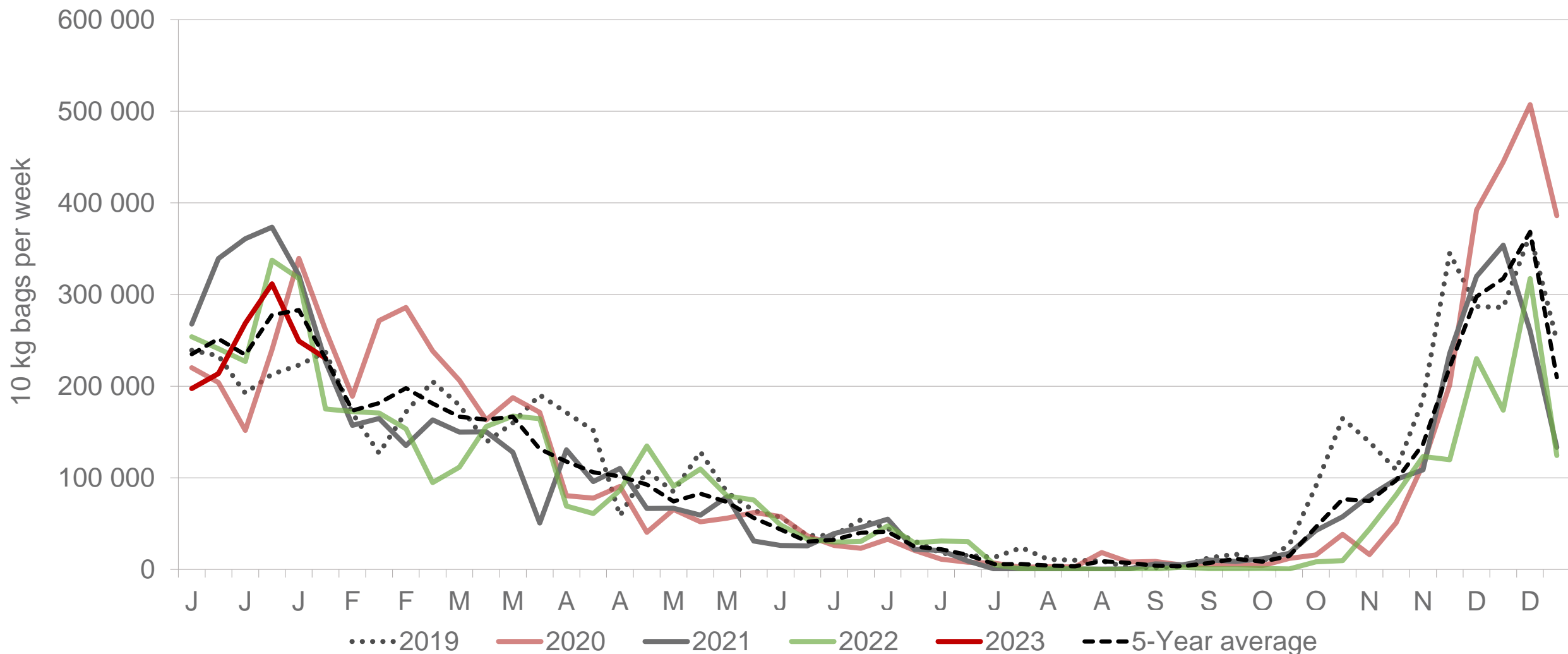
North West: Amount of 10 kg bags per week sold on FPMs (all classes)



Sold 111 102 bags **less** than the **5-year average** (2018 to 2022) of the first six weeks of each year.

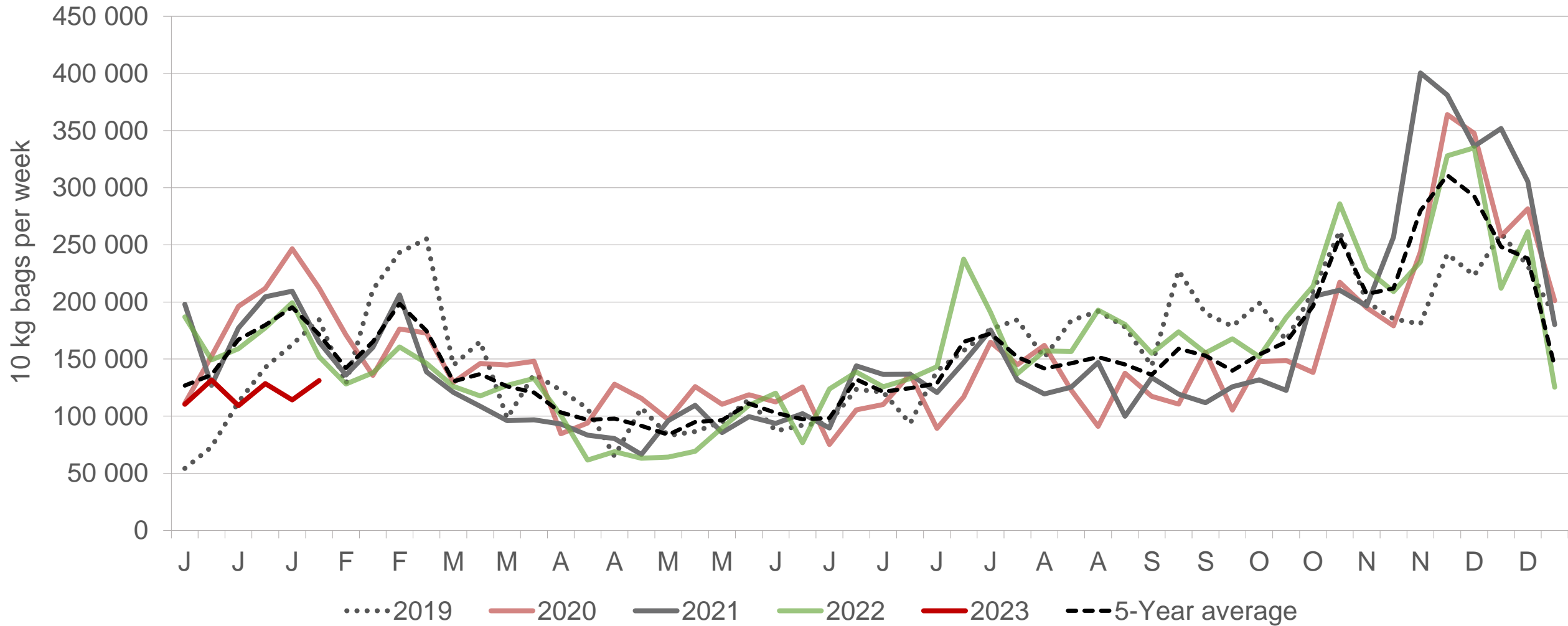
Data disclaimer: Potatoes SA does not take responsibility for the accuracy or interpretation of company data re-purposed by 3rd parties

KwaZulu-Natal: Amount of 10 kg bags per week sold on FPMs (all classes)



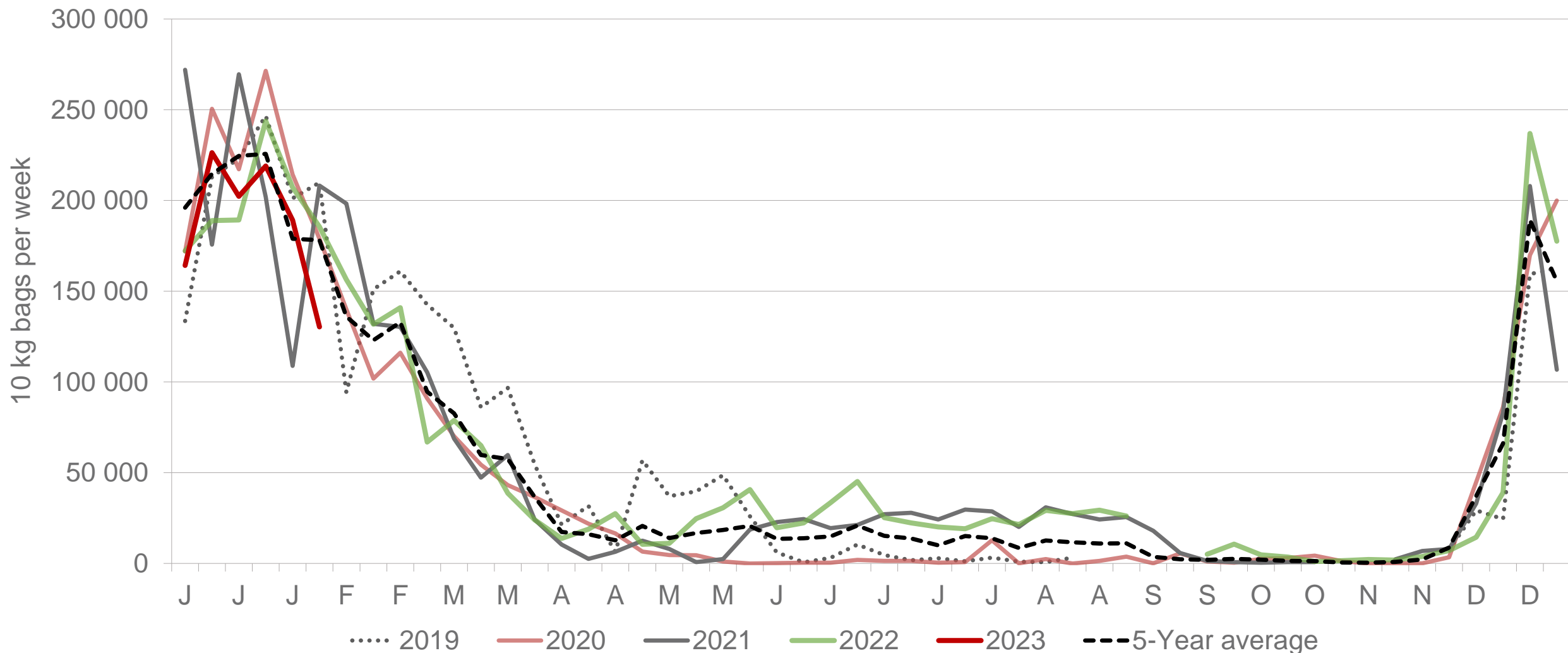
Sold 40 388 bags **less** than the **5-year average** (2018 to 2022) of the first six weeks of each year.

Sandveld: Amount of 10 kg bags per week sold on FPMs (all classes)



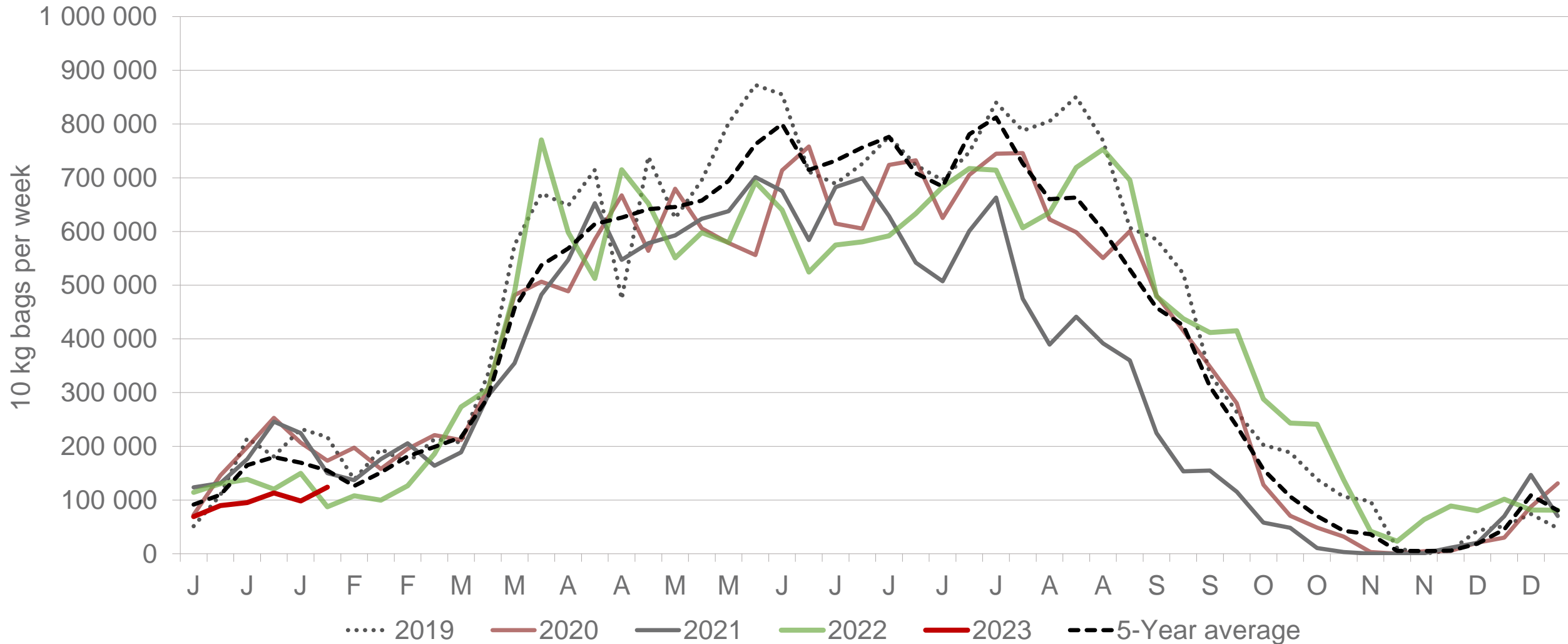
Sold 251 898 less than the **5-year average** (2018 to 2022) of the first six weeks of each year.

Gauteng: Amount of 10 kg bags per week sold on FPMs (all classes)



Sold 86 599 bags **less** than the **5-year average** (2018 to 2022) of the first six weeks of each year.

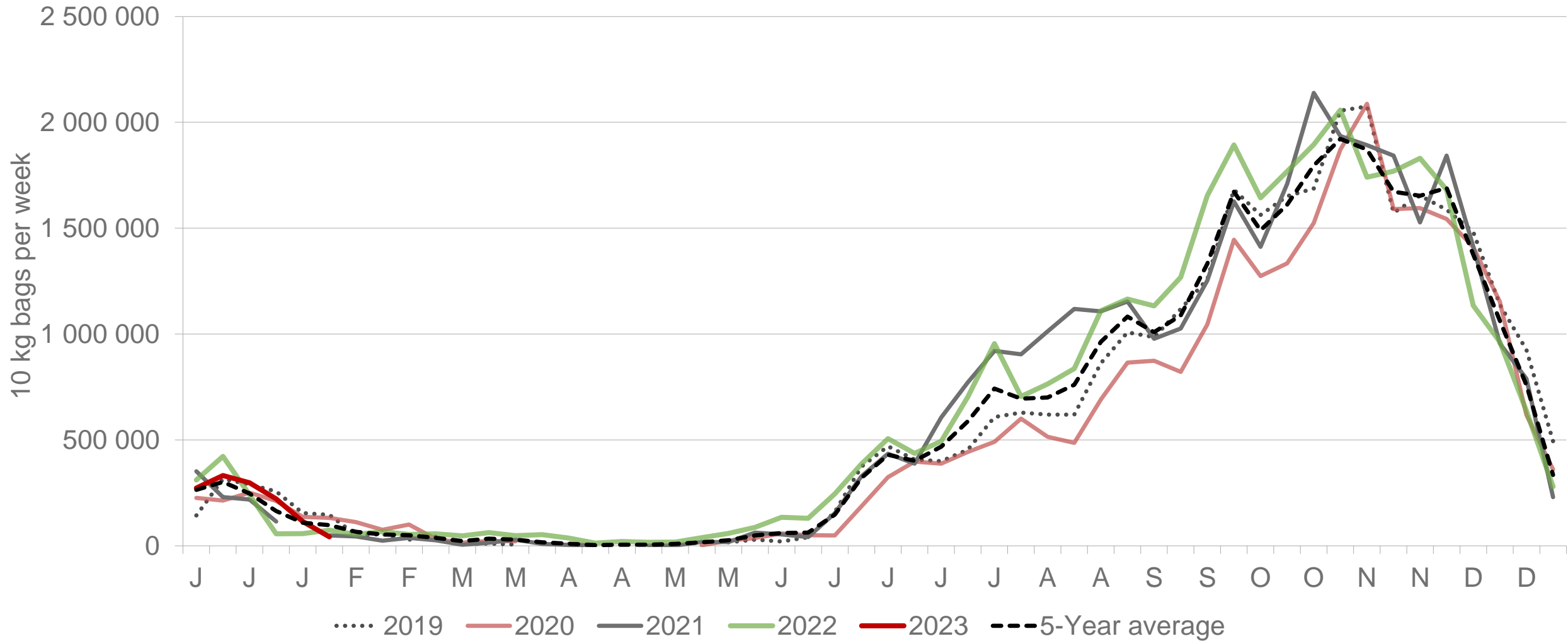
Western Free State : Amount of 10 kg bags per week sold on FPMs (all classes)



Sold 364 300 bags **less** than the **5-year average** (2018 to 2022) of the first six weeks of each year.

Data disclaimer: Potatoes SA does not take responsibility for the accuracy or interpretation of company data re-purposed by 3rd parties

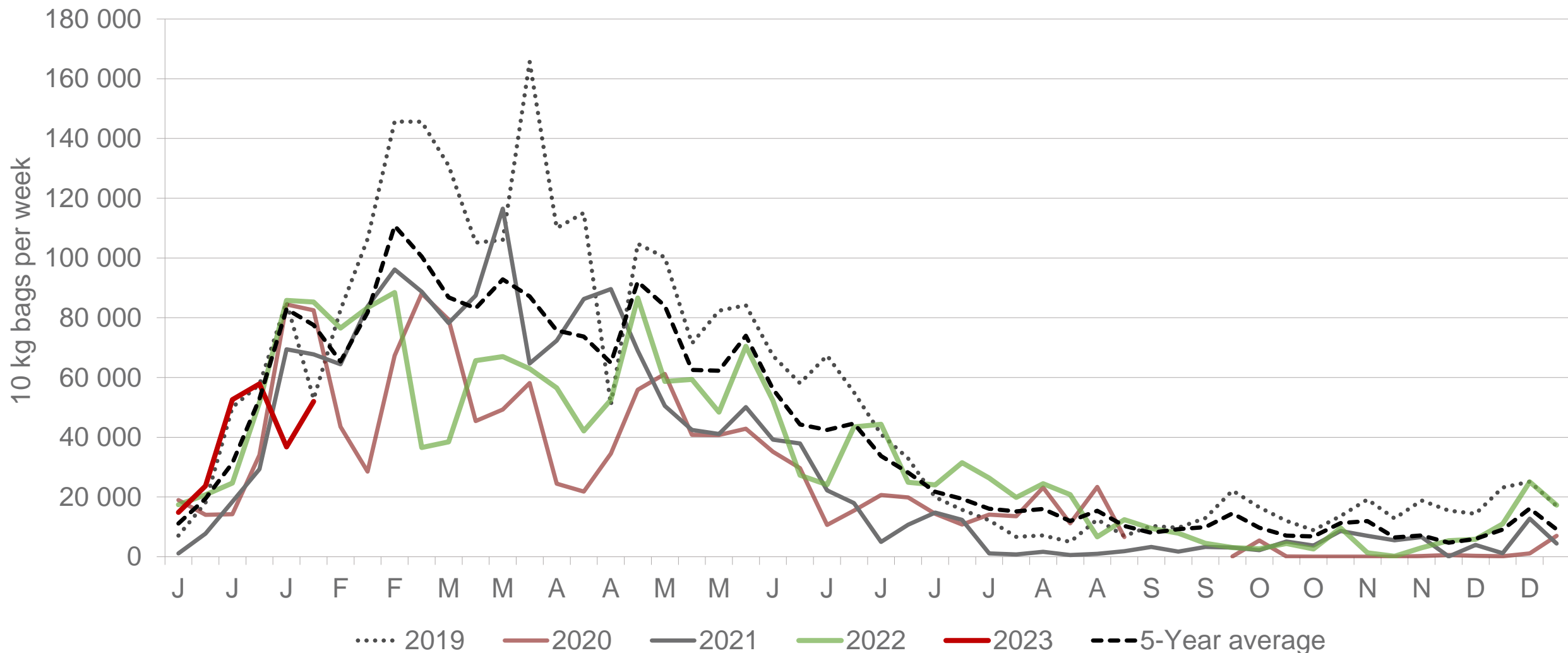
Limpopo: Amount of 10 kg bags per week sold on FPMs (all classes)



Sold 96 818 bags more than the **5-year average** (2018 to 2022) of the first six weeks of each year.

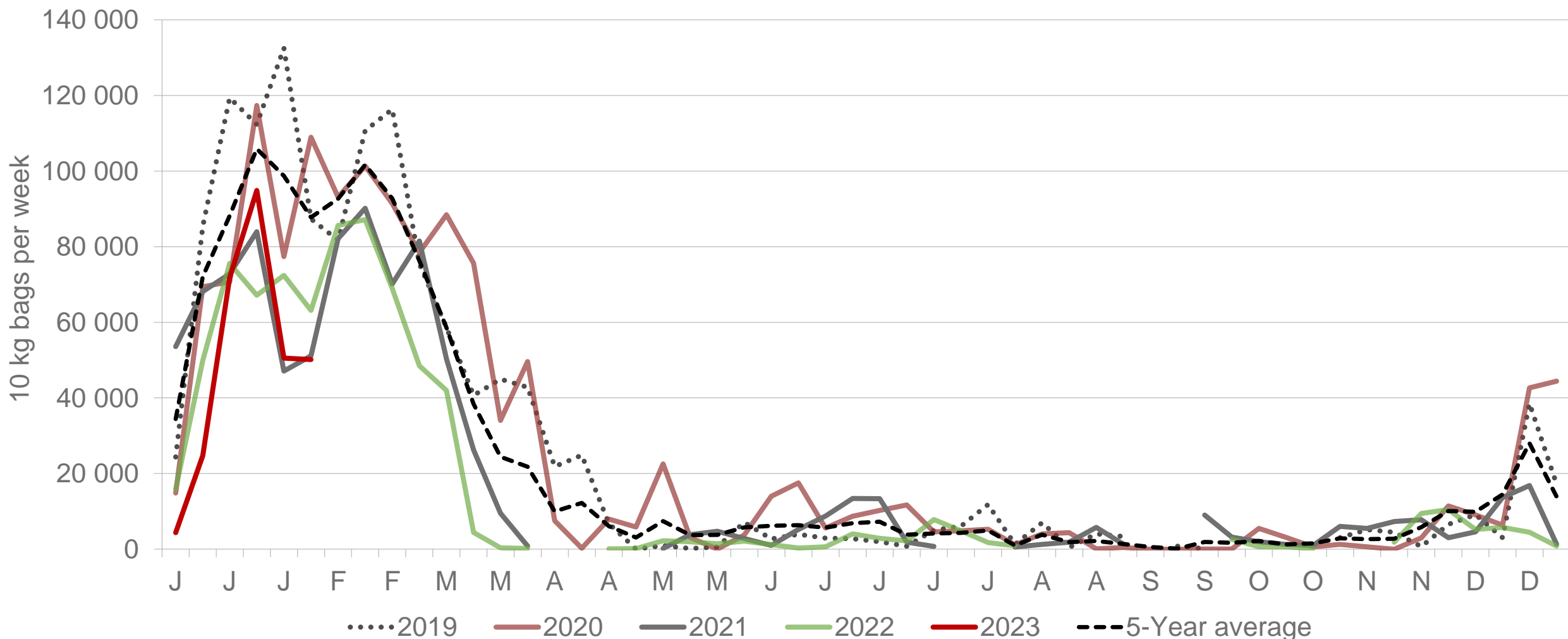
Data disclaimer: Potatoes SA does not take responsibility for the accuracy or interpretation of company data re-purposed by 3rd parties

North Eastern Cape: Amount of 10 kg bags per week sold on FPMs (all classes)



Sold 37 522 bags **less** than the **5-year average** (2018 to 2022) of the first six weeks of each year.

Mpumalanga: Amount of 10 kg bags per week sold on FPMs (all classes)



Sold 190 583 bags **less** than the **5-year average** (2018 to 2022) of the first six weeks of each year.

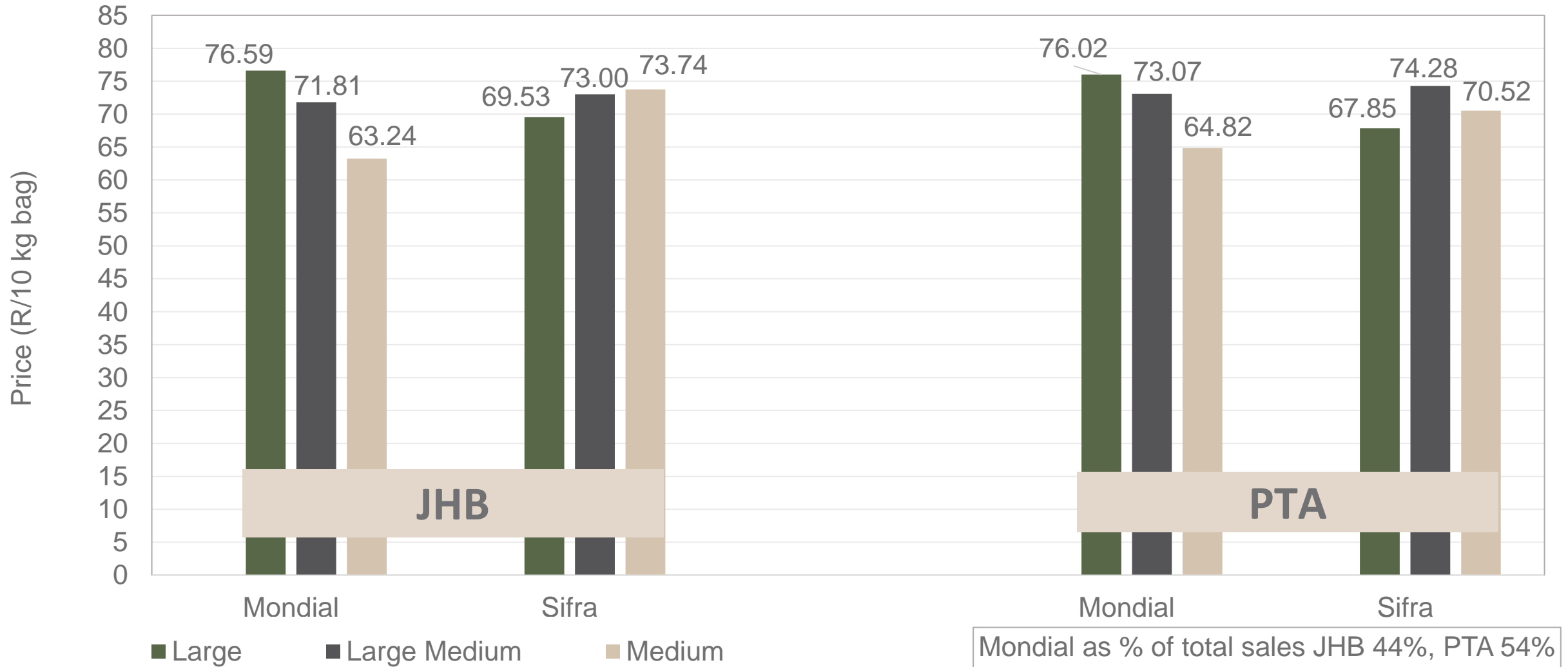
Average weekly prices and volumes for 10 kg bags of potatoes sold on selected markets from selected production regions



Klas & Grootte	South Western Freestate				Eastern Free State				North West				KwaZulu-Natal				Sandveld		Gauteng				All Regions	
	JOH		PRE		JOH		PRE		JOH		PRE		JOH		DUR		CAP		JOH		PRE		All Markets	
	Volume	Prices	Volume	Prices	Volume	Prices	Volume	Prices	Volume	Prices	Volume	Prices	Volume	Prices	Volume	Prices	Volume	Prices	Volume	Prices	Volume	Prices	Volume	Prices
	10kg	R/10kg	10kg	R/10kg	10kg	R/10kg	10kg	R/10kg	10kg	R/10kg	10kg	R/10kg	10kg	R/10kg	10kg	R/10kg	10kg	R/10kg	10kg	R/10kg	10kg	R/10kg	10kg	R/10kg
1L	14 384	69.90	4 708	64.27	46 880	76.43	30 793	76.19	23 327	69.36	9 179	68.00	28 695	81.84	16 195	74.72	20 264	82.59	35 129	68.84	7 225	70.38	367 399	74.15
1L/M	43 328	71.35	21 397	72.15	35 753	71.63	17 329	73.62	24 382	77.28	17 071	77.98	19 234	79.24	21 374	73.60	28 980	80.09	22 766	66.72	4 141	63.58	421 028	72.35
1M	24 845	72.37	11 580	71.69	23 174	61.45	11 755	64.96	14 919	75.91	9 751	72.95	8 595	77.49	15 884	69.79	28 149	77.40	13 380	61.32	6 617	60.94	306 994	68.34
1S	5 816	49.36	1 442	44.59	4 863	44.02	3 347	40.60	7 698	48.32	2 174	48.30	2 608	46.56	6 373	50.64	12 189	65.35	7 232	43.16	2 124	42.23	101 098	48.26
1S/M	9 325	60.28	4 900	59.11	7 684	55.59	4 506	55.36	8 294	61.17	2 852	61.18	1 197	52.73	1 899	55.91	3 892	65.06	1 550	53.68	826	52.90	116 447	56.22
1XL	-	-	-	-	-	-	-	-	-	-	-	-	-	-	-	-	-	-	-	-	-	-	-	-
1XS	2 831	50.73	-	-	895	27.49	-	-	5 471	42.80	-	-	440	27.61	-	-	-	-	753	27.86	-	-	12 852	40.61
1XXS	-	-	-	-	-	-	-	-	-	-	-	-	-	-	-	-	-	-	-	-	-	-	-	-
2L	1 647	64.95	4 431	61.37	9 525	56.98	13 411	73.37	953	65.32	7 114	68.99	6 314	67.65	1 169	68.29	3 971	76.45	2 704	58.31	1 084	62.90	103 823	66.01
2L/M	305	68.67	2 876	75.41	3 602	69.12	5 418	70.35	2 231	58.71	607	60.70	4 344	57.37	5 267	65.52	8 743	71.58	-	-	739	54.58	76 851	64.87
2M	652	60.04	600	67.81	4 625	59.94	2 958	61.93	789	65.00	-	-	5 966	47.66	4 360	57.10	8 168	66.28	832	53.35	2 424	33.47	64 207	57.03
2S	242	50.33	636	43.25	736	42.53	335	45.89	-	-	-	-	220	40.00	2 821	37.10	3 255	49.34	308	35.00	-	-	14 927	43.76
2S/M	-	-	449	58.06	1 074	49.37	1 871	49.35	-	-	-	-	616	37.77	-	-	2 275	58.45	-	-	1 149	24.05	19 792	48.79
2XL	-	-	-	-	-	-	-	-	-	-	-	-	-	-	-	-	-	-	-	-	-	-	-	-
2XS	-	-	-	-	110	25.00	-	-	-	-	-	-	-	-	-	-	-	-	-	-	-	-	1 119	20.57
2XXS	-	-	-	-	-	-	-	-	-	-	-	-	-	-	-	-	-	-	-	-	-	-	-	-
3L	2 826	54.45	1 116	55.49	10 341	54.31	11 555	55.85	-	-	581	62.82	3 362	53.52	440	42.18	240	70.20	-	-	-	-	60 614	52.52
3L/M	-	-	-	-	1 090	60.00	2 453	46.00	7 421	56.88	3 621	56.19	411	36.52	-	-	157	64.30	-	-	1 617	43.15	31 870	53.68
3M	11 461	44.54	3 248	41.87	3 513	41.78	6 389	45.50	4 856	53.20	1 174	49.36	933	35.31	1 131	46.13	862	53.20	1 247	36.35	482	38.38	69 588	44.31
3S/M	110	35.00	-	-	1 271	33.86	787	44.33	26	35.00	220	30.58	-	-	-	-	-	-	-	-	-	-	4 899	36.53
3XS	-	-	-	-	-	-	-	-	-	-	-	-	-	-	-	-	-	-	-	-	-	-	390	20.13
3XXS	-	-	-	-	-	-	-	-	-	-	-	-	-	-	-	-	-	-	-	-	-	-	-	-
4L	-	-	110	52.00	-	-	4 306	49.43	-	-	-	-	-	-	-	-	-	-	-	-	1 498	57.18	7 198	49.18
4L/M	-	-	-	-	-	-	2 510	49.98	-	-	-	-	-	-	-	-	-	-	-	-	1 183	45.64	3 883	47.59
4M	-	-	-	-	-	-	1 037	41.18	-	-	-	-	-	-	3 124	40.51	-	-	-	-	1 152	33.21	9 217	38.02
4S	-	-	-	-	-	-	-	-	-	-	-	-	-	-	-	-	-	-	-	-	486	9.69	491	9.99
4S/M	-	-	-	-	-	-	-	-	-	-	-	-	-	-	-	-	-	-	-	-	2 035	24.63	2 035	24.63
Total	117 772	65.68	58 957	65.73	155 136	65.79	121 098	65.24	100 367	66.50	55 211	69.09	82 935	71.81	81 865	65.30	130 351	73.04	85 901	63.24	35 121	52.84	1 825 058	64.65

Data disclaimer: Potatoes SA does not take responsibility for the accuracy or interpretation of company data re-purposed by 3rd parties

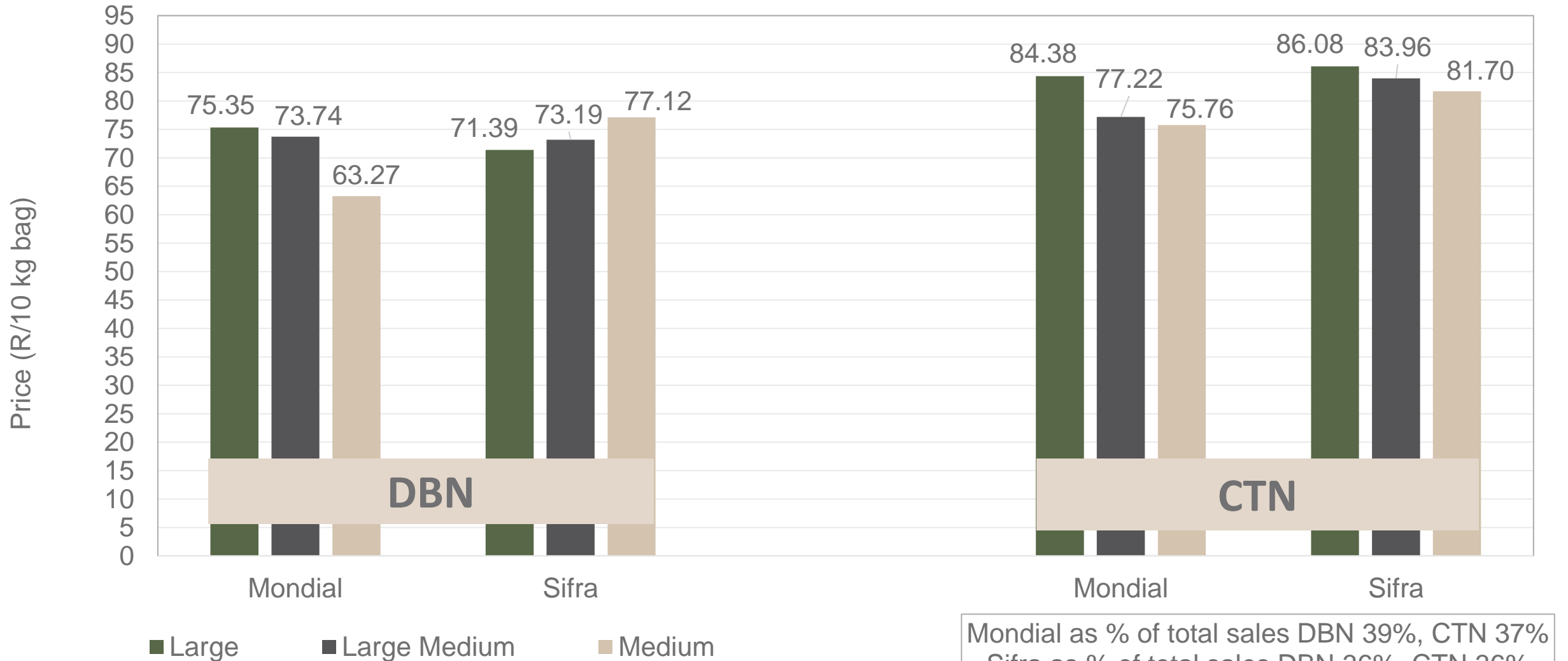
PTA & JHB markets: Average Prices - Different Sizes (only 10 kg bags)



Mondial as % of total sales JHB 44%, PTA 54%
 Sifra as % of total sales JHB 41%, PTA 36%

Data disclaimer: Potatoes SA does not take responsibility for the accuracy or interpretation of company data re-purposed by 3rd parties

DBN & CTN markets: Average Prices - Different Sizes (only 10 kg bags)



Hectares planted to date for season 2022 versus 2021

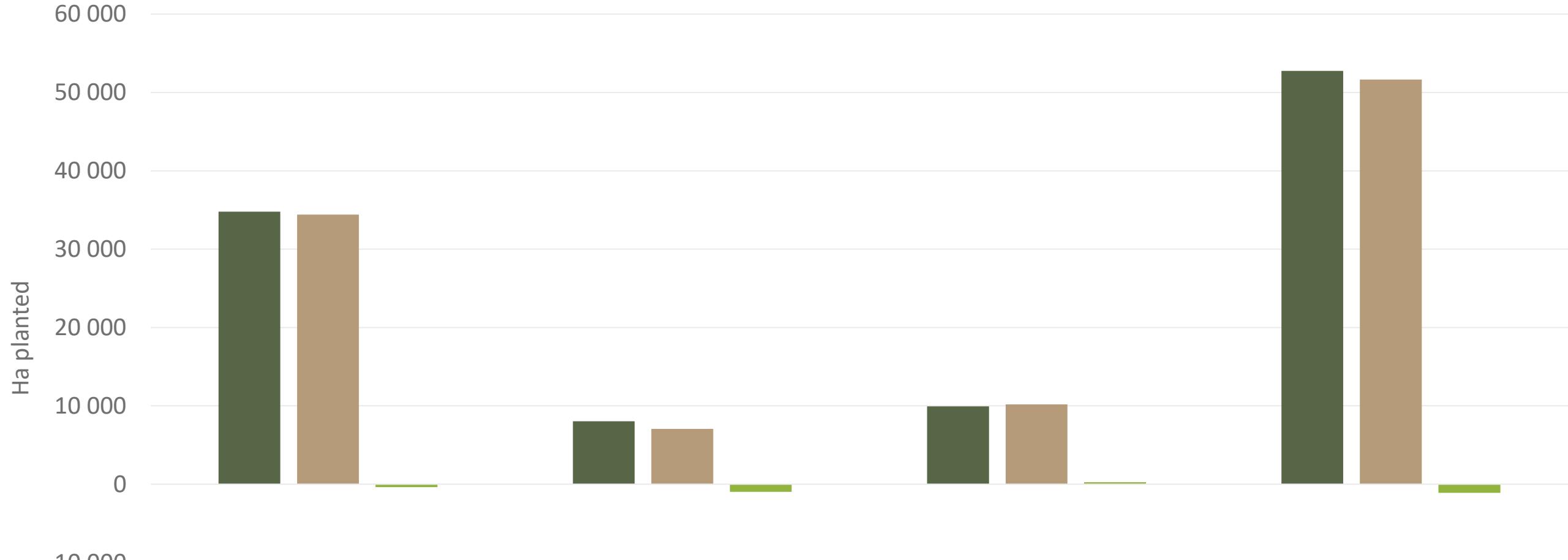


	Table	Process	Seed	Total
2021	34 784	8 032	9 943	52 759
2022	34 401	7 057	10 191	51 649
Changes	-383	-975	248	-1 110

Data disclaimer: Potatoes SA does not take responsibility for the accuracy or interpretation of company data re-purposed by 3rd parties

Hectares planted to date for season 2023 versus 2022

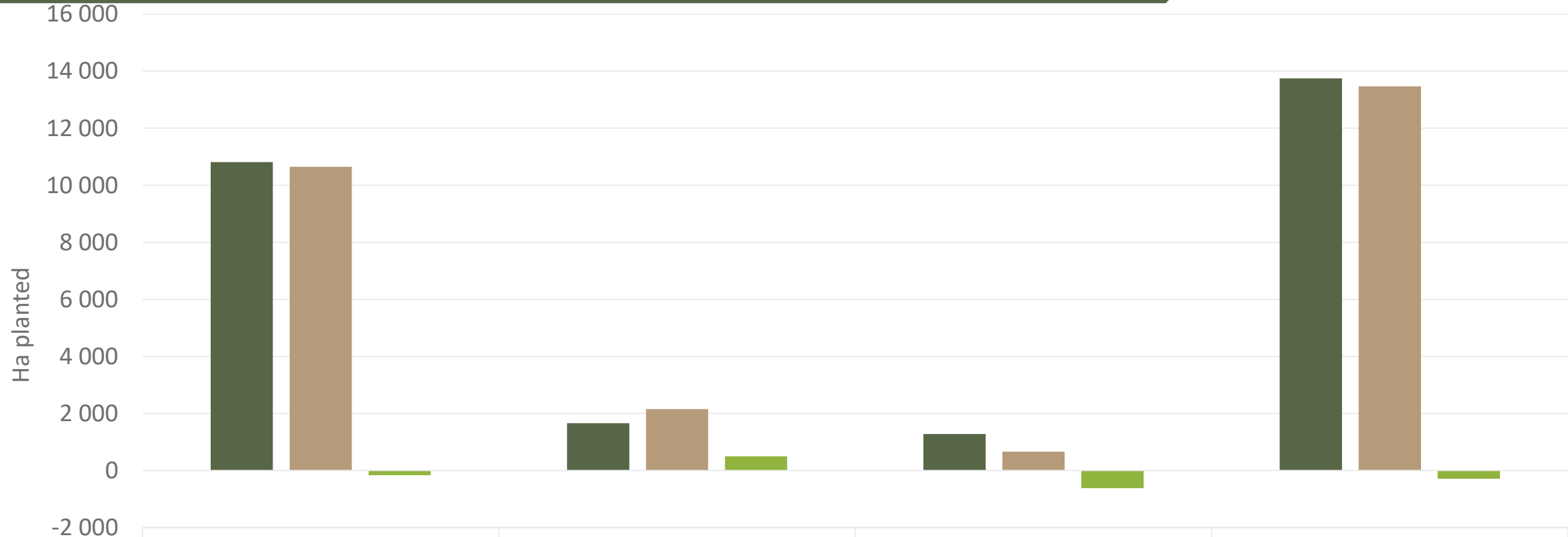



	Table	Process	Seed	Total
■ 2022	10 810	1 657	1 281	13 748
■ 2023	10 646	2 156	661	13 463
■ Changes	-164	498	-620	-285


Regions finished planting: Northern Cape early, North West main harvest, Eastern Free State main harvest* (Ha to be confirmed), Ceres main harvest and South Western Free State main harvest


Data disclaimer: Potatoes SA does not take responsibility for the accuracy or interpretation of company data re-purposed by 3rd parties


Thank you for your time

Feel free to contact us

 fpcoetzee@potatoes.co.za
dikgetho@potatoes.co.za

 +27 (0)12 349 1906

 6 De Havilland Crescent
Persequor Techno Park
Persequor Park
Pretoria

 www.potatoes.co.za



Potatoes
Aartappels SA