



Weekly Market Information

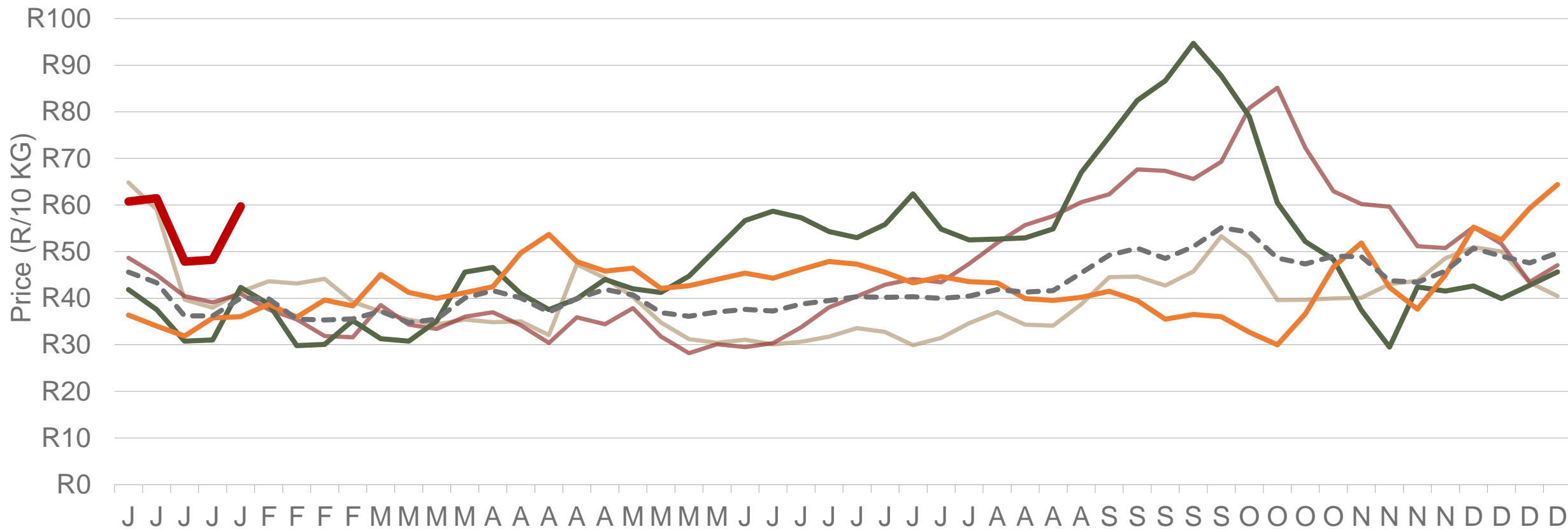
03 February 2023













Potatoes
Aartappels SA

www.potatoes.co.za

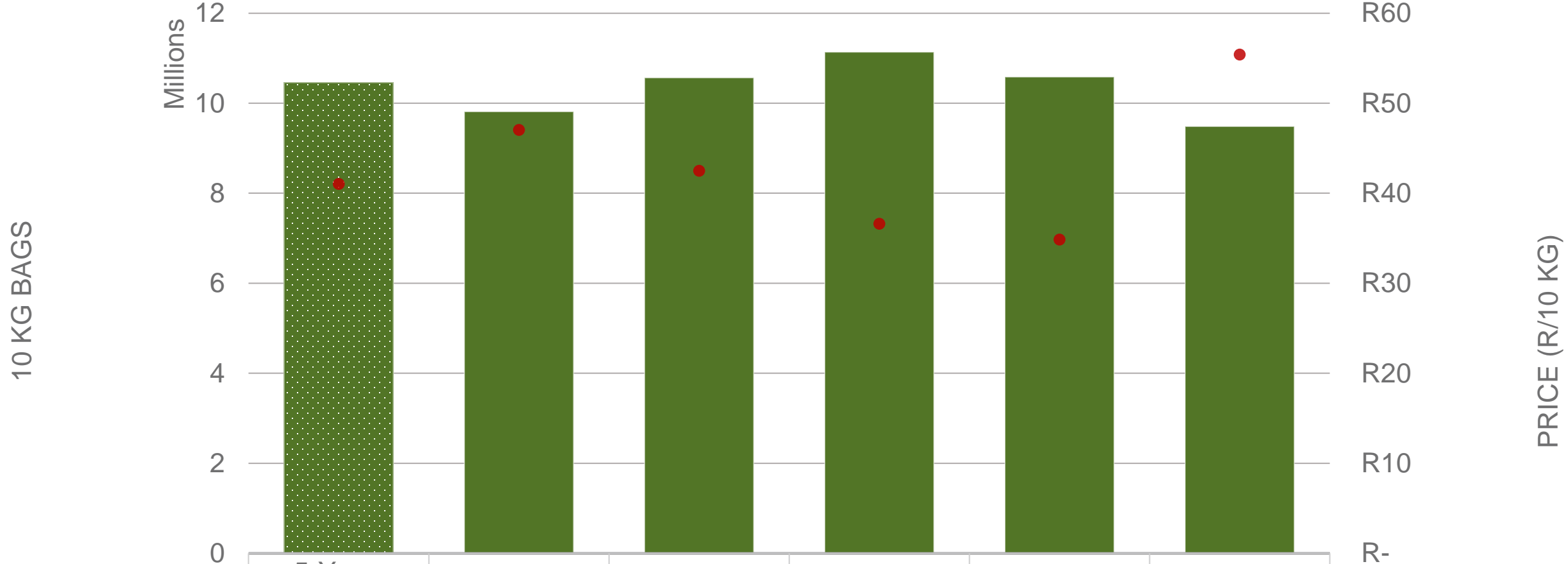
Average weekly price – all markets & all classes



	2019		2020		2021		2022		2023		5-year average
	Number of bags sold								Average weekly price		
	6%							24%			
	(Week on Week)							(Week on week)			

Data disclaimer: Potatoes SA does not take responsibility for the accuracy or interpretation of company data re-purposed by 3rd parties

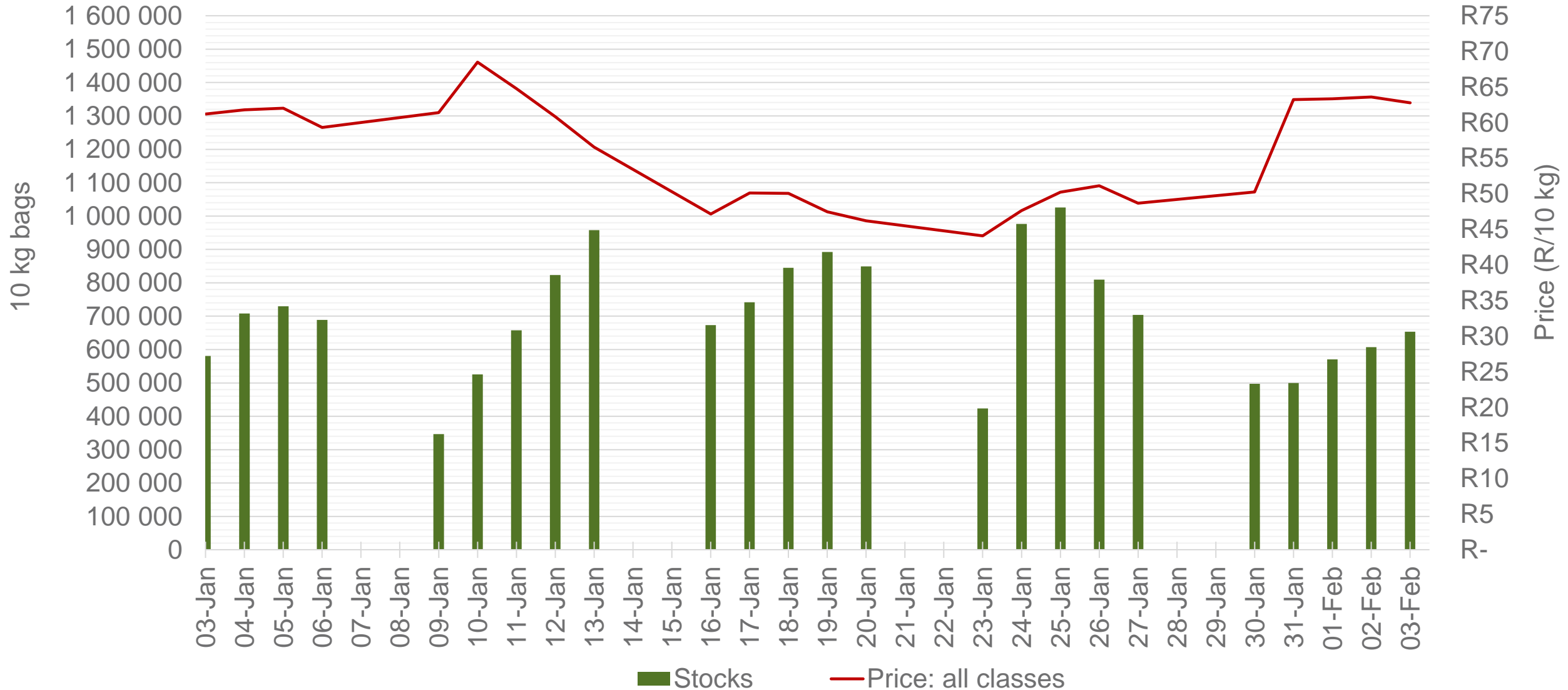
Cumulative total number of 10 kg bags sold on markets: First 5 weeks of the year 2023



	5-Year average	2019	2020	2021	2022	2023*
■ Number of bags sold	10 461 652	9 811 839	10 565 683	11 135 635	10 581 931	9 484 397
● Average price	R 41.03	R 47.04	R 42.50	R 36.61	R 34.84	R 55.41

Sold 977 255 bags **less** than the **5-year average** (2018 to 2022) of the first five weeks of each year

RSA daily Price versus Daily Available stocks (all classes & all sizes)



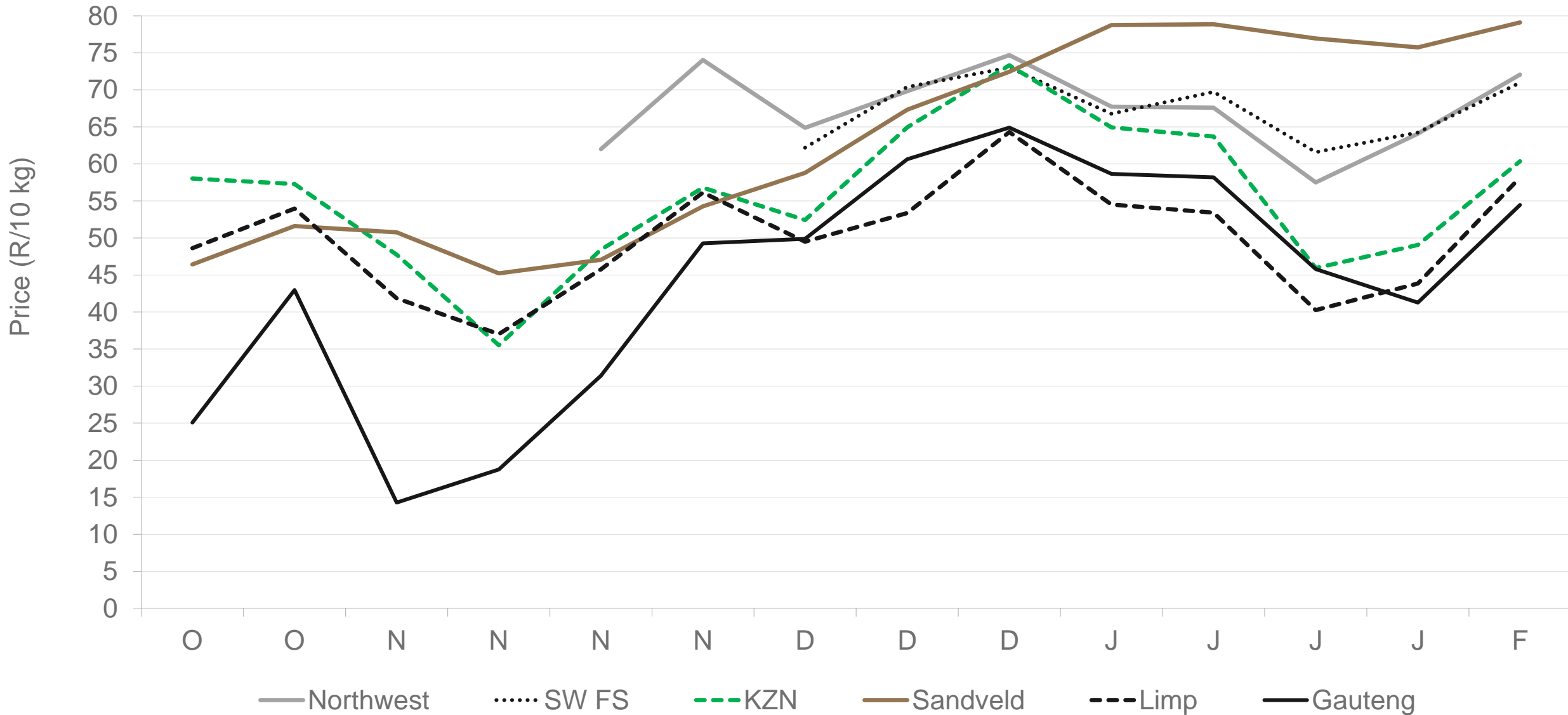
Data disclaimer: Potatoes SA does not take responsibility for the accuracy or interpretation of company data re-purposed by 3rd parties

JHB market daily : Top 10% versus Bottom 10% prices – Class 1 Medium (Since January 2023)



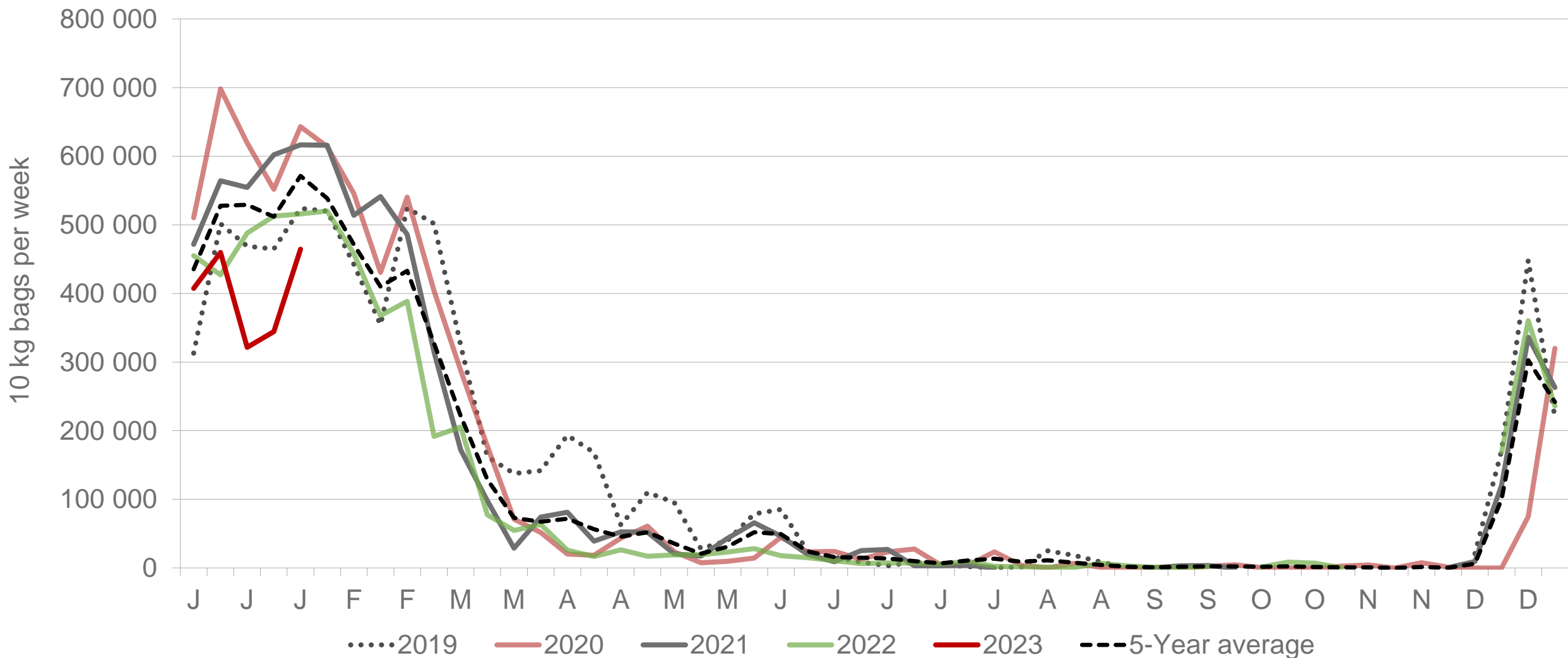
Data disclaimer: Potatoes SA does not take responsibility for the accuracy or interpretation of company data re-purposed by 3rd parties

Average Class 1 Medium prices in regions



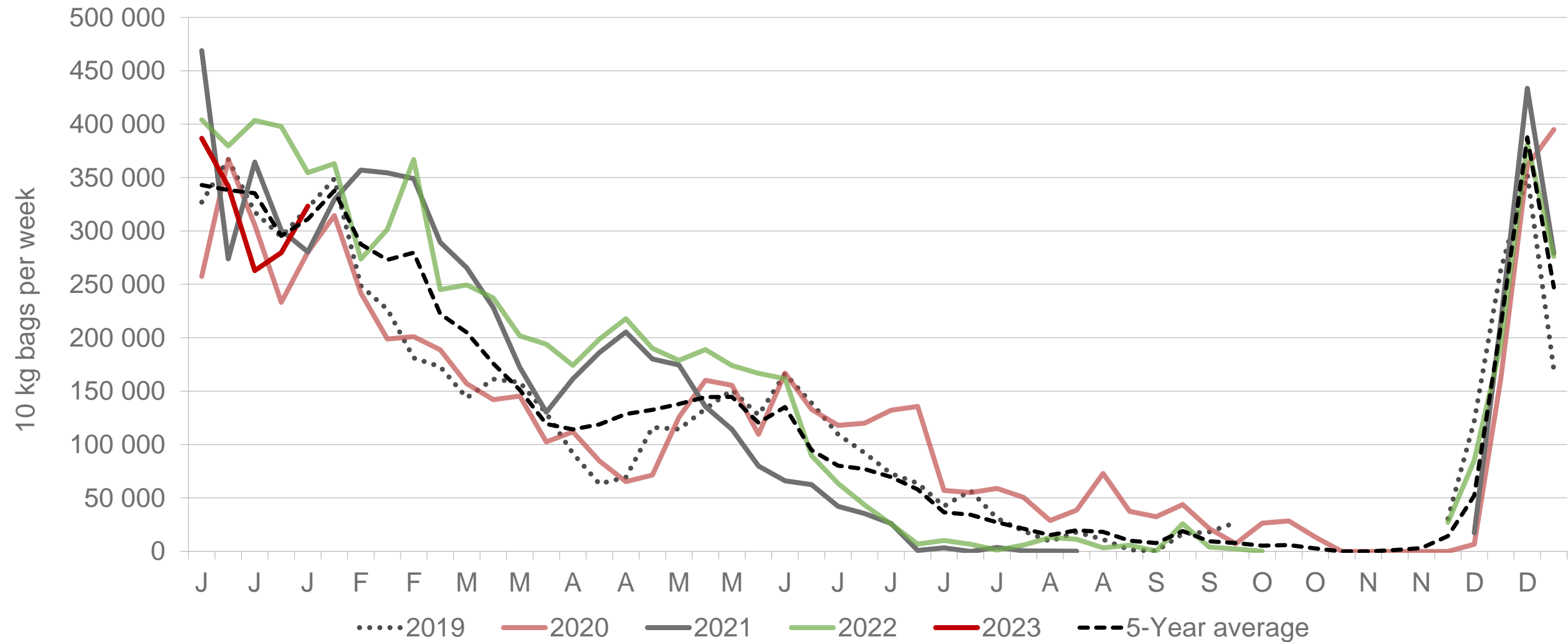
Data disclaimer: Potatoes SA does not take responsibility for the accuracy or interpretation of company data re-purposed by 3rd parties

South Western Free State: Amount of 10 kg bags per week sold on FPMs (all classes)



Sold 578 231 bags **less** than the **5-year average** (2018 to 2022) of the first five weeks of each year.

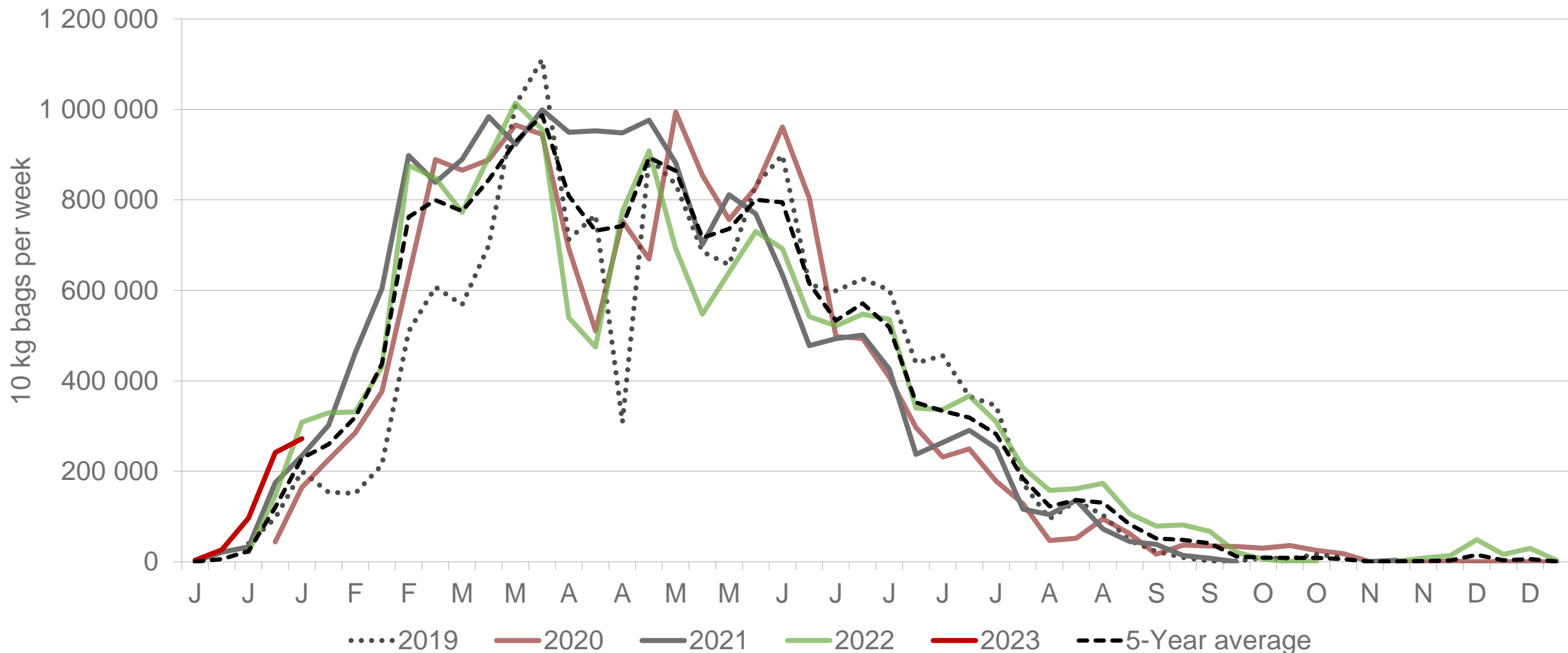
North West: Amount of 10 kg bags per week sold on FPMs (all classes)



Sold 28 845 bags **less** than the **5-year average** (2018 to 2022) of the first five weeks of each year.

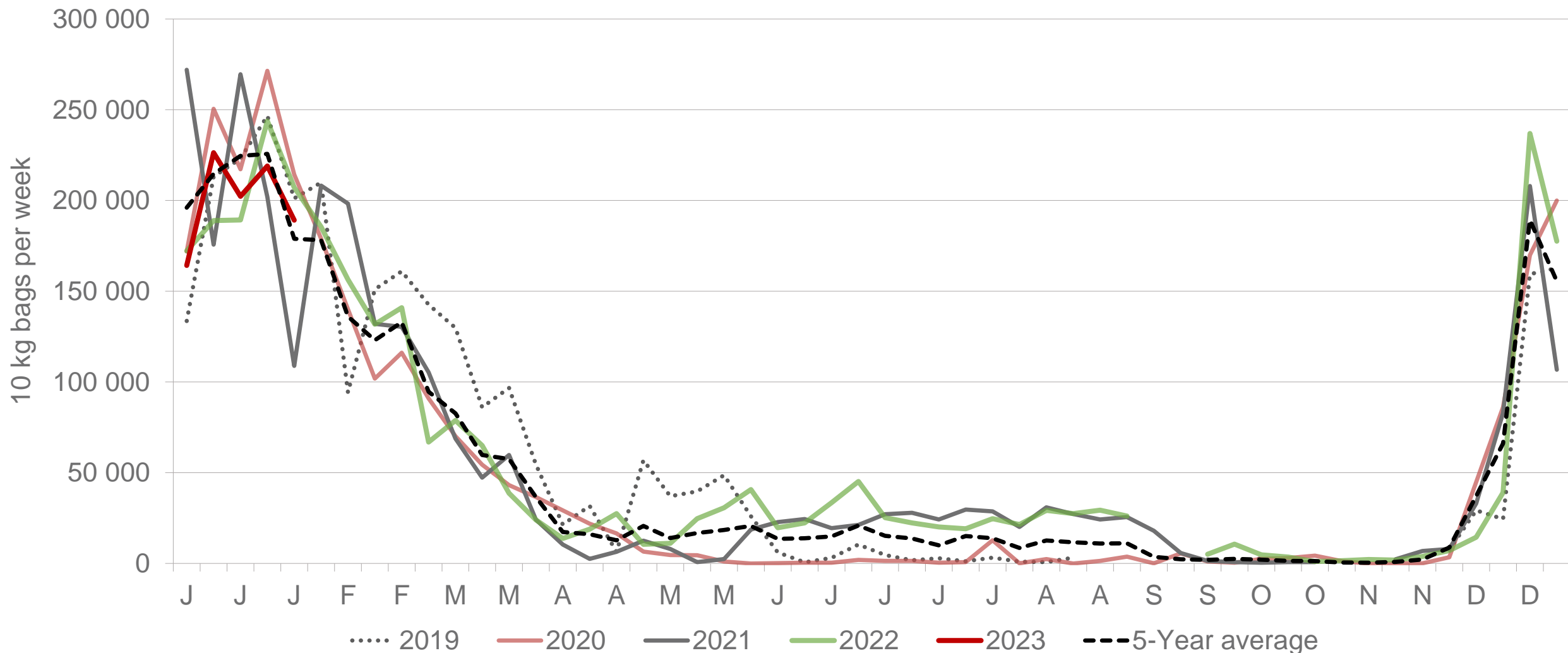
Data disclaimer: Potatoes SA does not take responsibility for the accuracy or interpretation of company data re-purposed by 3rd parties

Eastern Free State: Amount of 10 kg bags per week sold on FPMs (all classes)



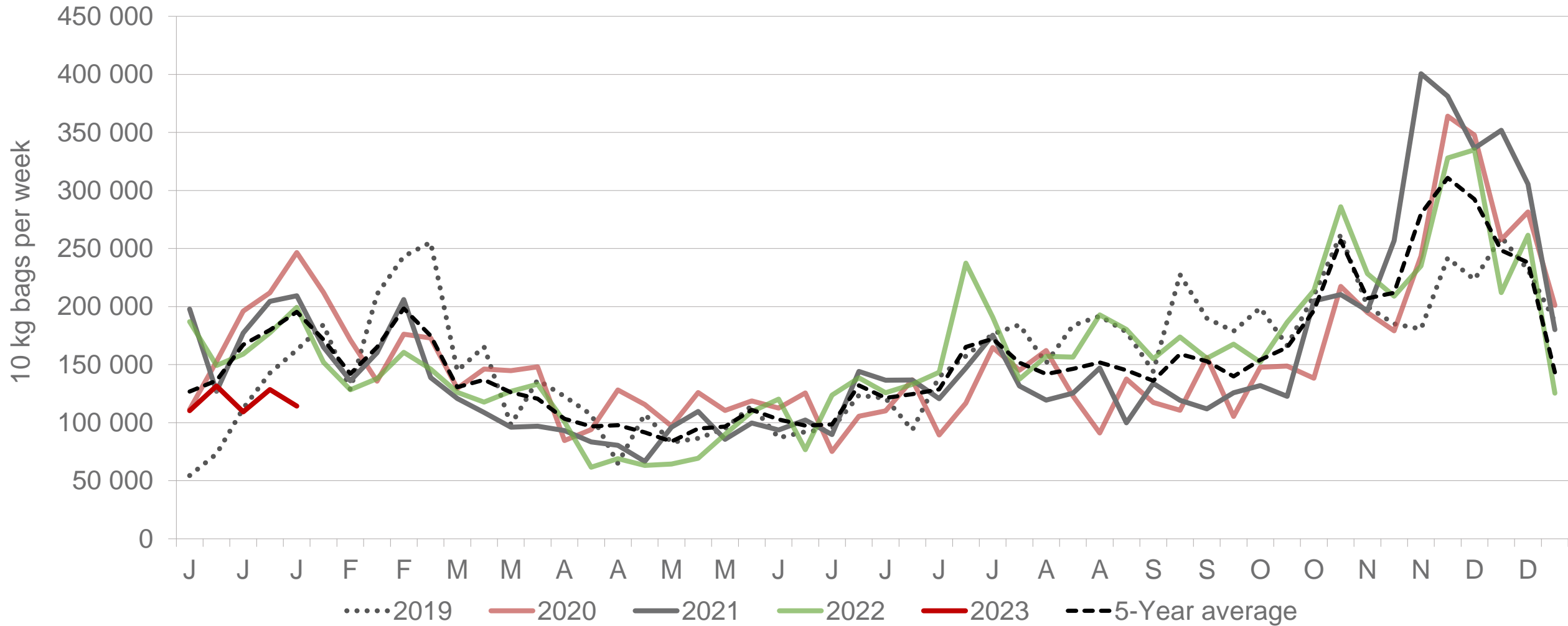
Sold 261 275 bags **more** than the **5-year average** (2018 to 2022) of the first five weeks of each year.

Gauteng: Amount of 10 kg bags per week sold on FPMs (all classes)



Sold 38 858 bags **less** than the **5-year average** (2018 to 2022) of the first five weeks of each year.

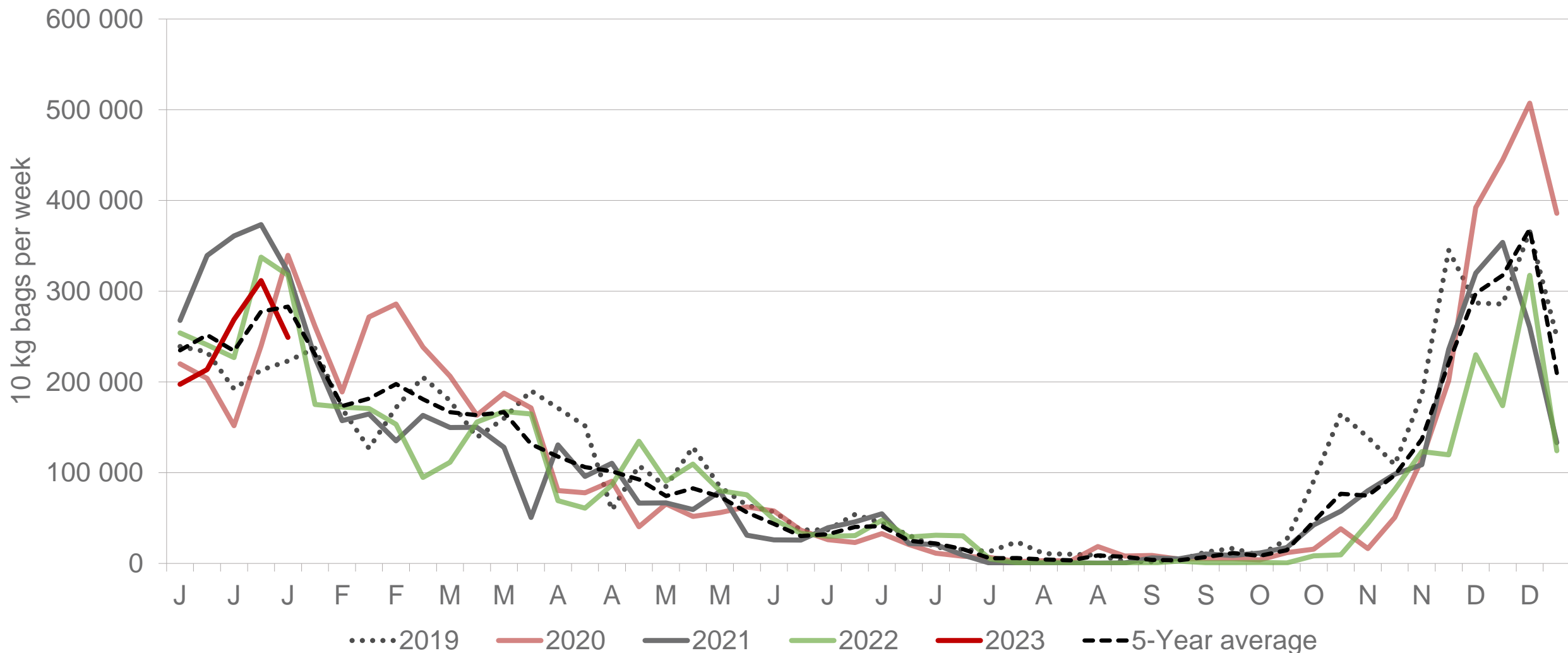
Sandveld: Amount of 10 kg bags per week sold on FPMs (all classes)



Sold 211 407 **less** than the **5-year average** (2018 to 2022) of the first five weeks of each year.

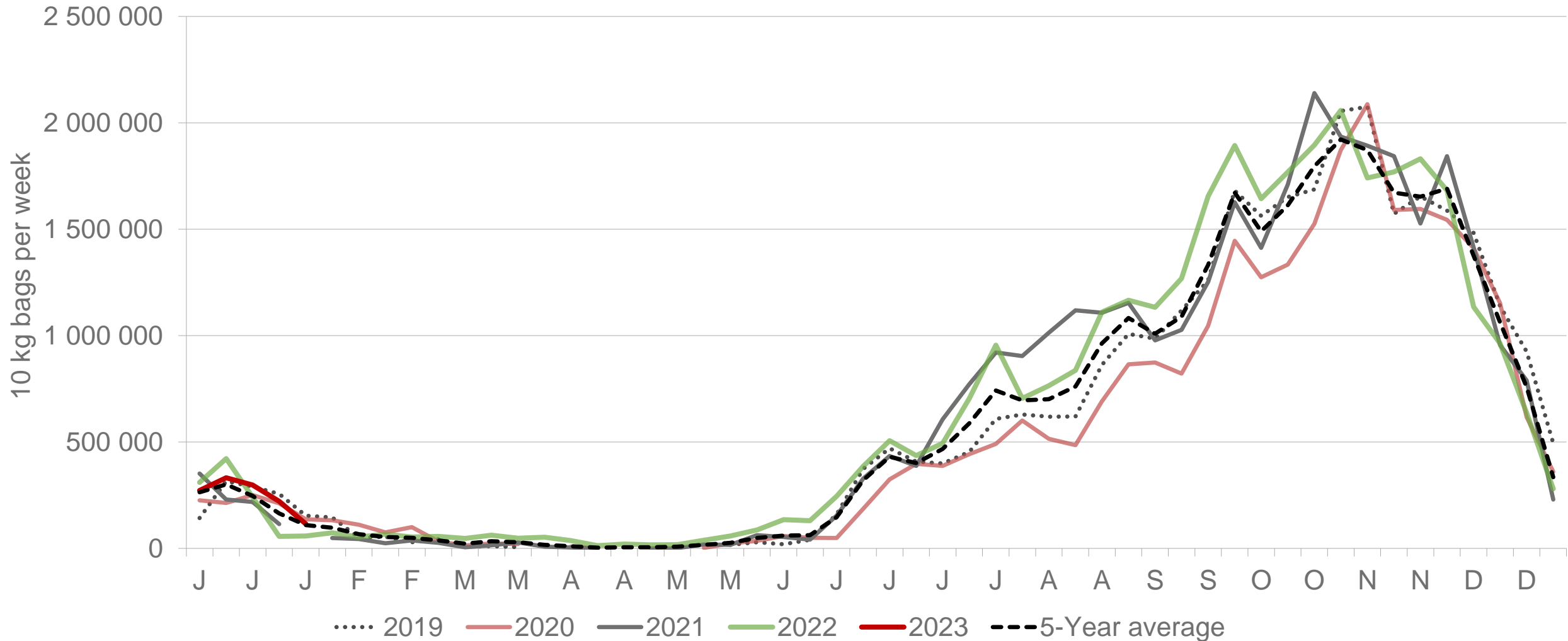
Data disclaimer: Potatoes SA does not take responsibility for the accuracy or interpretation of company data re-purposed by 3rd parties

KwaZulu-Natal: Amount of 10 kg bags per week sold on FPMs (all classes)



Sold 40 701 bags **less** than the **5-year average** (2018 to 2022) of the first five weeks of each year.

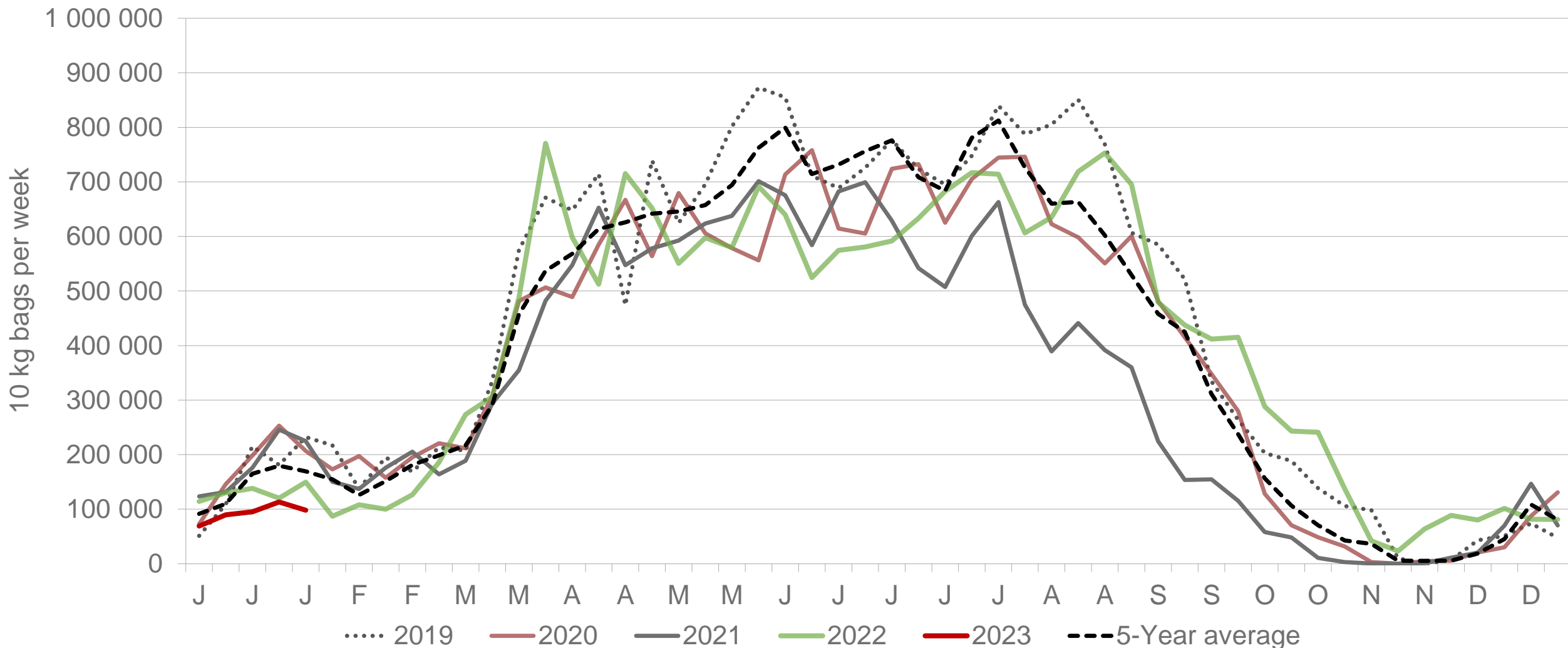
Limpopo: Amount of 10 kg bags per week sold on FPMs (all classes)



Sold 151 955 bags **more** than the **5-year average** (2018 to 2022) of the first five weeks of each year.

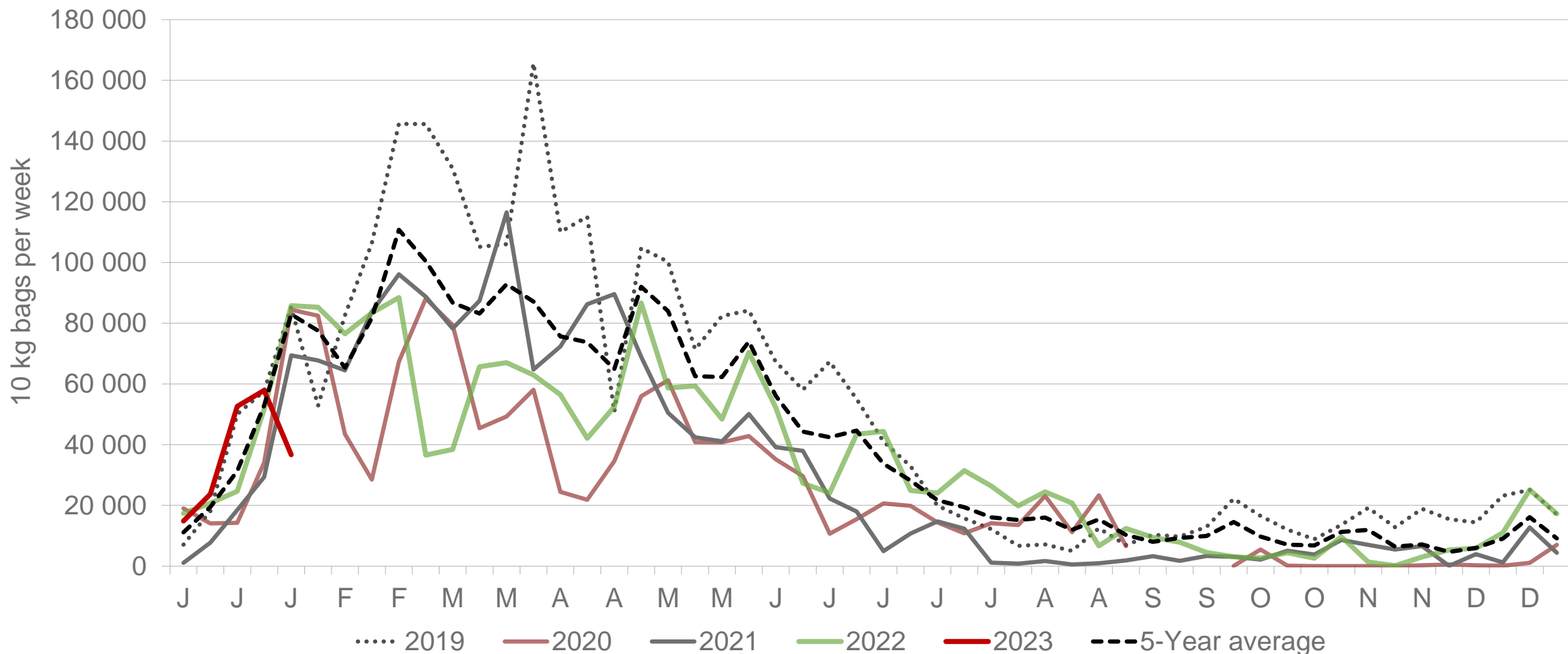
Data disclaimer: Potatoes SA does not take responsibility for the accuracy or interpretation of company data re-purposed by 3rd parties

Western Free State : Amount of 10 kg bags per week sold on FPMs (all classes)



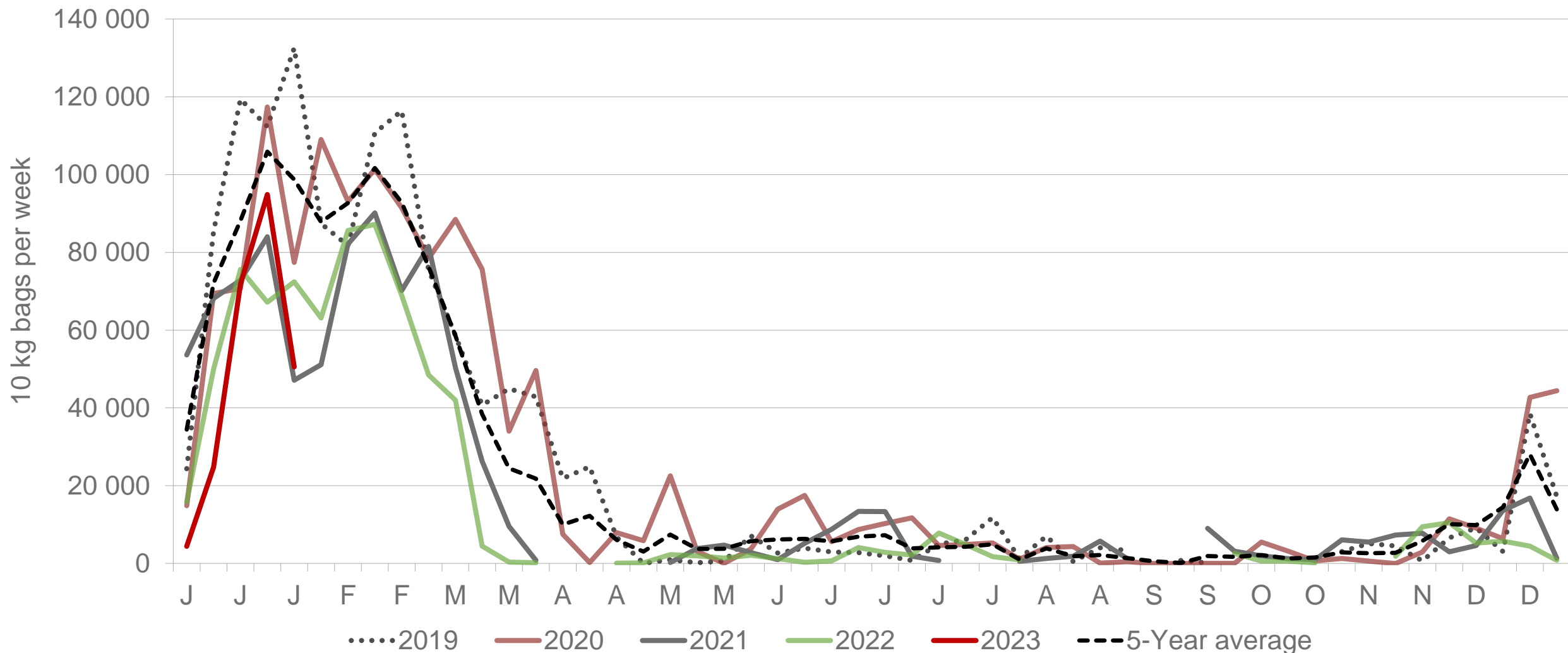
Sold 325 406 bags **less** than the **5-year average** (2018 to 2022) of the first five weeks of each year.

North Eastern Cape: Amount of 10 kg bags per week sold on FPMs (all classes)



Sold 12 011 bags **less** than the **5-year average** (2018 to 2022) of the first five weeks of each year.

Mpumalanga: Amount of 10 kg bags per week sold on FPMs (all classes)



Sold 152 936 bags **less** than the **5-year average** (2018 to 2022) of the first five weeks of each year.

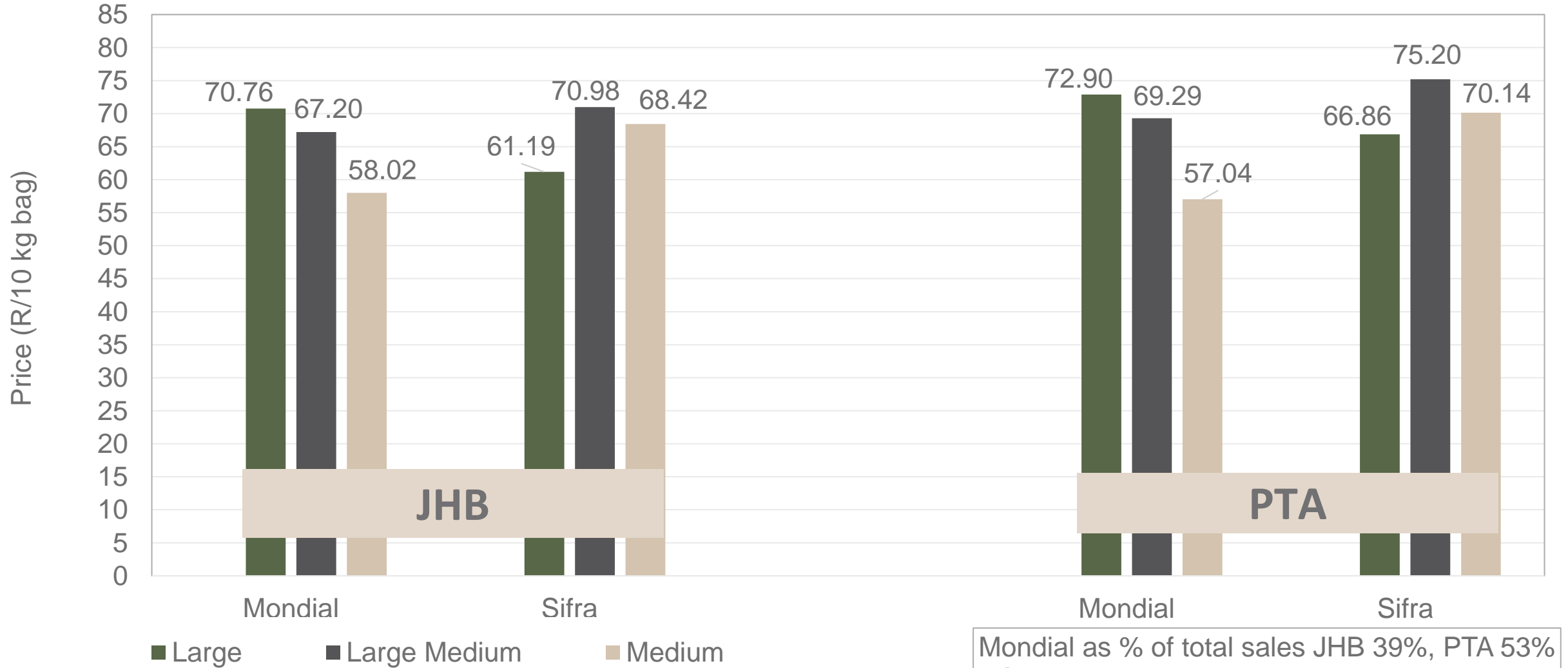
Average weekly prices and volumes for 10 kg bags of potatoes sold on selected markets from selected production regions



Klas & Grootte	South Western Freestate				North West				Eastern Free State				KwaZulu-Natal				Gauteng				Sandveld		All Regions			
	JOH		PRE		JOH		PRE		JOH		PRE		JOH		DUR		JOH		PRE		CAP		All Markets			
	Volume	Prices	Volume	Prices	Volume	Prices	Volume	Prices	Volume	Prices	Volume	Prices	Volume	Prices	Volume	Prices	Volume	Prices	Volume	Prices	Volume	Prices	Volume	Prices		
	10kg	R/10kg	10kg	R/10kg	10kg	R/10kg	10kg	R/10kg	10kg	R/10kg	10kg	R/10kg	10kg	R/10kg	10kg	R/10kg	10kg	R/10kg	10kg	R/10kg	10kg	R/10kg	10kg	R/10kg		
1L	31 192	64.99	4 472	67.22	28 120	64.25	11 965	73.72	40 067	68.07	26 915	73.82	28 188	70.16	17 679	64.26	46 729	63.21	11 803	62.29	9 443	86.39	424 641	67.26		
1L/M	52 434	70.13	19 819	76.06	31 805	73.79	17 348	79.49	24 837	64.22	9 790	70.67	16 724	67.26	21 577	63.01	26 907	63.18	7 947	61.34	18 350	82.12	430 530	69.09		
1M	35 799	71.21	10 156	75.34	15 305	71.45	10 182	75.77	13 280	60.55	5 327	62.53	10 479	57.86	15 235	54.75	22 068	50.71	12 909	53.55	30 531	78.25	333 356	65.02		
1S	6 063	45.41	1 742	40.17	11 419	47.98	3 167	43.18	4 001	39.20	13	35.00	1 306	40.30	2 946	33.71	7 373	37.39	4 494	33.29	16 089	67.51	99 960	45.12		
1S/M	8 853	57.50	2 966	54.51	8 924	59.37	3 235	55.93	8 037	47.93	1 789	48.09	392	41.15	5 529	44.26	2 814	39.41	3 256	40.45	3 111	71.01	124 769	51.24		
1XL	-	-	-	-	-	-	-	-	-	-	-	-	-	-	-	-	-	-	-	-	-	-	-	-		
1XS	4 306	39.92	-	-	5 457	41.28	-	-	558	30.90	-	-	363	25.33	-	-	1 485	23.53	-	-	-	-	16 729	33.89		
1XXS	-	-	-	-	-	-	-	-	-	-	-	-	-	-	-	-	-	-	-	-	-	-	-	-		
2L	2 519	61.44	3 516	67.46	1 366	48.84	3 761	65.90	11 083	45.95	14 276	67.36	4 551	60.90	3 480	53.74	5 196	52.15	3 105	46.08	6 327	77.70	115 735	58.69		
2L/M	732	68.24	1 282	61.27	4 212	57.92	1 889	73.90	909	56.91	2 816	59.57	2 317	56.96	4 271	55.25	1 366	52.54	4 926	27.50	5 593	73.13	79 508	56.22		
2M	110	70.00	375	69.11	1 112	61.49	830	65.98	4 171	50.17	5 645	30.54	533	48.58	4 944	44.28	2 123	44.32	385	23.63	7 356	68.80	76 079	50.21		
2S	560	48.21	1	20.00	-	-	110	44.97	14	15.00	964	43.30	332	33.36	2 972	23.10	639	30.00	10	8.00	2 140	45.39	18 389	36.56		
2S/M	-	-	110	55.00	-	-	110	45.00	-	-	925	44.68	-	-	-	-	-	-	-	-	-	-	1 883	59.59	16 095	45.61
2XL	-	-	-	-	-	-	-	-	-	-	-	-	-	-	-	-	-	-	-	-	-	-	-	-		
2XS	49	35.00	-	-	-	-	-	-	-	-	-	-	-	-	-	-	-	-	-	-	-	-	1 373	18.32		
2XXS	-	-	-	-	-	-	-	-	-	-	-	-	-	-	-	-	-	-	-	-	-	-	-	-		
3L	3 269	39.66	1 364	57.71	927	54.55	2 513	56.51	11 768	44.61	9 542	54.09	2 526	41.74	108	47.78	417	33.60	-	-	1 144	62.73	59 481	47.53		
3L/M	-	-	-	-	9 709	46.91	1 980	53.06	337	39.58	3 910	35.79	-	-	60	50.00	-	-	-	-	330	63.61	33 131	46.73		
3M	10 617	35.92	2 733	38.02	5 761	42.13	1 218	42.16	3 790	35.77	5 928	39.33	440	30.00	268	29.51	2 804	35.20	2 158	31.27	1 033	53.82	75 262	36.97		
3S/M	430	30.00	110	30.00	-	-	110	20.68	3 512	25.17	110	25.00	-	-	-	-	-	-	-	-	-	-	8 305	28.83		
3XS	-	-	-	-	-	-	-	-	-	-	-	-	-	-	-	-	-	-	-	-	-	-	224	13.86		
3XXS	-	-	-	-	-	-	-	-	-	-	-	-	-	-	-	-	-	-	-	-	-	-	-	-		
4L	-	-	-	-	-	-	-	-	-	-	4 856	39.08	-	-	-	-	-	-	-	-	-	-	5 124	39.42		
4L/M	-	-	-	-	-	-	-	-	-	-	1 890	37.22	-	-	-	-	-	-	-	-	-	-	2 831	40.17		
4M	-	-	440	6.06	-	-	-	-	-	-	390	31.23	-	-	1 605	28.40	-	-	-	-	-	-	6 234	26.29		
4S	-	-	-	-	-	-	-	-	-	-	-	-	-	-	-	-	-	-	-	-	-	-	31	5.00		
4S/M	-	-	-	-	-	-	-	-	-	-	-	-	-	-	-	-	-	-	-	-	-	-	-	-		
Total	156 933	63.56	50 497	67.35	124 117	61.86	61 581	68.36	126 364	57.13	95 306	59.28	68 151	63.85	81 848	54.56	119 921	56.40	51 199	49.87	111 754	73.41	1 958 193	59.71		

Data disclaimer: Potatoes SA does not take responsibility for the accuracy or interpretation of company data re-purposed by 3rd parties

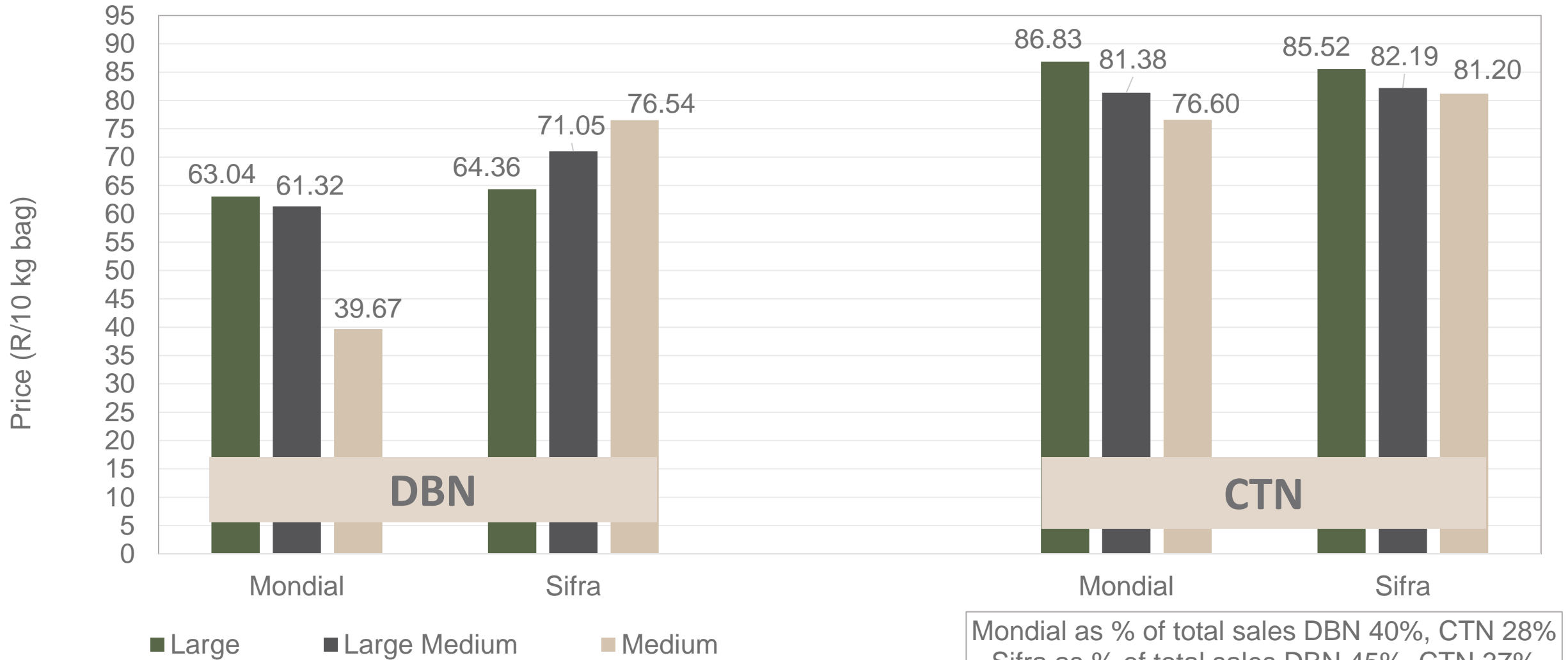
PTA & JHB markets: Average Prices - Different Sizes (only 10 kg bags)



Mondial as % of total sales JHB 39%, PTA 53%
 Sifra as % of total sales JHB 47%, PTA 39%

Data disclaimer: Potatoes SA does not take responsibility for the accuracy or interpretation of company data re-purposed by 3rd parties

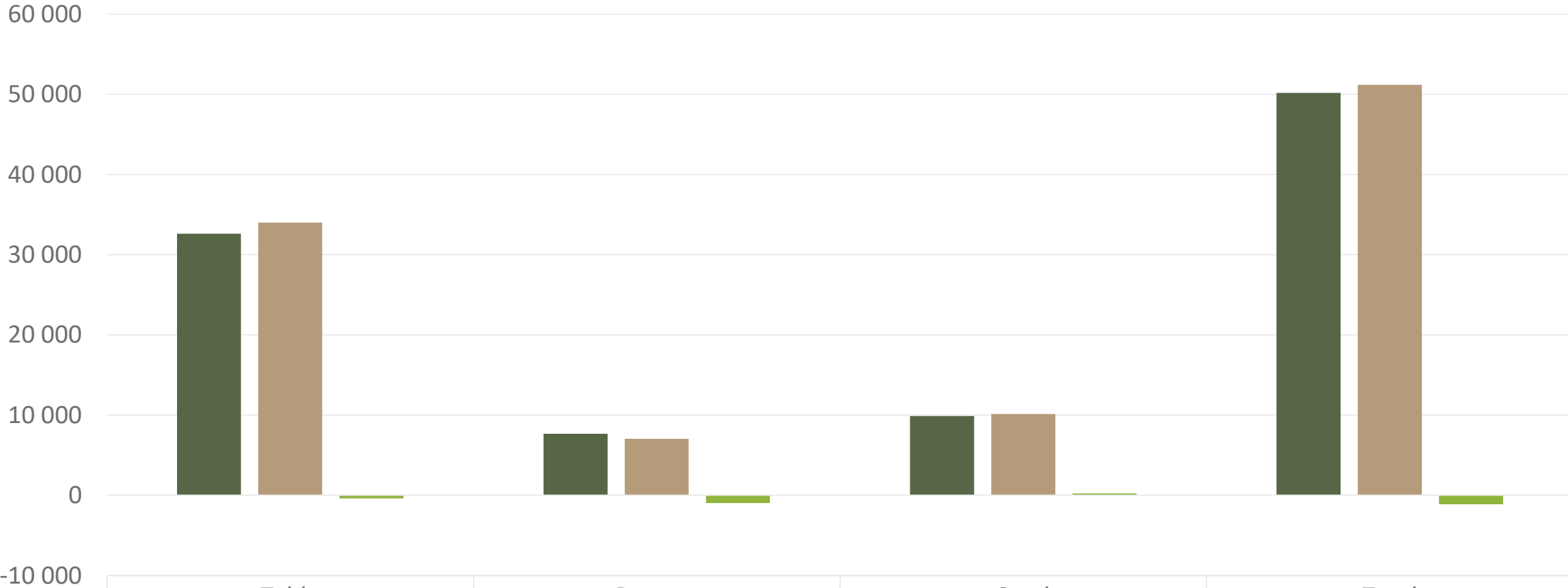
DBN & CTN markets: Average Prices - Different Sizes (only 10 kg bags)



Mondial as % of total sales DBN 40%, CTN 28%
 Sifra as % of total sales DBN 45%, CTN 37%

Data disclaimer: Potatoes SA does not take responsibility for the accuracy or interpretation of company data re-purposed by 3rd parties

Hectares planted to date for season 2022 versus 2021



Data disclaimer: Potatoes SA does not take responsibility for the accuracy or interpretation of company data re-purposed by 3rd parties

Hectares planted to date for season 2023 versus 2022

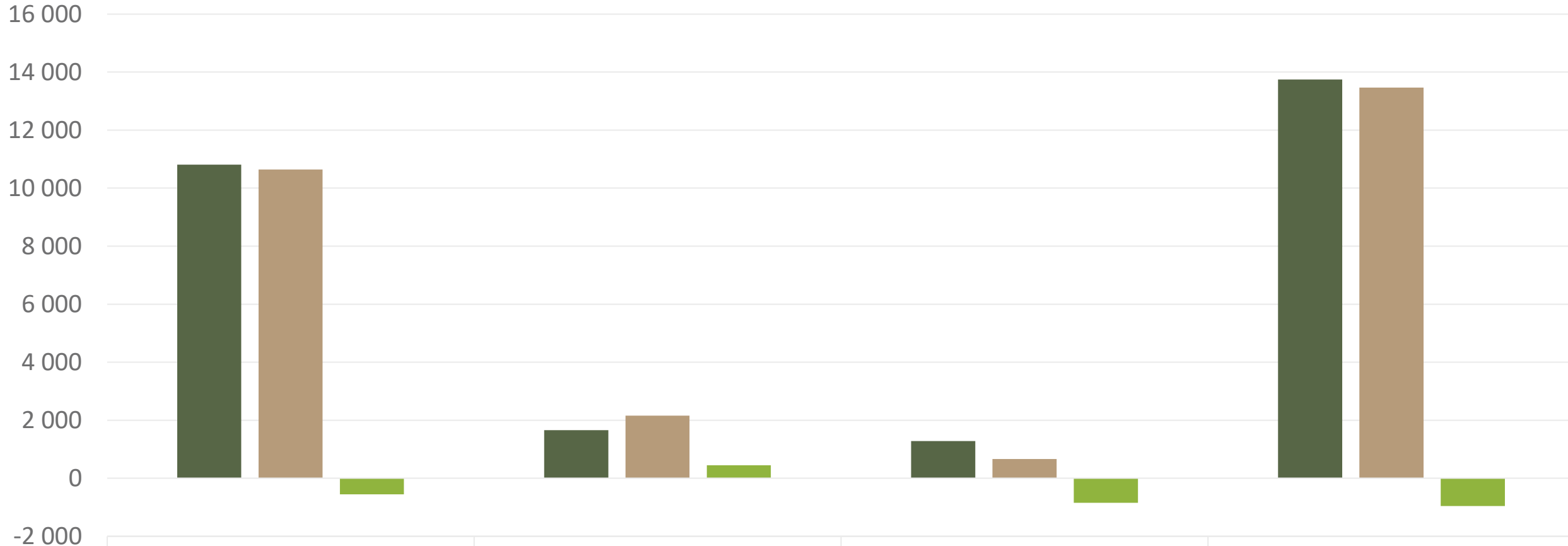



	Table	Process	Seed	Total
■ 2022	10 810	1 657	1 281	13 748
■ 2023	10 646	2 156	661	13 463
■ Changes	-556	448	-846	-954


Regions finished planting: Northern Cape early, North West main harvest, Eastern Free State main harvest, Ceres main harvest and South Western Free State main harvest


Data disclaimer: Potatoes SA does not take responsibility for the accuracy or interpretation of company data re-purposed by 3rd parties


Thank you for your time

Feel free to contact us

 fpcoetzee@potatoes.co.za
dikgetho@potatoes.co.za

 +27 (0)12 349 1906

 6 De Havilland Crescent
Persequor Techno Park
Persequor Park
Pretoria

 www.potatoes.co.za



Potatoes
Aartappels SA