



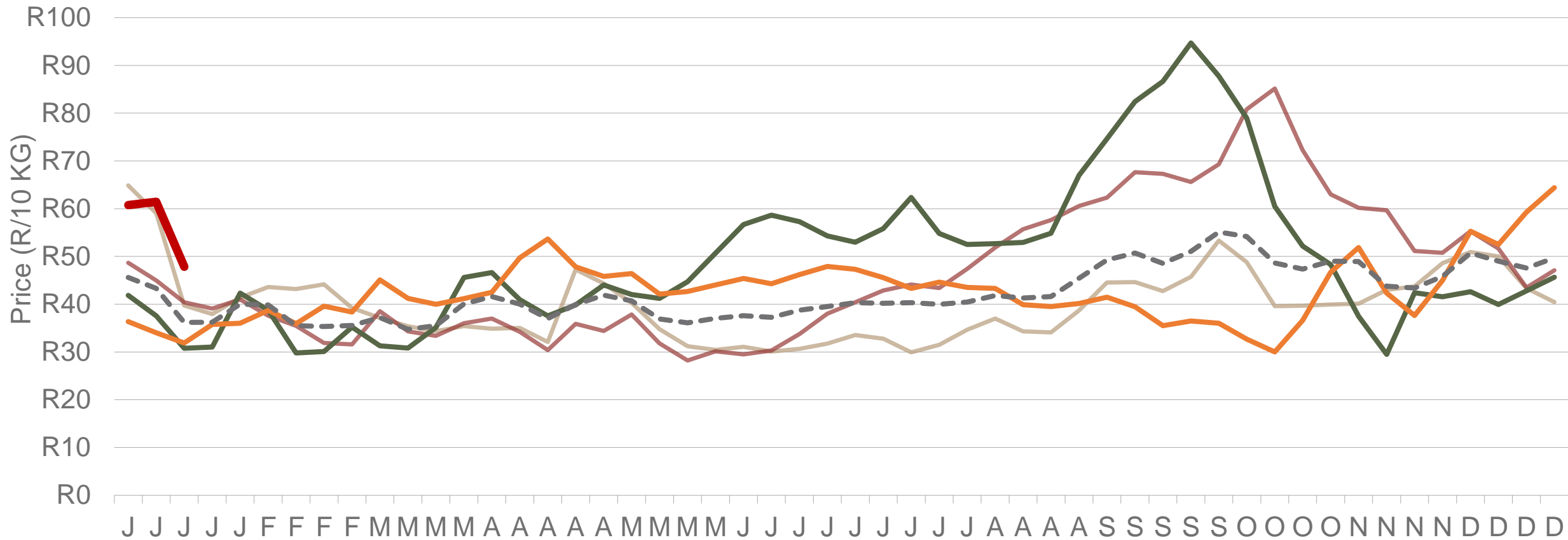
Potatoes  
Aartappels SA




# Weekly Market Information


20 January 2023






[www.potatoes.co.za](http://www.potatoes.co.za)


# Average weekly price – all markets & all classes



 2019       2020  
*Number of bags sold*  
 **3%**  
*(Week on Week)*

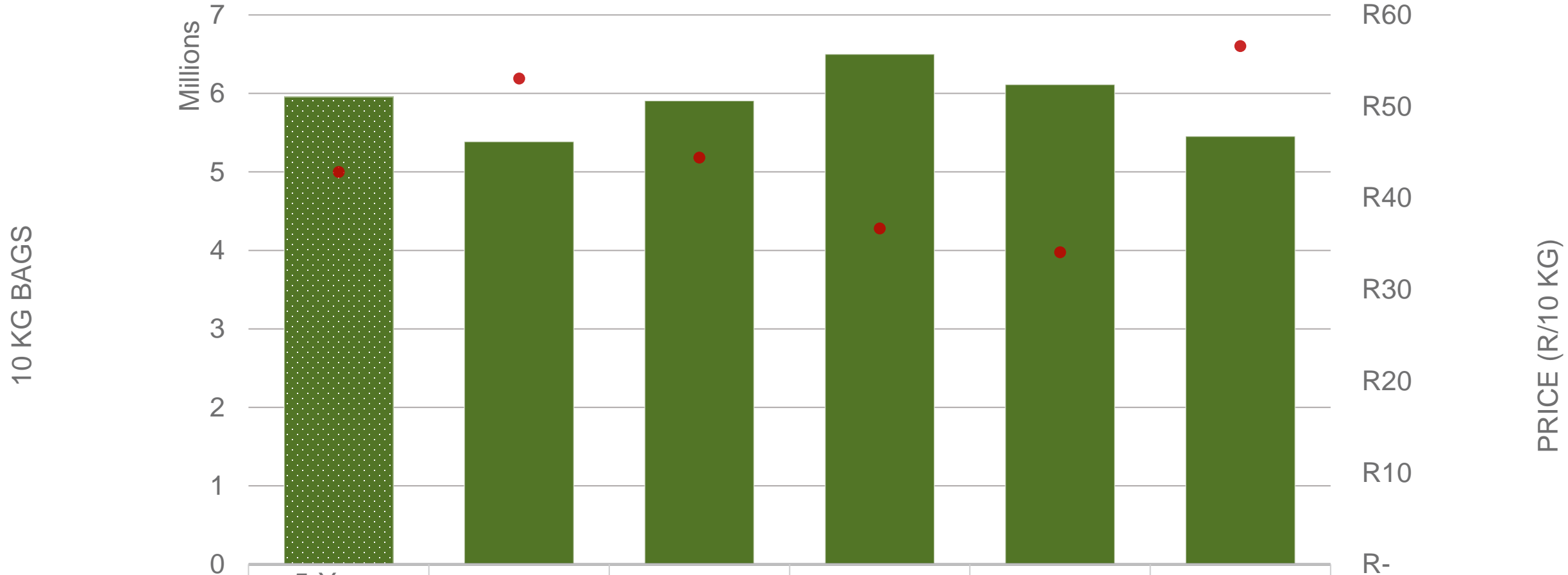


 2021       2022       2023       5-year average  
*Average weekly price*  
 **22%**  
*(Week on week)*



*Data disclaimer: Potatoes SA does not take responsibility for the accuracy or interpretation of company data re-purposed by 3rd parties*

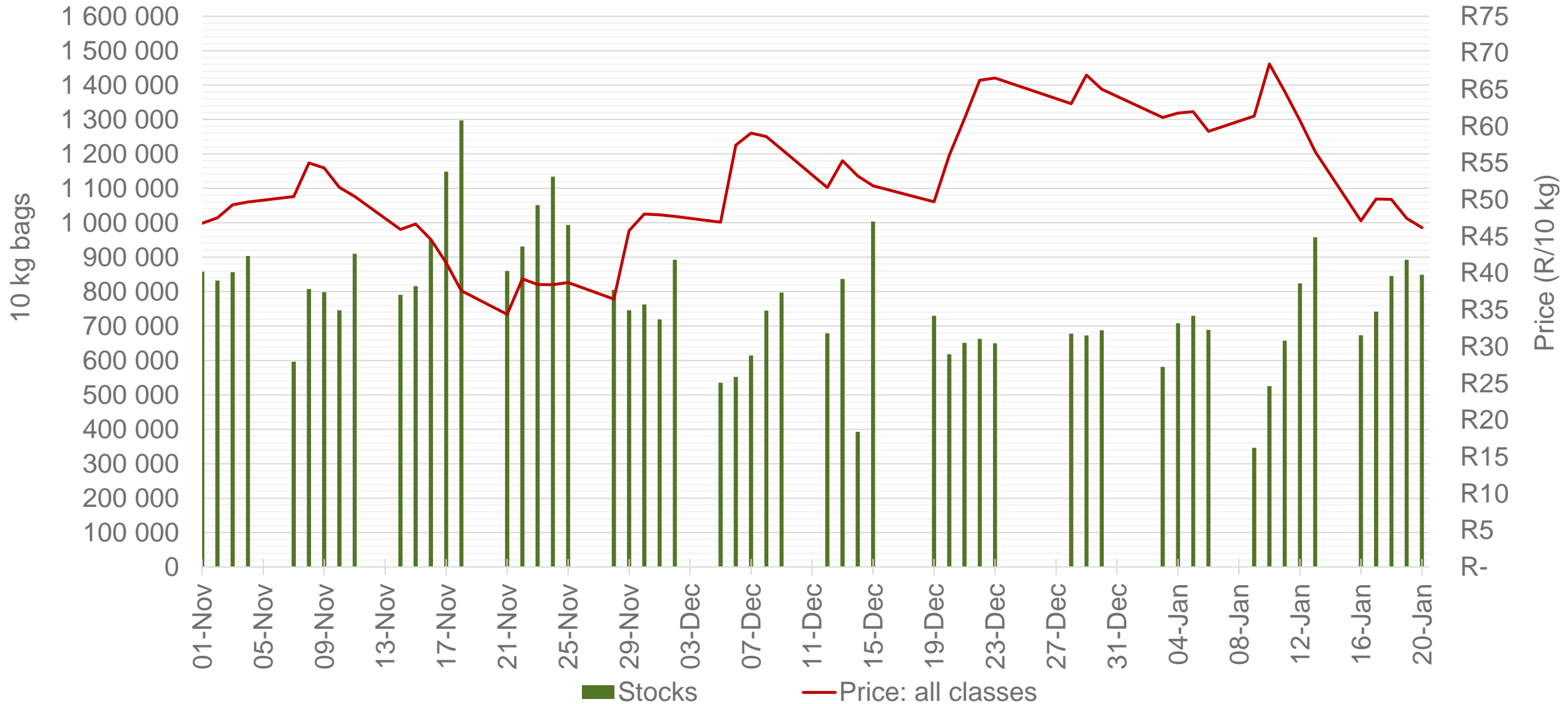
# Cumulative total number of 10 kg bags sold on markets: First 3 weeks of the year 2023



	5-Year average	2019	2020	2021	2022	2023*
■ Number of bags sold	5 957 433	5 386 233	5 905 327	6 499 488	6 113 399	5 453 209
● Average price	R 42.85	R 53.05	R 44.41	R 36.68	R 34.08	R 56.58

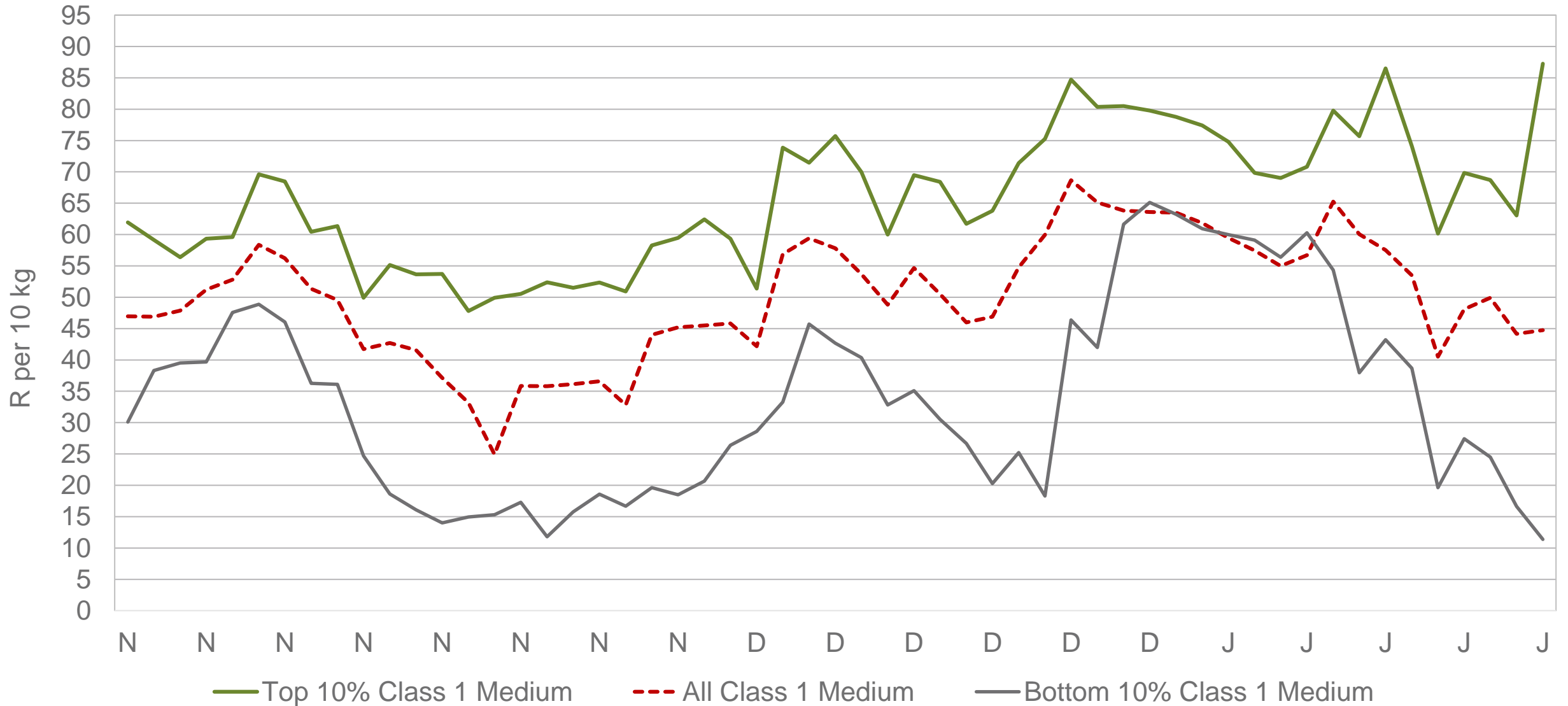
Sold 504 224 bags **less** than the **5-year average** (2018 to 2022) of the first three weeks of each year

# RSA daily Price versus Daily Available stocks (all classes & all sizes)



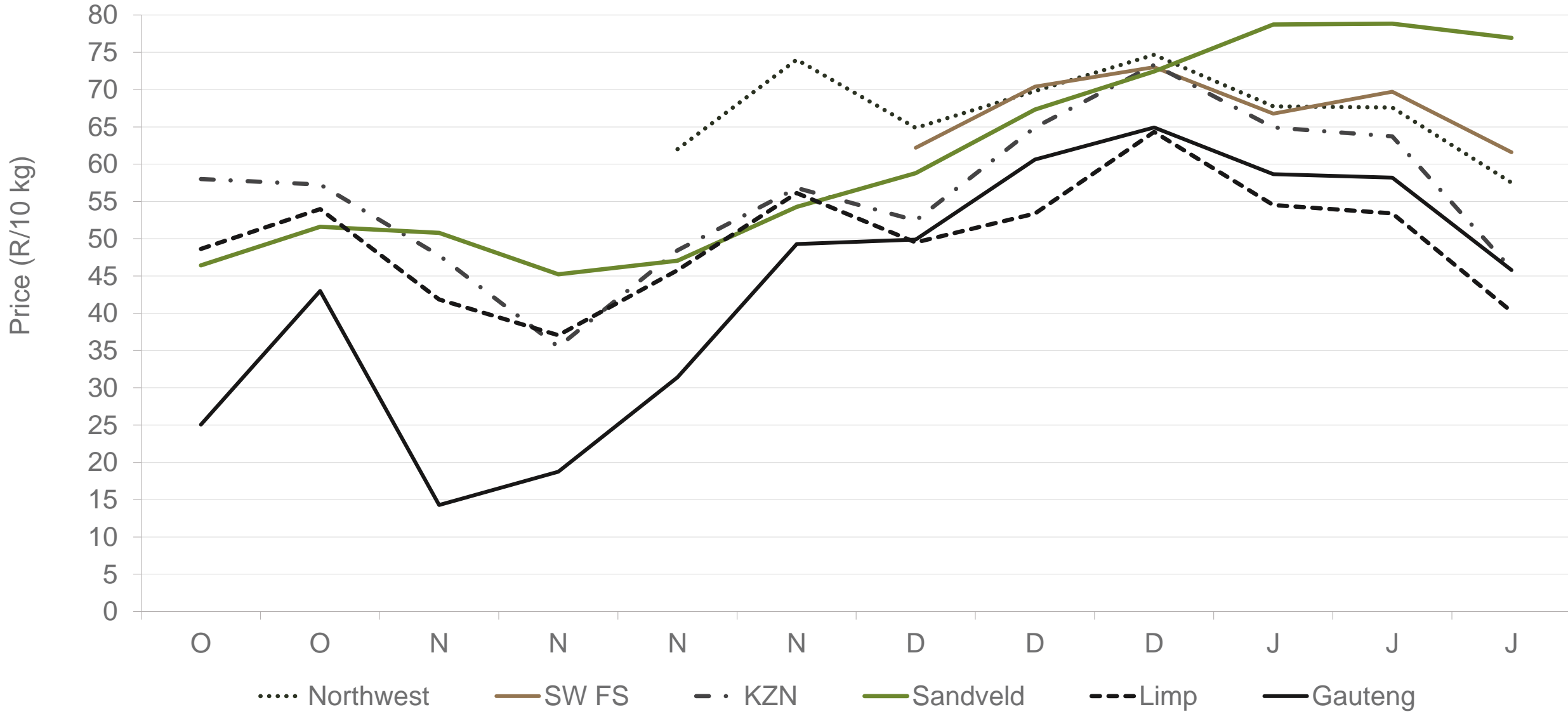
Data disclaimer: Potatoes SA does not take responsibility for the accuracy or interpretation of company data re-purposed by 3rd parties

# JHB market daily : Top 10% versus Bottom 10% prices – Class 1 Medium (Since November 2022)



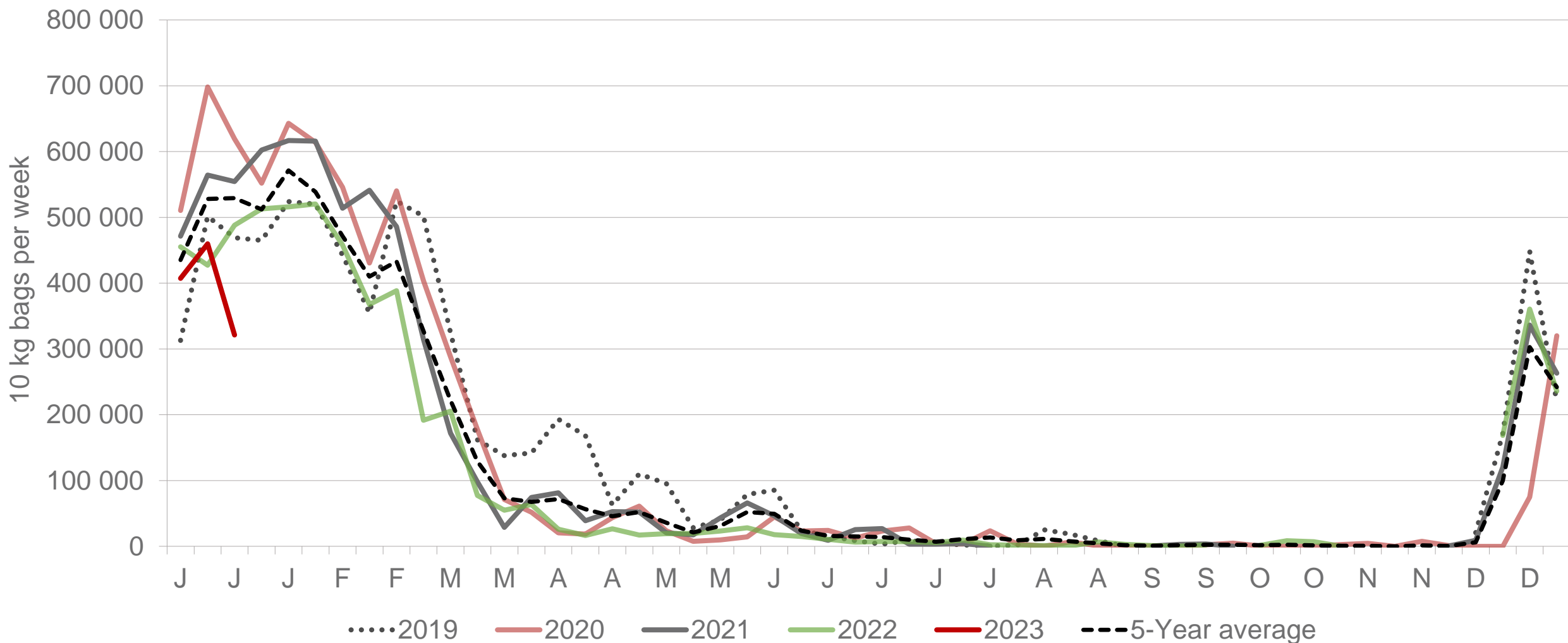
Data disclaimer: Potatoes SA does not take responsibility for the accuracy or interpretation of company data re-purposed by 3rd parties

# Average Class 1 Medium prices in regions



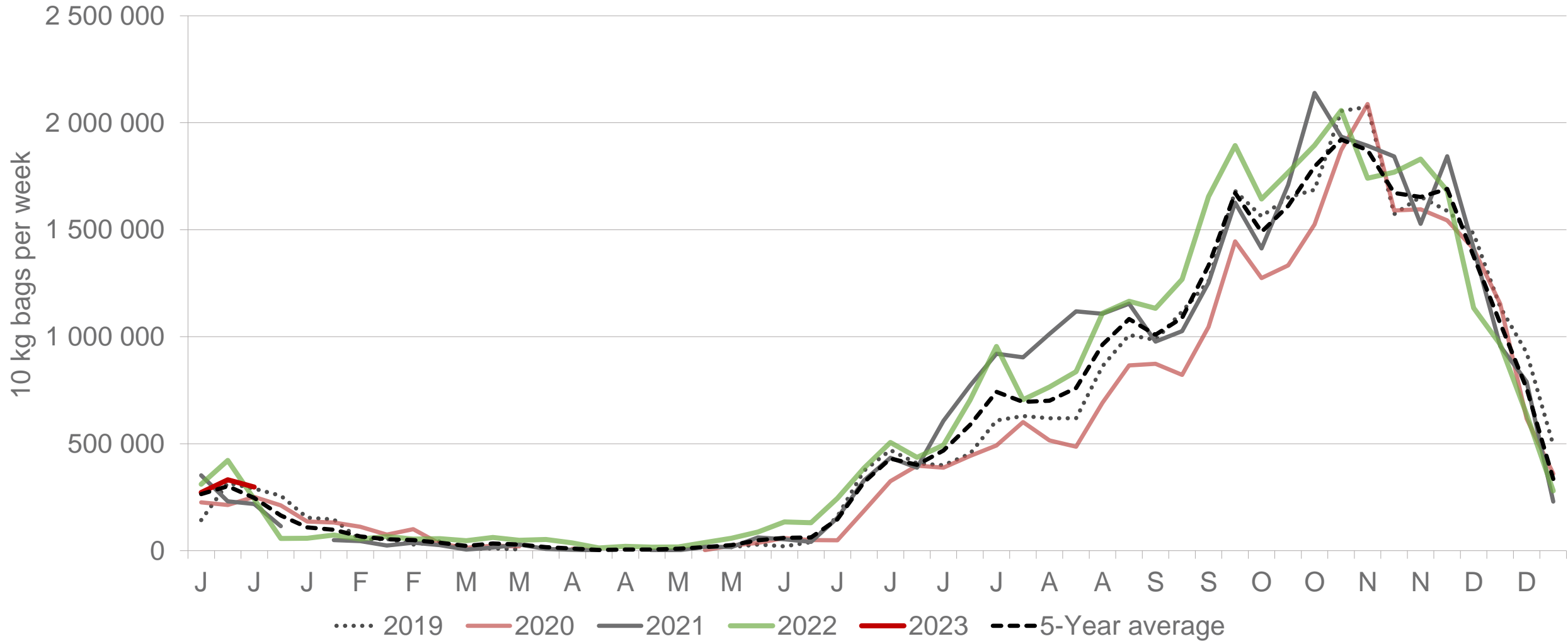
Data disclaimer: Potatoes SA does not take responsibility for the accuracy or interpretation of company data re-purposed by 3rd parties

# South Western Free State: Amount of 10 kg bags per week sold on FPMs (all classes)



Sold 303 840 bags **less** than the **5-year average** (2018 to 2022) of the first three weeks of each year.

# Limpopo: Amount of 10 kg bags per week sold on FPMs (all classes)

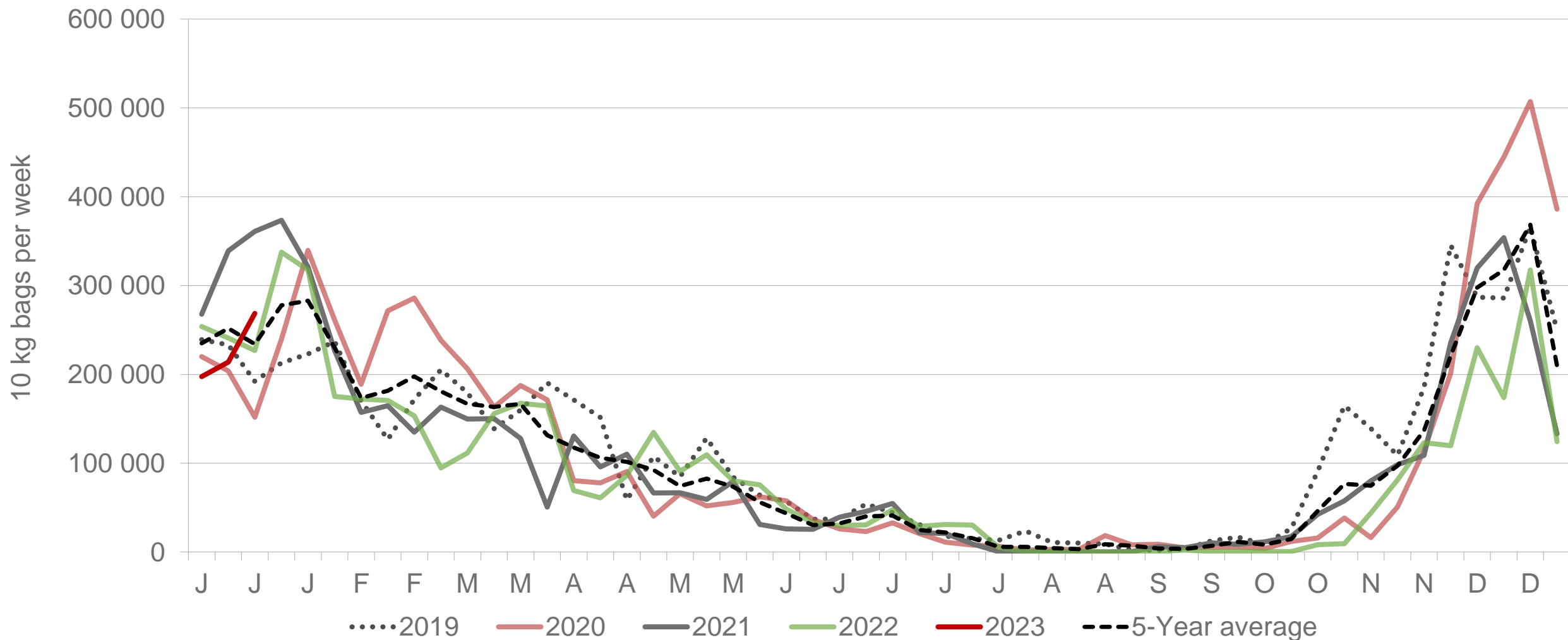


Sold 89 530 bags **more** than the **5-year average** (2018 to 2022) of the first three weeks of each year.

*Data disclaimer: Potatoes SA does not take responsibility for the accuracy or interpretation of company data re-purposed by 3rd parties*

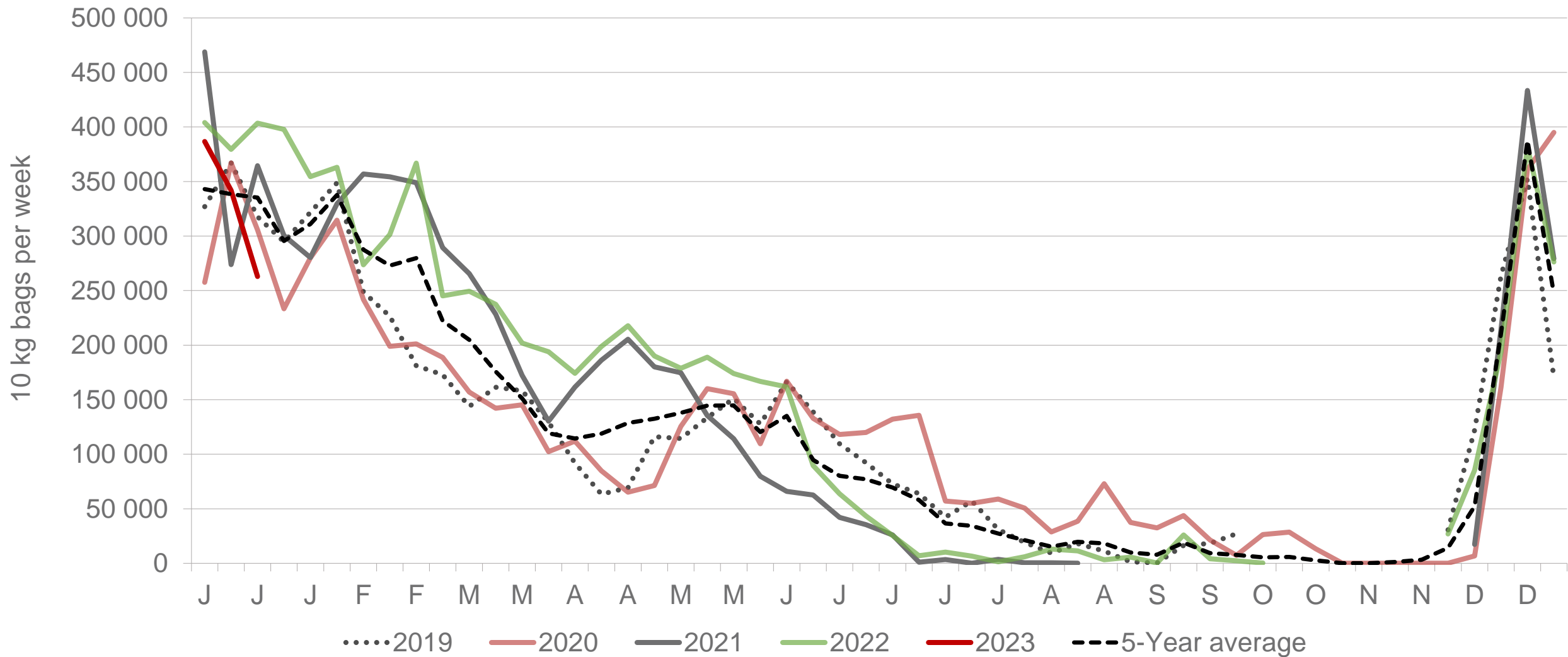


# KwaZulu-Natal: Amount of 10 kg bags per week sold on FPMs (all classes)



Sold 40 996 bags **less** than the **5-year average** (2018 to 2022) of the first three weeks of each year.

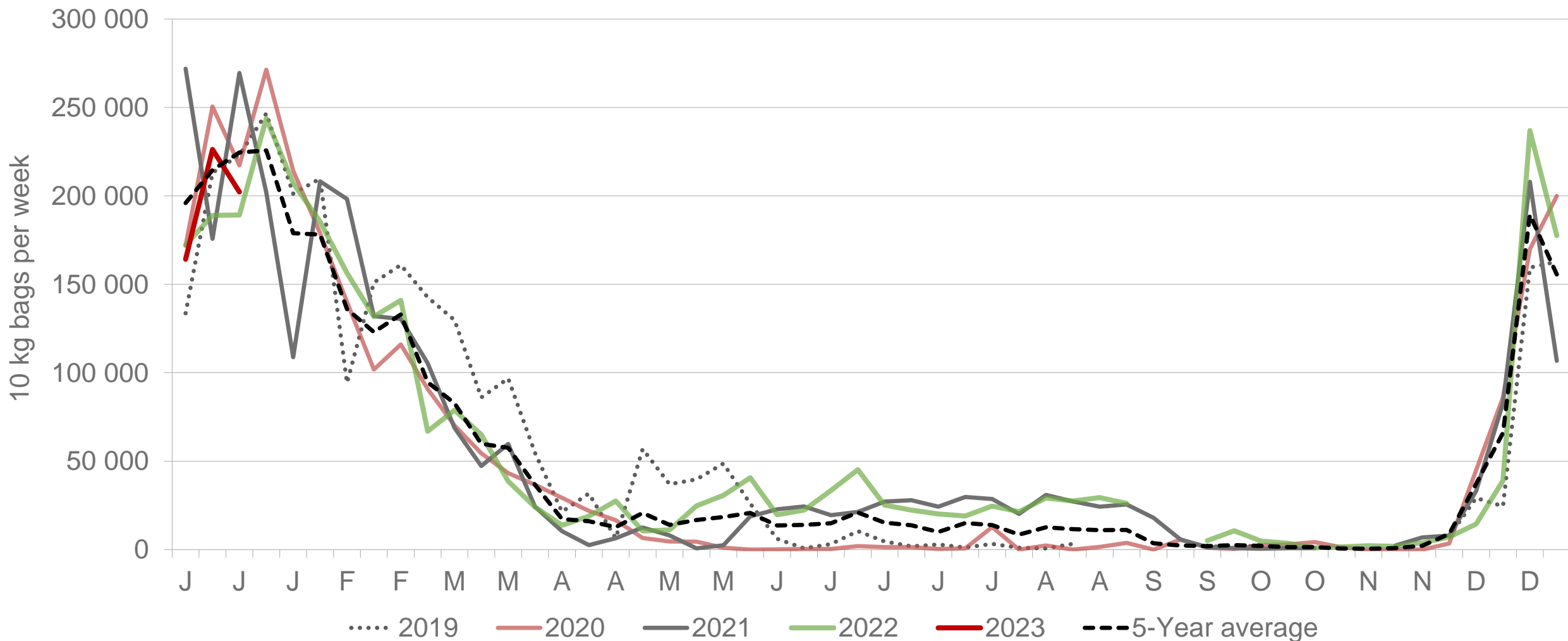
# North West: Amount of 10 kg bags per week sold on FPMs (all classes)



Sold 25 224 bags **less** than the **5-year average** (2018 to 2022) of the first three weeks of each year.

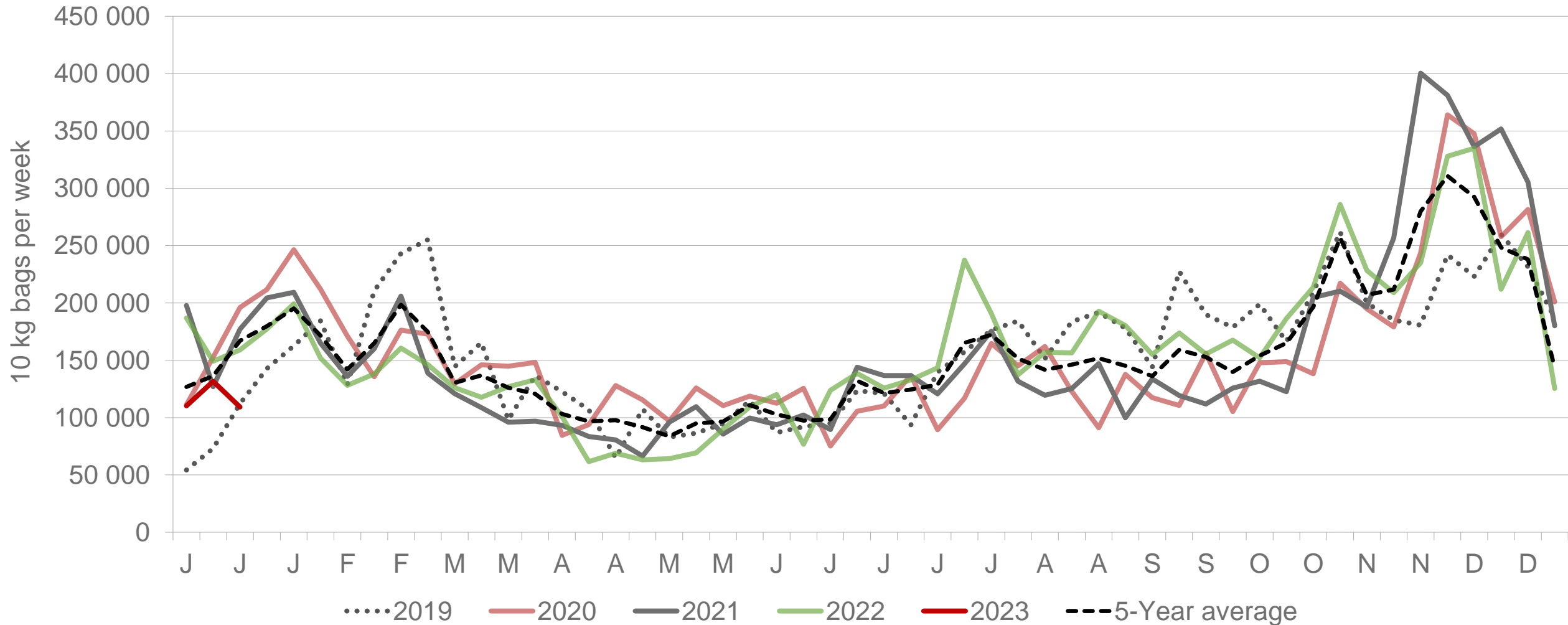
*Data disclaimer: Potatoes SA does not take responsibility for the accuracy or interpretation of company data re-purposed by 3rd parties*

# Gauteng: Amount of 10 kg bags per week sold on FPMs (all classes)



Sold 42 395 bags **less** than the **5-year average** (2018 to 2022) of the first three weeks of each year.

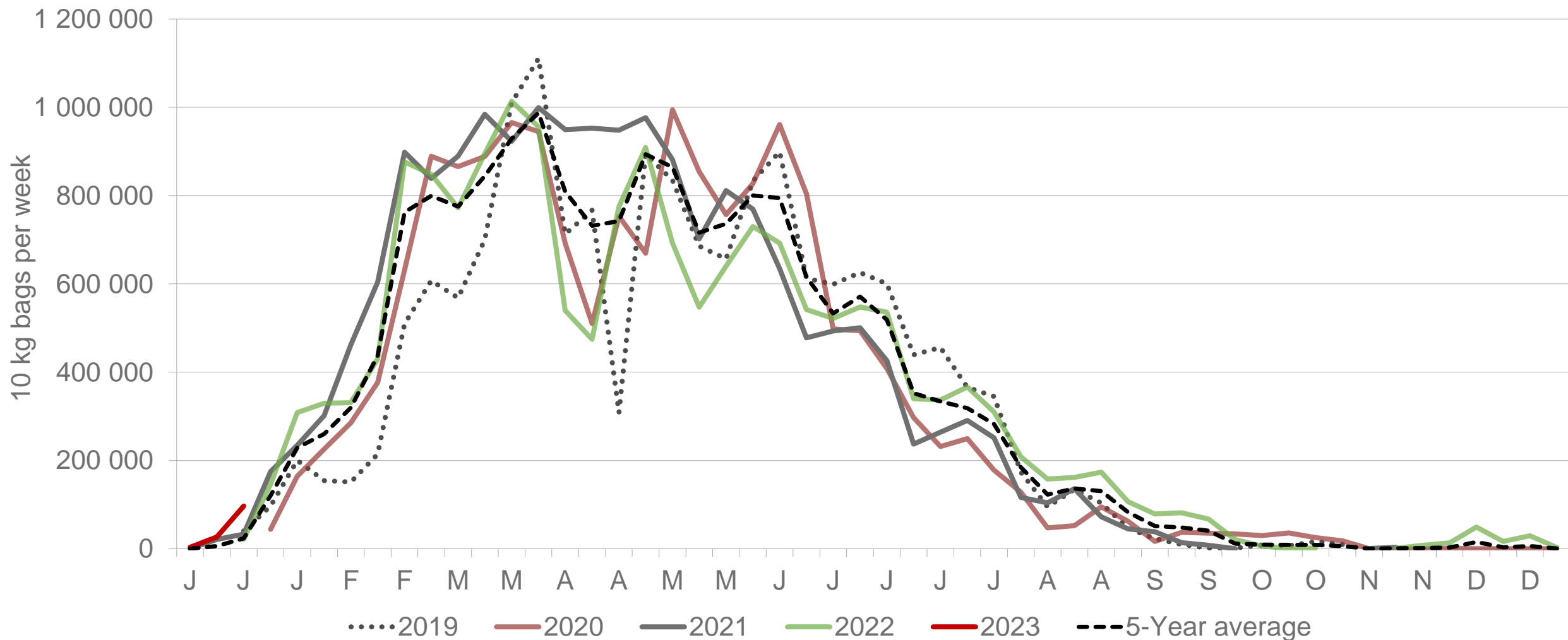
# Sandveld: Amount of 10 kg bags per week sold on FPMs (all classes)



Sold 78 969 bags **less** than the **5-year average** (2018 to 2022) of the first three weeks of each year.

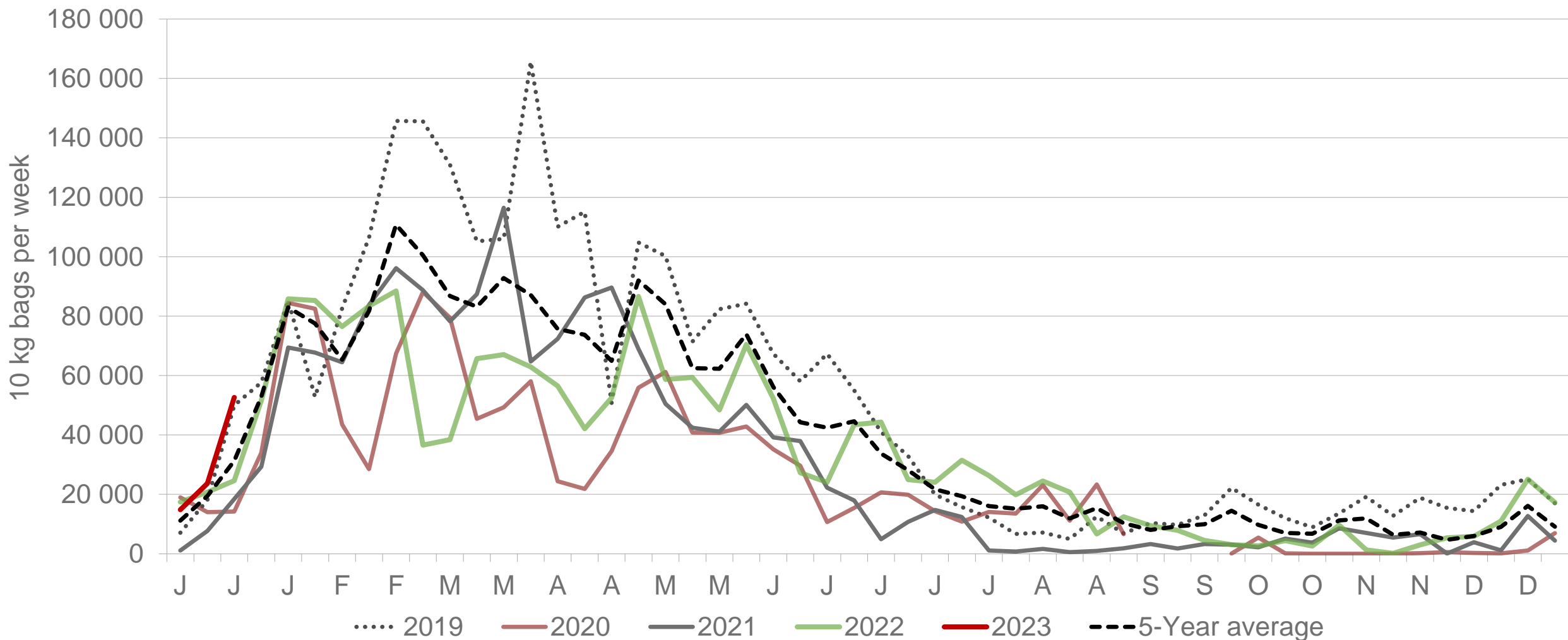
*Data disclaimer: Potatoes SA does not take responsibility for the accuracy or interpretation of company data re-purposed by 3rd parties*

# Eastern Free State: Amount of 10 kg bags per week sold on FPMs (all classes)



Sold 96 600 bags more than the **5-year average** (2018 to 2022) of the first three weeks of each year.

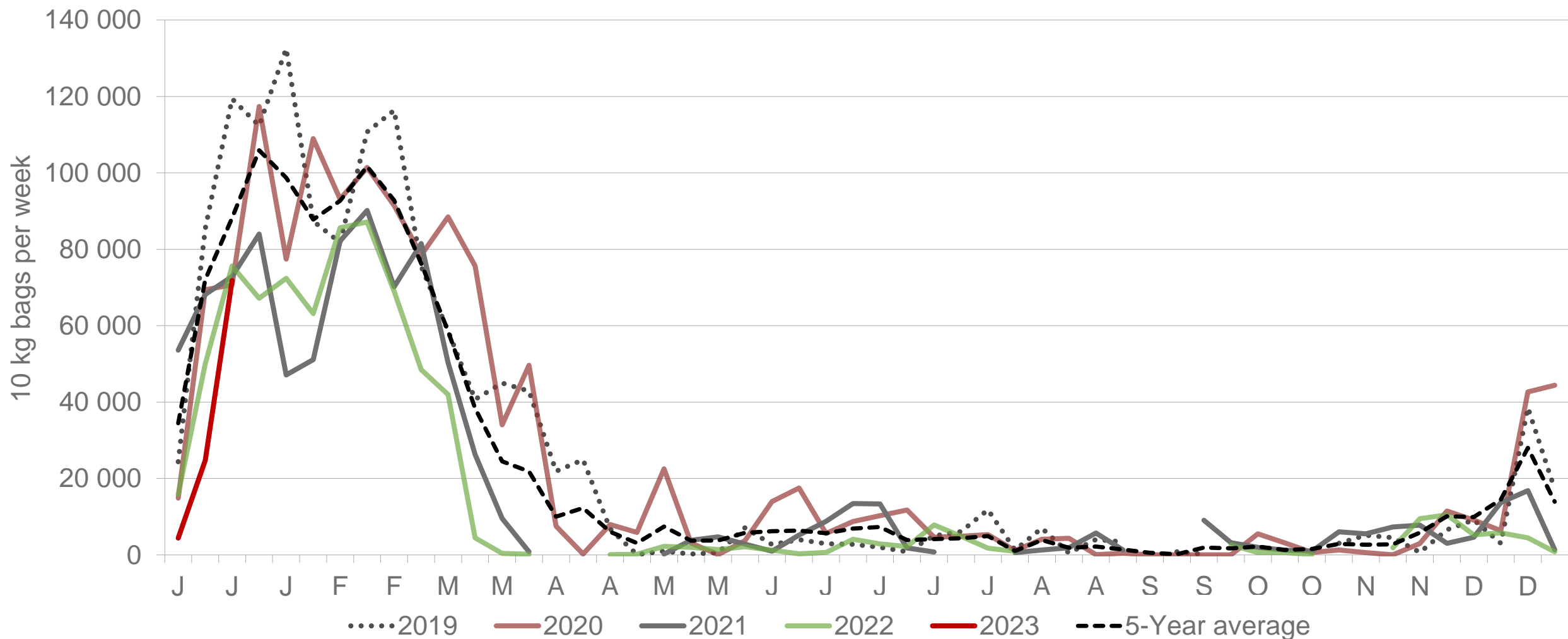
# North Eastern Cape: Amount of 10 kg bags per week sold on FPMs (all classes)



Sold 29 207 bags **more** than the **5-year average** (2018 to 2022) of the first three weeks of each year.

*Data disclaimer: Potatoes SA does not take responsibility for the accuracy or interpretation of company data re-purposed by 3rd parties*

# Mpumalanga: Amount of 10 kg bags per week sold on FPMs (all classes)



Sold 93 751 bags **less** than the **5-year average** (2018 to 2022) of the first three weeks of each year.

# Average weekly prices and volumes for 10 kg bags of potatoes sold on selected markets from selected production regions

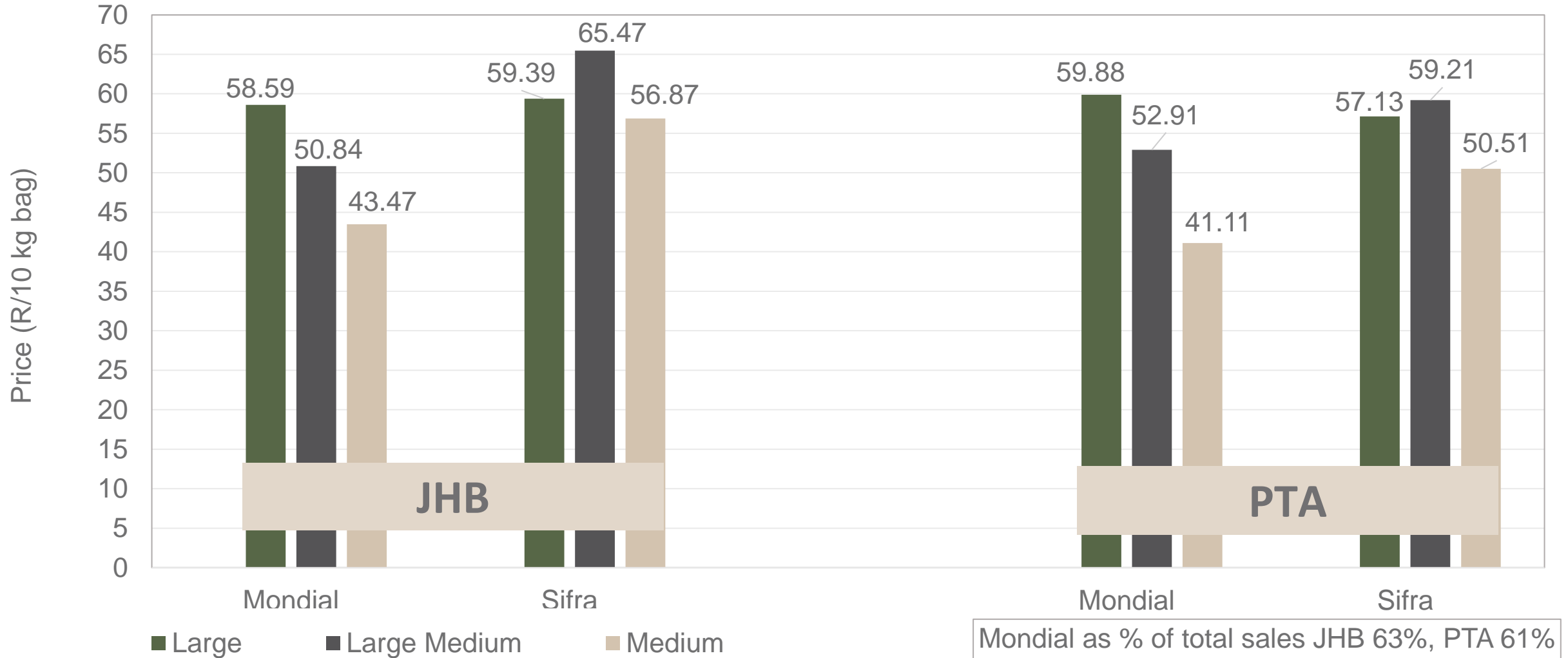


Klas & Grootte	South Western Freestate				Limpopo				KwaZulu-Natal				North West				Gauteng				Sandveld		All Regions	
	JOH		PRE		JOH		PRE		DUR		JOH		JOH		PRE		JOH		PRE		CAP		All Markets	
	Volume	Prices	Volume	Prices	Volume	Prices	Volume	Prices	Volume	Prices	Volume	Prices	Volume	Prices	Volume	Prices	Volume	Prices	Volume	Prices	Volume	Prices	Volume	Prices
	10kg	R/10kg	10kg	R/10kg	10kg	R/10kg	10kg	R/10kg	10kg	R/10kg	10kg	R/10kg	10kg	R/10kg	10kg	R/10kg	10kg	R/10kg	10kg	R/10kg	10kg	R/10kg	10kg	R/10kg
1L	18 292	58.54	9 050	56.03	31 625	54.52	13 282	59.83	16 354	46.03	23 687	58.38	23 891	66.01	15 440	62.98	48 439	55.07	11 634	43.10	11 199	88.16	406 074	58.39
1L/M	24 251	63.68	9 726	62.87	51 135	44.36	16 831	53.08	14 103	52.65	28 038	53.02	22 560	65.40	13 511	63.04	29 521	55.13	9 328	44.25	16 222	81.92	441 688	54.98
1M	11 478	59.98	6 735	61.40	53 964	40.46	17 845	40.32	23 356	34.62	10 625	47.87	13 388	60.22	8 256	54.78	28 267	48.67	10 675	35.75	29 923	77.59	373 715	48.53
1S	1 452	35.13	579	18.69	9 716	20.39	1 675	18.43	7 286	27.77	2 741	25.94	11 081	42.07	4 319	28.06	7 179	27.29	1 742	18.98	12 991	64.84	102 834	35.09
1S/M	2 827	46.92	2 574	39.98	17 939	23.04	3 810	25.06	3 837	46.91	49	25.92	9 364	46.66	7 789	41.70	6 534	36.43	3 512	26.75	1 496	72.28	99 242	36.49
1XL	-	-	-	-	-	-	-	-	-	-	-	-	-	-	-	-	-	-	-	-	-	-	-	-
1XS	2 883	24.07	-	-	792	14.36	-	-	-	-	444	17.76	6 769	28.08	-	-	1 931	16.16	-	-	-	-	13 401	23.79
1XXS	-	-	-	-	-	-	-	-	-	-	-	-	-	-	-	-	-	-	-	-	-	-	-	-
2L	1 790	50.89	2 447	55.27	5 985	40.94	6 271	46.54	2 918	41.01	9 544	43.30	1 568	49.09	1 785	55.72	5 854	37.43	603	41.42	2 319	76.33	91 826	46.13
2L/M	2 189	54.29	2 786	52.72	15 110	35.79	9 545	43.48	2 870	41.16	1 837	41.66	2 730	46.41	2 168	37.67	5 645	30.06	1 217	36.17	4 226	73.57	95 085	40.66
2M	-	-	265	46.09	4 890	29.76	3 679	27.34	3 425	24.43	1 078	33.91	1 534	42.38	1 499	32.27	3 458	27.61	774	26.43	6 990	68.71	81 197	34.93
2S	-	-	-	-	220	16.50	1 348	11.12	1 063	13.12	234	18.68	-	-	16	40.13	1 420	14.02	-	-	3 602	54.15	16 997	30.54
2S/M	-	-	62	20.84	3 906	18.86	225	18.66	-	-	-	-	220	35.00	470	34.29	-	-	6	25.00	159	62.00	14 523	26.78
2XL	-	-	-	-	-	-	-	-	-	-	-	-	-	-	-	-	-	-	-	-	-	-	-	-
2XS	-	-	-	-	-	-	-	-	-	-	-	-	-	-	-	-	-	-	-	-	-	-	876	6.24
2XXS	-	-	-	-	-	-	-	-	-	-	-	-	-	-	-	-	-	-	-	-	-	-	-	-
3L	231	34.07	80	50.00	576	40.00	662	40.73	814	34.79	1 636	23.90	79	60.00	335	26.09	948	39.24	20	38.00	200	57.25	20 544	35.32
3L/M	-	-	-	-	667	36.62	842	19.66	972	12.87	-	-	2 475	45.40	1 657	41.23	-	-	55	37.27	26	71.35	13 251	35.28
3M	3 157	21.46	1 050	20.19	440	18.75	735	12.06	1 753	22.65	330	20.00	3 938	32.41	2 101	28.92	1 855	22.47	381	26.38	1 611	57.85	48 756	26.94
3S/M	220	20.00	220	19.11	330	18.33	361	13.99	-	-	-	-	990	29.00	432	32.34	-	-	-	-	-	-	4 956	21.56
3XS	-	-	-	-	-	-	-	-	-	-	-	-	-	-	-	-	-	-	-	-	-	-	169	10.18
3XXS	-	-	-	-	-	-	-	-	-	-	-	-	-	-	-	-	-	-	-	-	-	-	-	-
4L	-	-	-	-	-	-	-	-	-	-	-	-	-	-	-	-	-	-	-	-	-	-	288	33.16
4L/M	-	-	-	-	-	-	-	-	-	-	-	-	-	-	-	-	-	-	-	-	-	-	509	15.87
4M	-	-	-	-	-	-	-	-	1 029	13.89	-	-	-	-	-	-	-	-	-	-	-	-	5 281	17.18
4S	-	-	-	-	-	-	103	3.00	-	-	-	-	-	-	-	-	-	-	-	-	-	-	650	5.63
4S/M	-	-	-	-	-	-	-	-	-	-	-	-	-	-	-	-	-	-	-	-	-	-	110	25.00
Total	68 770	55.93	36 590	54.42	197 295	39.88	78 468	43.70	80 926	38.71	80 243	50.28	100 587	54.70	63 442	50.44	141 051	47.64	40 256	37.95	98 433	73.42	1 862 549	47.84

Data disclaimer: Potatoes SA does not take responsibility for the accuracy or interpretation of company data re-purposed by 3rd parties



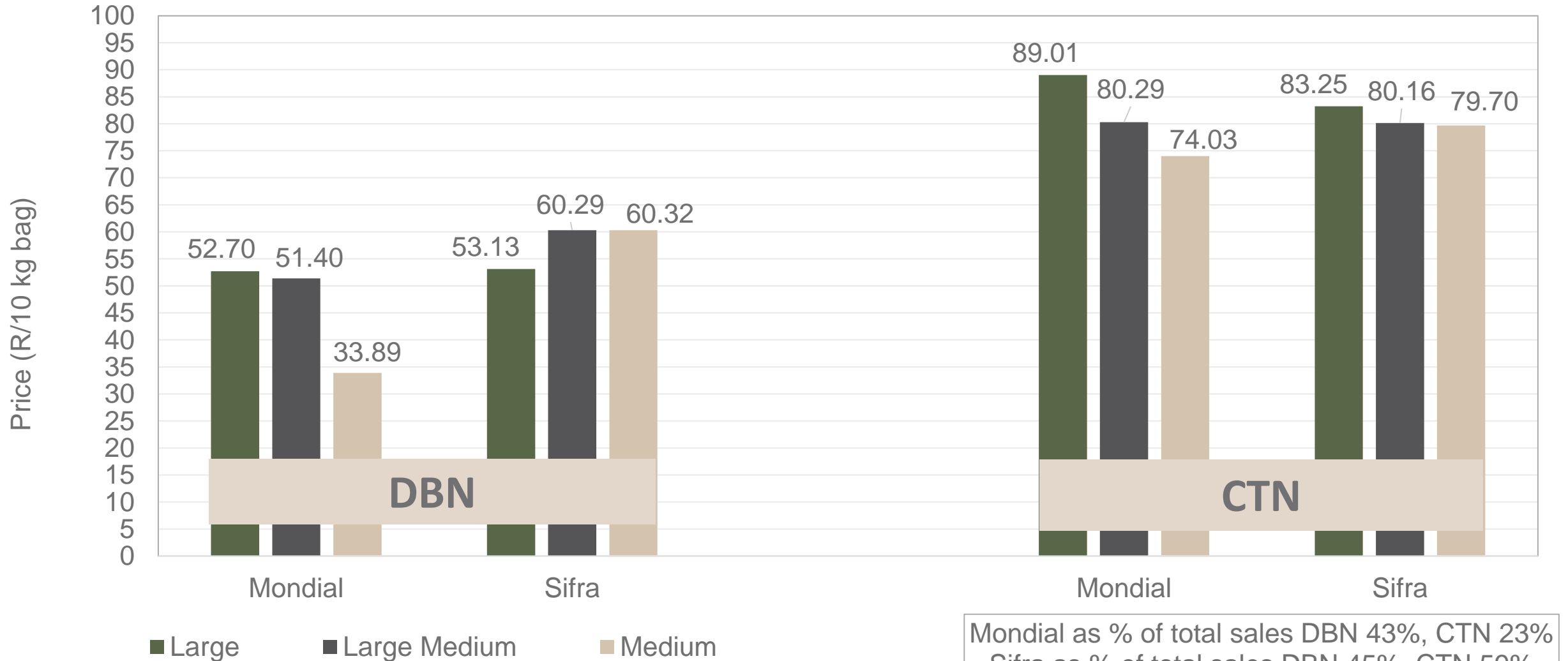
# PTA & JHB markets: Average Prices - Different Sizes (only 10 kg bags)



Mondial as % of total sales JHB 63%, PTA 61%  
 Sifra as % of total sales JHB 26%, PTA 27%

*Data disclaimer: Potatoes SA does not take responsibility for the accuracy or interpretation of company data re-purposed by 3rd parties*

# DBN & CTN markets: Average Prices - Different Sizes (only 10 kg bags)





Mondial as % of total sales DBN 43%, CTN 23%  
 Sifra as % of total sales DBN 45%, CTN 59%


# Thank you for your time

Feel free to contact us

 [jano@potatoes.co.za](mailto:jano@potatoes.co.za)  
[dikgetho@potatoes.co.za](mailto:dikgetho@potatoes.co.za)

 +27 (0)12 349 1906

 6 De Havilland Crescent  
Persequor Techno Park  
Persequor Park  
Pretoria

 [www.potatoes.co.za](http://www.potatoes.co.za)



Potatoes  
Aartappels SA