



# Weekly Market Information

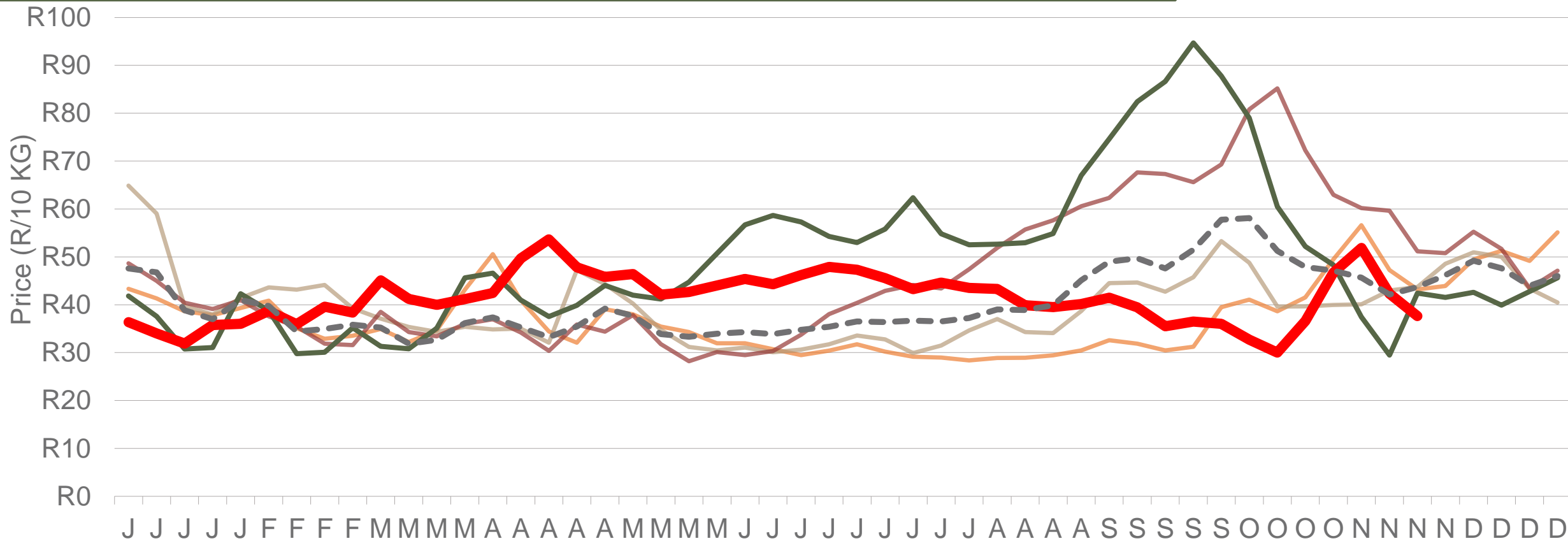
25 November 2022



Potatoes  
Aartappels SA

[www.potatoes.co.za](http://www.potatoes.co.za)

# Average weekly price – all markets & all classes




— 2018   
 — 2019   
 — 2020   
 — 2021   
 — 2022   
 - - 5-year average



Number of bags sold

**9%**

(Week on Week)



Average weekly price

**11%**

(Week on week)

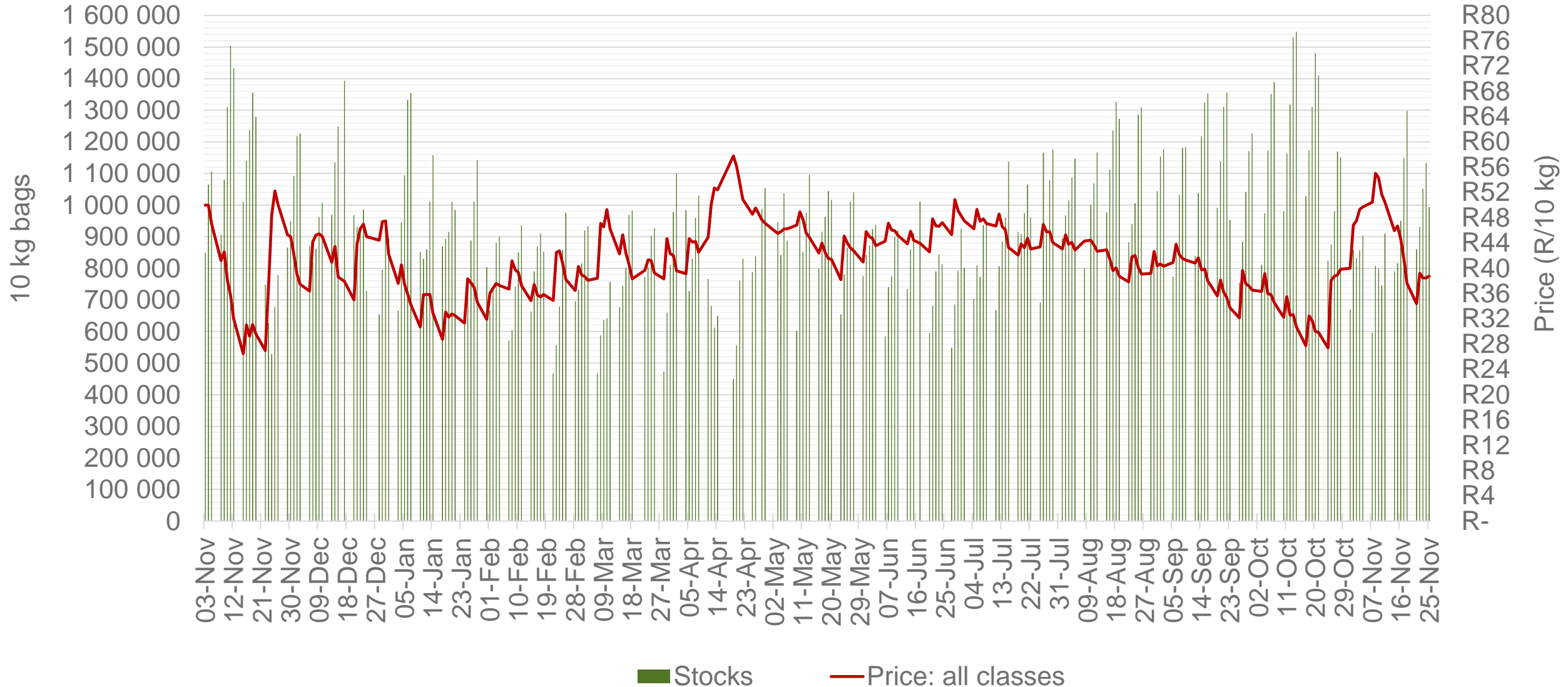


# Cumulative total number of 10 kg bags sold on markets: First 47 weeks of the year 2022



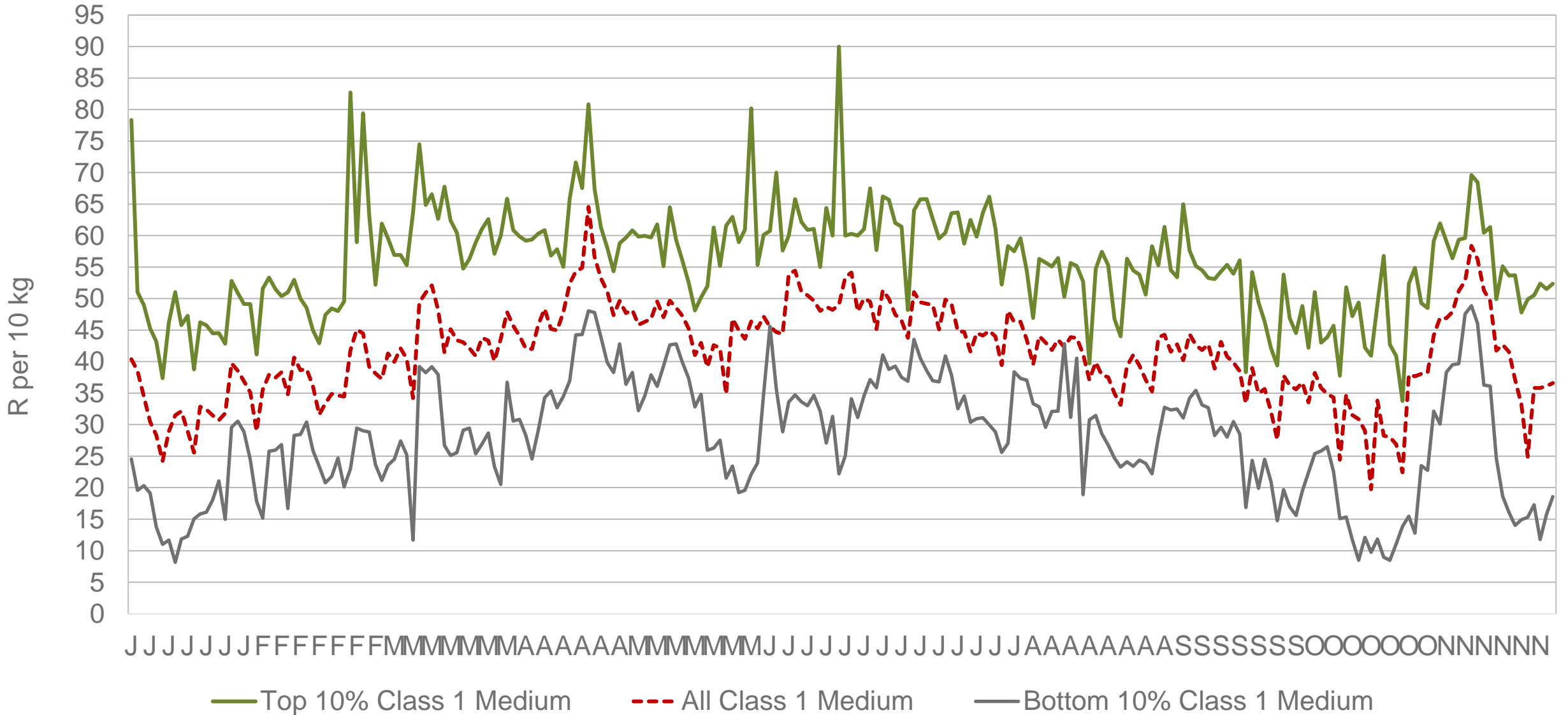
Sold 1 159 947 bags **less** than the **5-year average** (2018 to 2022) of the first 47 weeks of each year.

# RSA daily Price versus Daily Available stocks (all classes & all sizes)



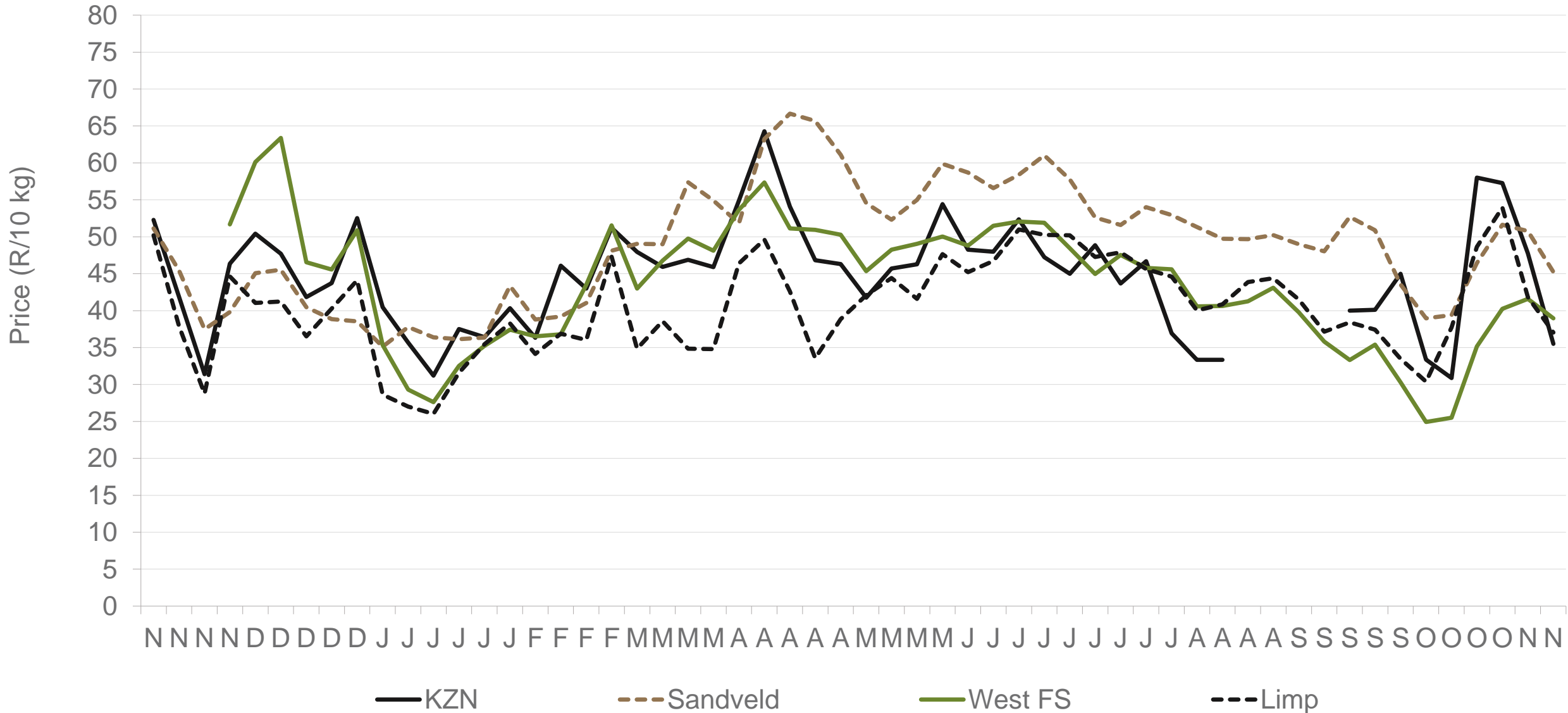
Data disclaimer: Potatoes SA does not take responsibility for the accuracy or interpretation of company data re-purposed by 3rd parties

# JHB market daily : Top 10% versus Bottom 10% prices – Class 1 Medium (Since January 2022)

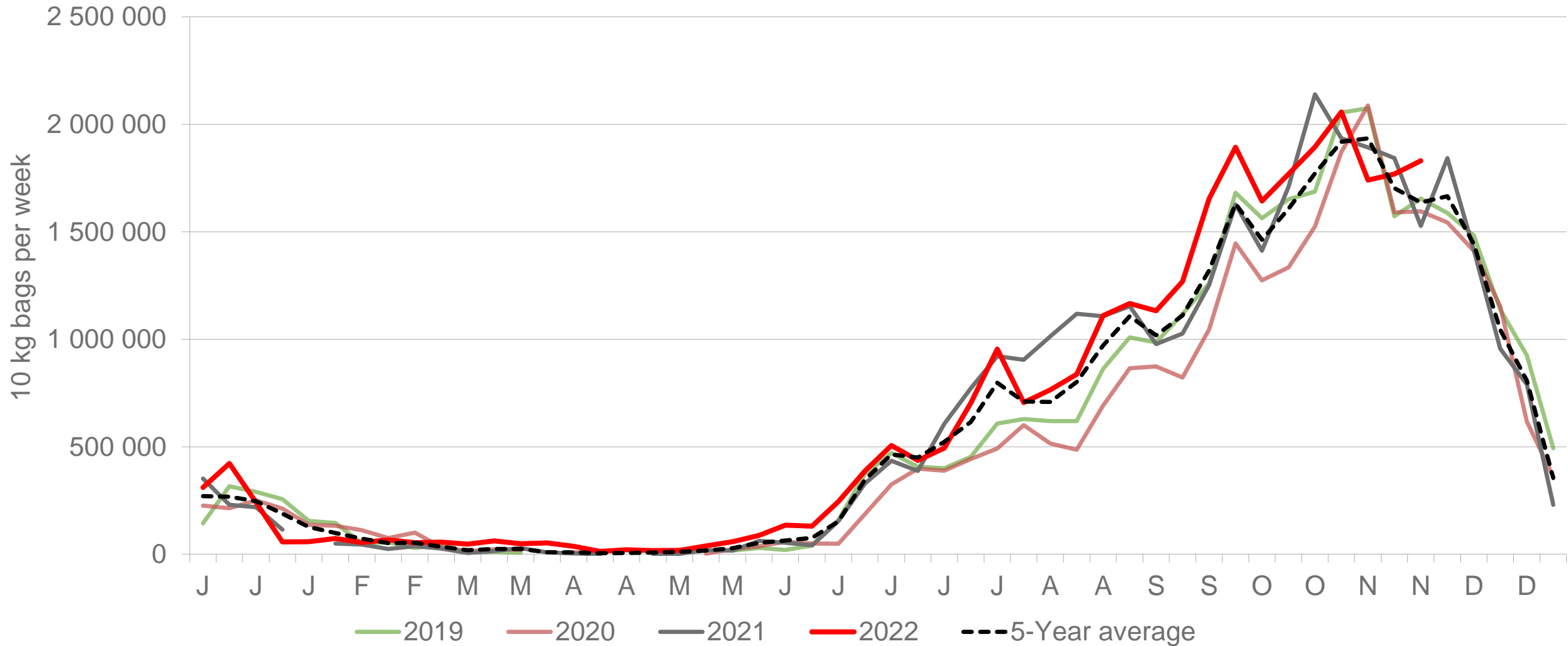


Data disclaimer: Potatoes SA does not take responsibility for the accuracy or interpretation of company data re-purposed by 3rd parties

# Average Class 1 Medium prices in regions



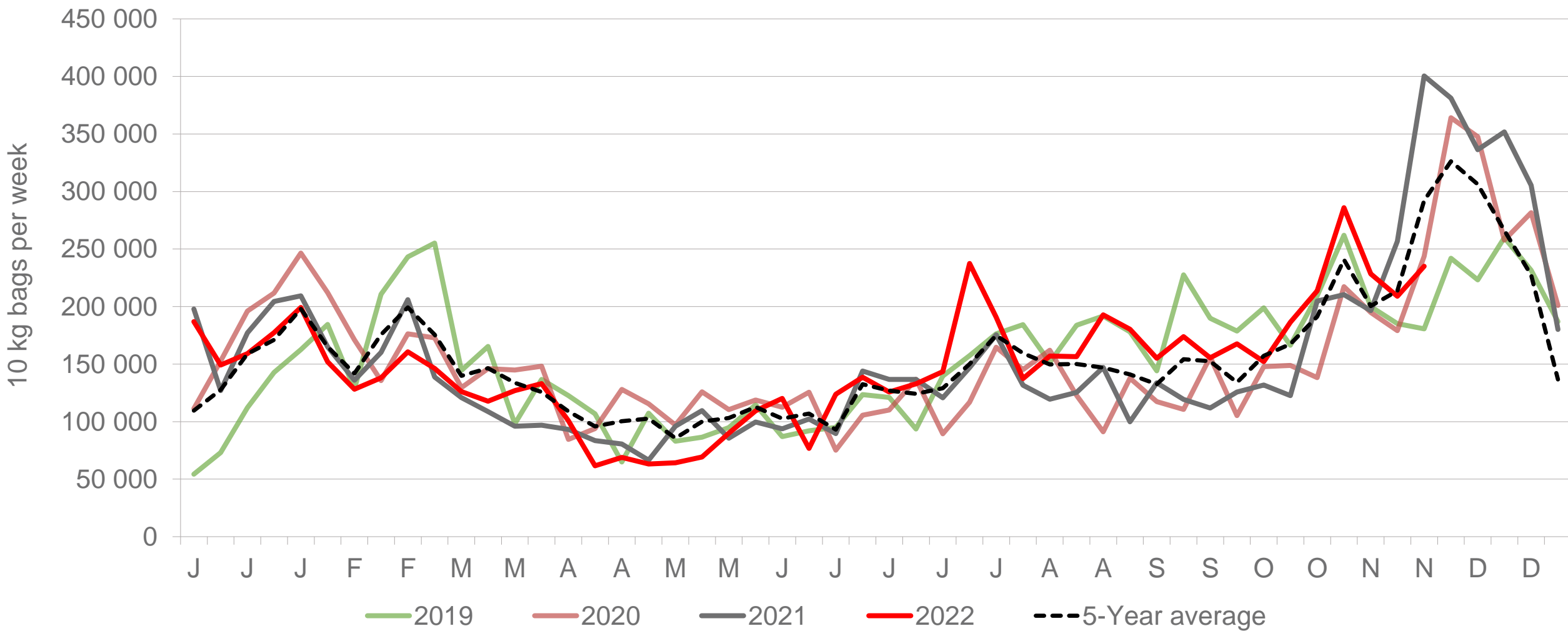
# Limpopo: Amount of 10 kg bags per week sold on FPMs (all classes)



Sold 2 595 396 bags **more** than the **5-year average** (2017 to 2022) of the first 47 weeks of each year.

*Data disclaimer: Potatoes SA does not take responsibility for the accuracy or interpretation of company data re-purposed by 3rd parties*

# Sandveld: Amount of 10 kg bags per week sold on FPMs (all classes)

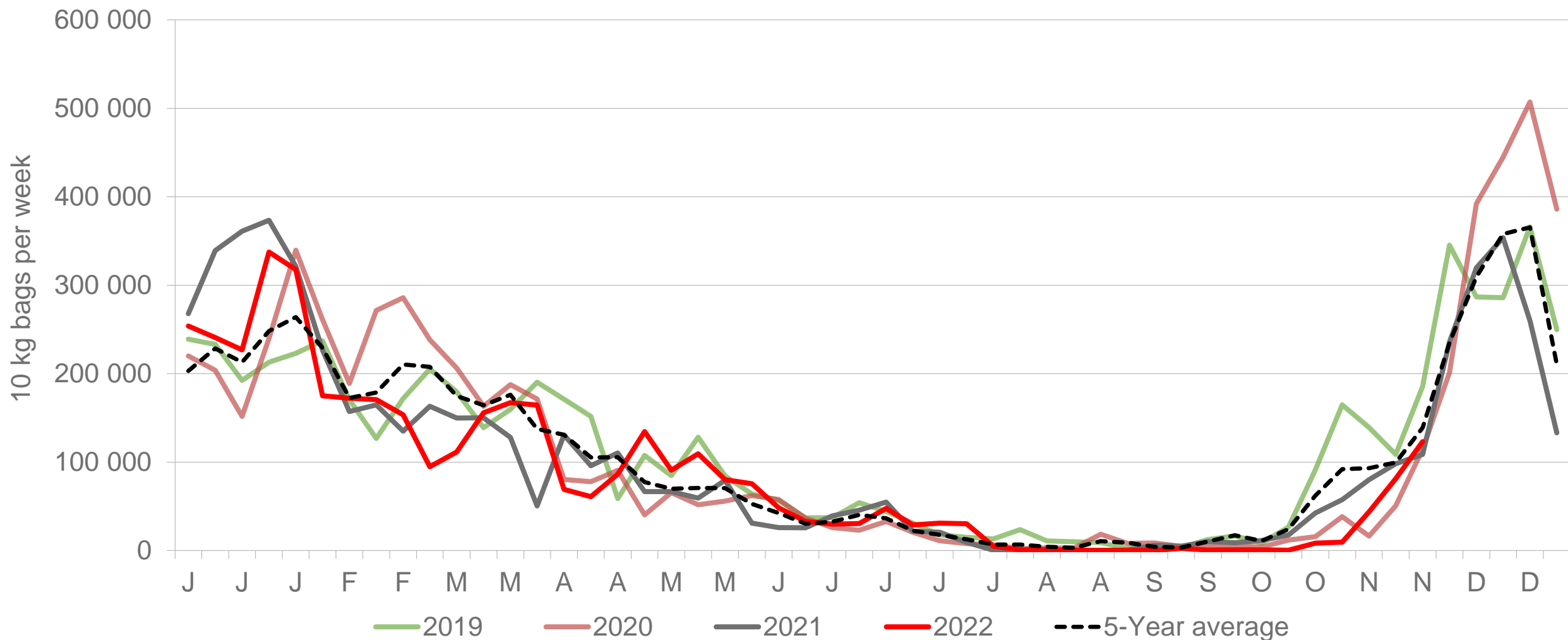


Sold 102 624 bags more than the **5-year average** (2017 to 2022) of the first 47 weeks of each year.

*Data disclaimer: Potatoes SA does not take responsibility for the accuracy or interpretation of company data re-purposed by 3rd parties*

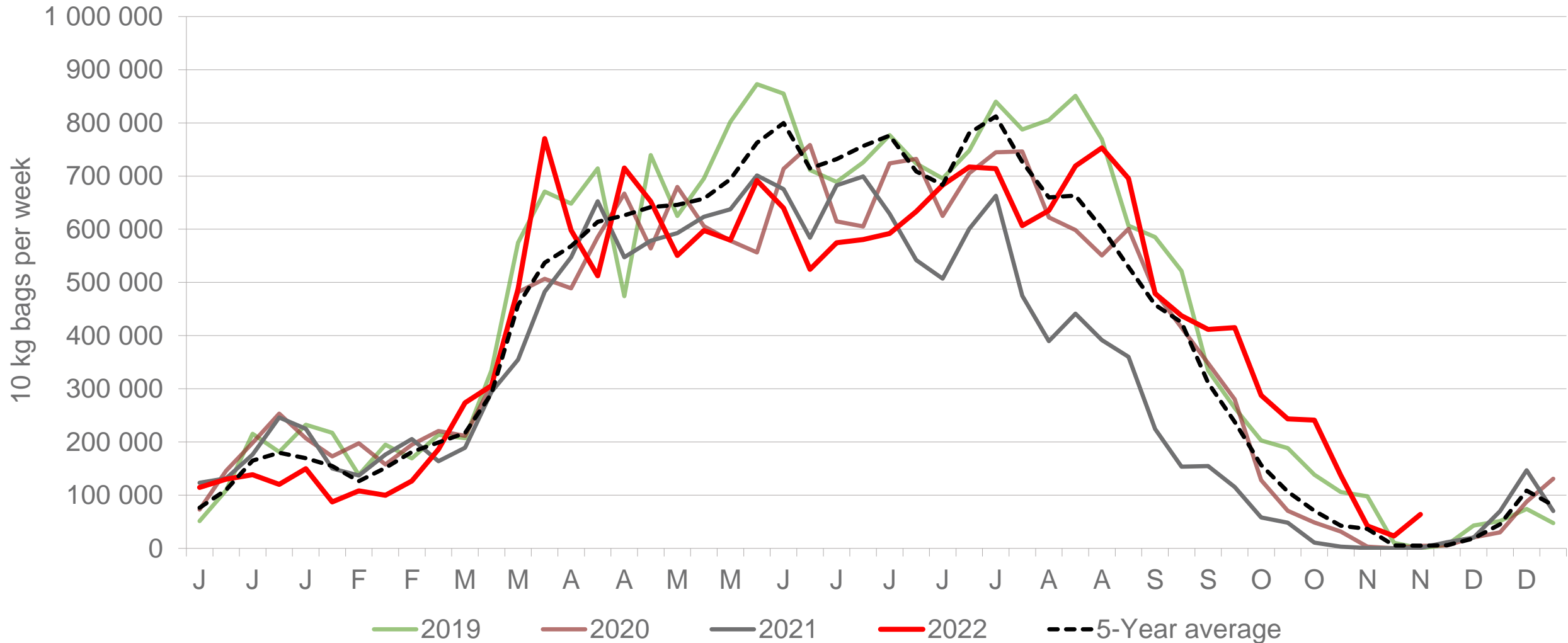


# KwaZulu-Natal: Amount of 10 kg bags per week sold on FPMs (all classes)



Sold 314 034 bags **less** than the **5-year average** (2017 to 2022) of the first 47 weeks of each year.

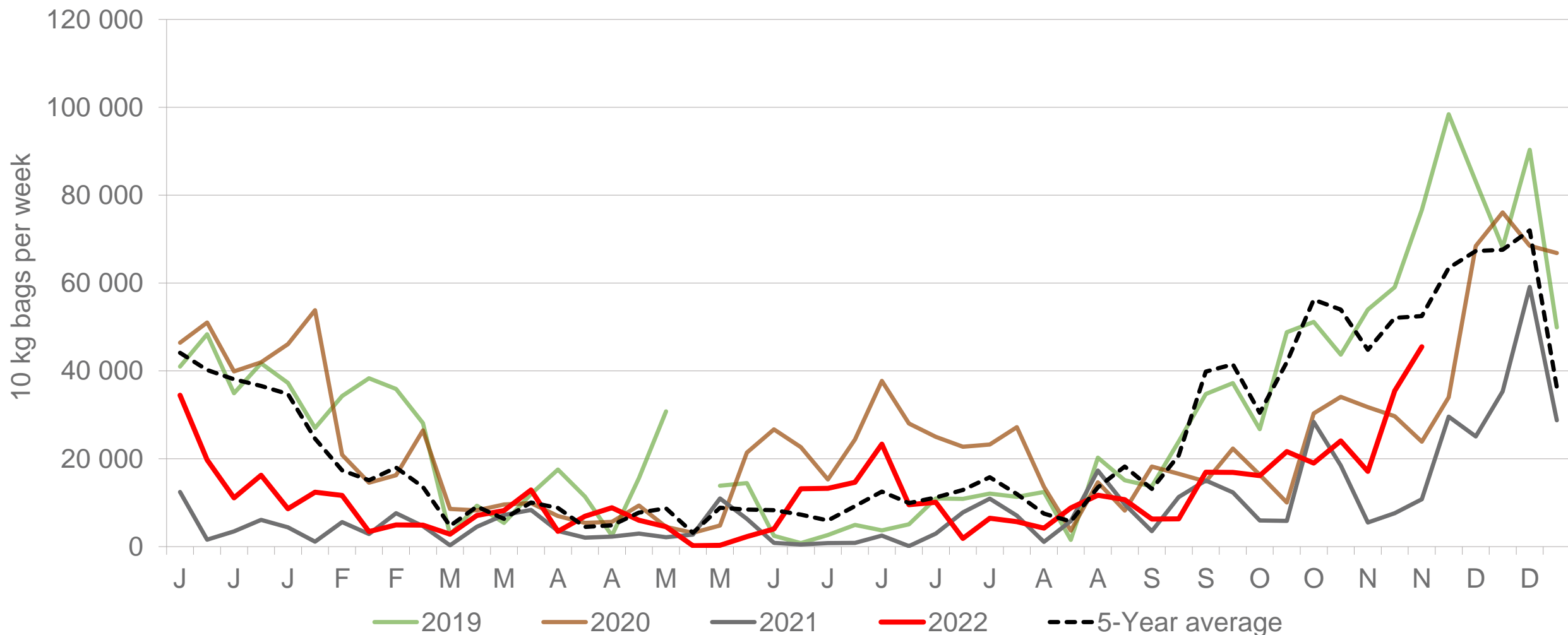
# Western Free State : Amount of 10 kg bags per week sold on FPMs (all classes)



Sold 178 233 bags **less** than the **5-year average** (2017 to 2022) of the first 47 weeks of each year.

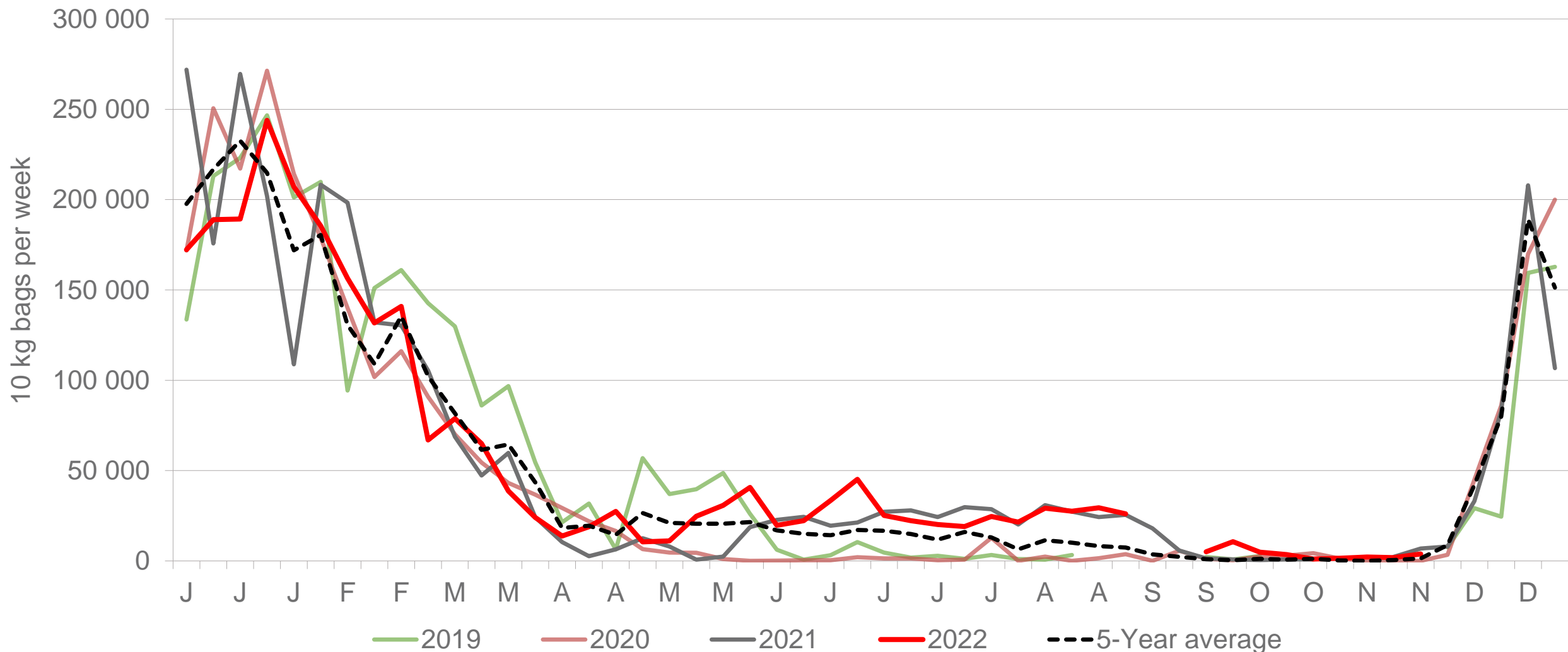
*Data disclaimer: Potatoes SA does not take responsibility for the accuracy or interpretation of company data re-purposed by 3rd parties*

# Eastern Cape: Amount of 10 kg bags per week sold on FPMs (all classes)



Sold 410 926bags **less** than the **5-year average** (2017 to 2022) of the first 47 weeks of each year.

# Gauteng: Amount of 10 kg bags per week sold on FPMs (all classes)



Sold 170 919 bags more than the **5-year average** (2017 to 2022) of the first 47 weeks of each year.

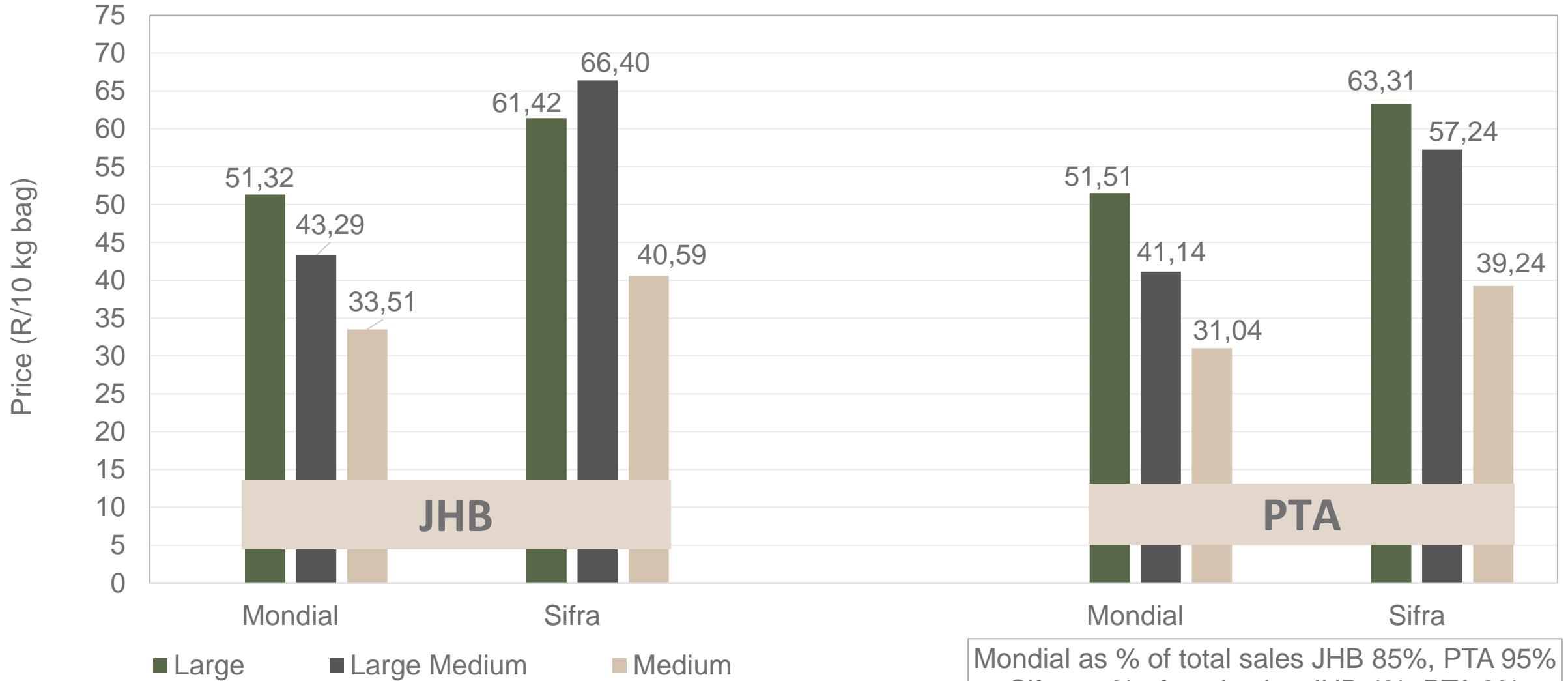
# Average weekly prices and volumes for 10 kg bags of potatoes sold on selected markets from selected production regions



Klas & Grootte	Limpopo												Sandveld		KwaZulu-Natal				Eastern Cape		All Regions	
	JOH		PRE		DUR		SPR		KLE		BLO		CAP		DUR		PIE		POR		All Markets	
	Volume	Prices	Volume	Prices	Volume	Prices	Volume	Prices	Volume	Prices	Volume	Prices	Volume	Prices	Volume	Prices	Volume	Prices	Volume	Prices	Volume	Prices
	10kg	R/10kg	10kg	R/10kg	10kg	R/10kg	10kg	R/10kg	10kg	R/10kg	10kg	R/10kg	10kg	R/10kg	10kg	R/10kg	10kg	R/10kg	10kg	R/10kg	10kg	R/10kg
1L	191 835	51,08	79 240	52,05	15 938	45,58	31 092	43,43	16 546	45,42	6 455	48,73	19 716	47,40	17 535	45,55	8 460	43,18	4 652	51,62	454 204	49,67
1L/M	249 647	43,50	108 153	41,65	46 167	40,71	40 764	35,28	24 893	34,71	12 447	43,65	42 010	44,28	15 004	41,57	13 726	35,09	5 527	47,49	631 280	41,75
1M	238 398	34,96	96 903	32,25	50 418	36,88	29 357	29,51	14 465	31,71	10 180	39,75	46 102	43,52	26 924	34,57	10 049	33,62	10 542	46,26	602 039	35,59
1S	64 279	20,63	18 712	17,82	18 429	26,64	8 350	19,07	2 160	18,27	1 065	23,66	12 386	34,84	7 030	19,79	4 978	22,98	3 737	39,25	156 794	23,86
1S/M	65 290	28,09	20 720	23,78	7 587	30,28	5 647	22,01	3 162	22,98	1 812	30,61	1 795	38,64	4 233	25,50	816	27,36	1 735	46,06	120 539	27,41
1XL	-	-	-	-	-	-	-	-	-	-	-	-	-	-	-	-	-	-	-	-	-	-
1XS	20 314	20,44	-	-	-	-	-	-	-	-	-	-	-	-	-	-	-	-	-	-	20 443	20,36
1XXS	-	-	-	-	-	-	-	-	-	-	-	-	-	-	-	-	-	-	-	-	-	-
2L	19 466	44,57	10 699	43,57	1 091	33,71	2 288	40,60	2 954	38,57	1 352	46,18	8 410	40,29	1 038	39,07	1 414	37,47	427	49,39	61 323	43,50
2L/M	31 487	32,00	12 641	34,35	-	-	3 516	33,66	3 564	28,63	4 081	37,36	15 953	36,43	442	28,02	94	25,85	100	35,00	87 379	33,77
2M	34 106	23,84	10 792	25,21	795	16,43	2 890	27,69	4 981	26,26	1 604	35,47	19 557	34,07	759	30,24	710	33,04	3 589	36,54	100 324	27,72
2S	3 307	13,02	1 770	16,78	1 826	18,78	1 116	19,76	-	-	110	15,00	4 350	22,26	126	19,38	231	25,40	975	27,73	18 479	22,83
2S/M	9 438	19,59	2 688	14,90	159	15,50	23	28,00	93	20,00	518	24,67	336	33,76	121	32,81	110	24,95	-	-	16 380	20,06
2XL	-	-	-	-	-	-	-	-	-	-	-	-	-	-	-	-	-	-	-	-	-	-
2XS	1 281	7,72	-	-	-	-	-	-	-	-	-	-	-	-	-	-	-	-	-	-	3 156	8,12
2XXS	-	-	-	-	-	-	-	-	-	-	-	-	-	-	-	-	-	-	-	-	-	-
3L	2 003	34,15	1 888	32,50	330	16,63	565	26,78	440	21,47	-	-	1 185	35,14	165	43,39	65	40,00	-	-	7 695	32,11
3L/M	2 542	22,89	1 040	19,46	1 544	16,45	221	21,40	-	-	2 202	28,39	692	30,70	1 069	23,38	-	-	-	-	11 660	25,90
3M	7 032	17,74	2 183	20,18	162	26,79	400	18,32	551	20,13	440	20,00	1 227	24,34	1 532	14,87	1 365	22,05	2 821	27,67	25 579	18,94
3S/M	4 147	14,91	251	16,63	-	-	45	5,00	43	22,88	220	15,80	-	-	400	10,88	-	-	-	-	5 382	14,79
3XS	216	5,00	-	-	-	-	-	-	-	-	-	-	-	-	-	-	-	-	-	-	262	5,88
3XXS	-	-	-	-	-	-	-	-	-	-	-	-	-	-	-	-	-	-	-	-	-	-
4L	-	-	263	17,59	-	-	-	-	-	-	-	-	-	-	-	-	-	-	-	-	1 201	17,01
4L/M	-	-	2 588	24,83	-	-	-	-	-	-	-	-	35	20,00	-	-	-	-	-	-	4 356	21,35
4M	-	-	1 503	20,22	-	-	-	-	-	-	-	-	48	20,63	98	23,76	68	28,00	16	20,00	2 679	18,73
4S	-	-	-	-	-	-	-	-	-	-	-	-	-	-	-	-	-	-	-	-	-	-
4S/M	-	-	30	10,00	-	-	-	-	-	-	-	-	-	-	-	-	-	-	-	-	678	5,14
Total	944 788	37,90	379 240	37,37	146 792	36,55	127 761	33,66	74 269	34,52	42 596	40,09	183 497	39,77	77 174	35,76	42 592	34,10	36 287	41,99	2 359 393	37,65

Data disclaimer: Potatoes SA does not take responsibility for the accuracy or interpretation of company data re-purposed by 3rd parties

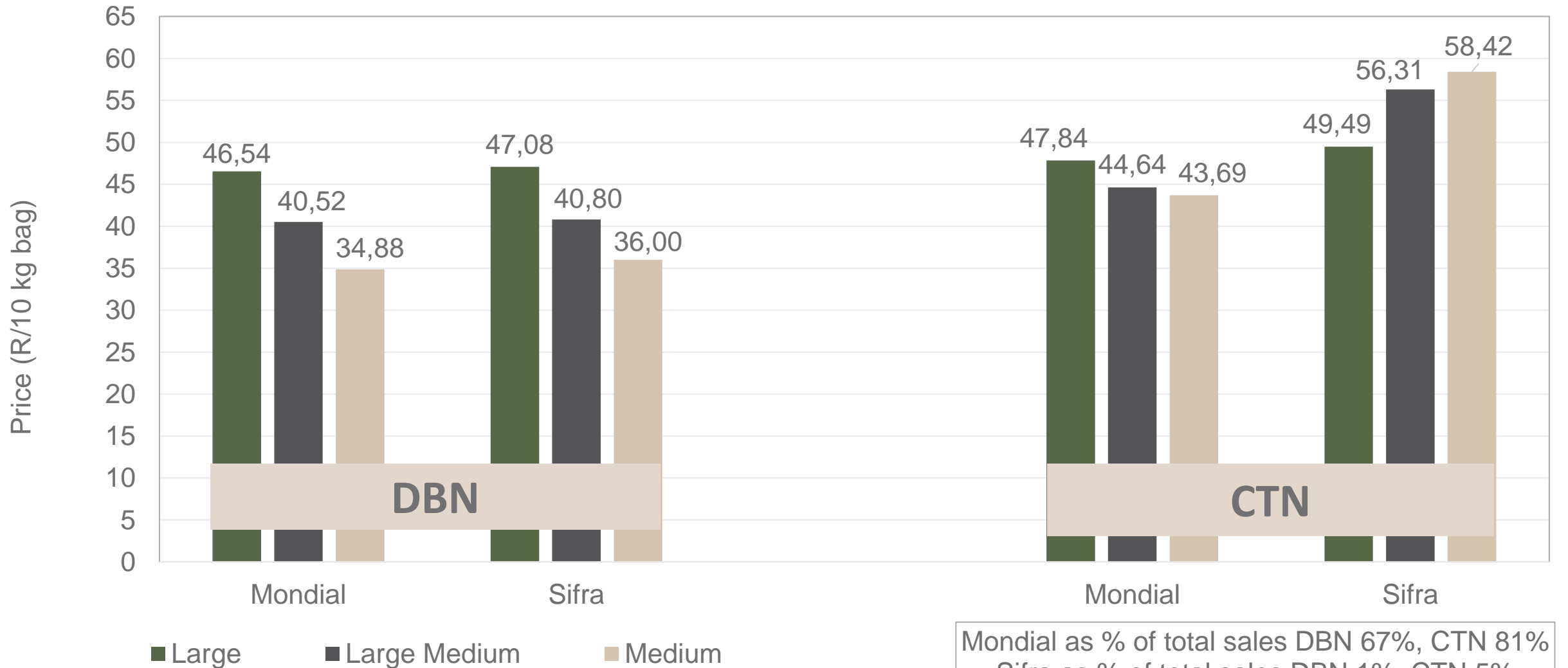
# PTA & JHB markets: Average Prices - Different Sizes (only 10 kg bags)



Mondial as % of total sales JHB 85%, PTA 95%  
 Sifra as % of total sales JHB 4%, PTA 3%

*Data disclaimer: Potatoes SA does not take responsibility for the accuracy or interpretation of company data re-purposed by 3rd parties*

# DBN & CTN markets: Average Prices - Different Sizes (only 10 kg bags)



Mondial as % of total sales DBN 67%, CTN 81%  
 Sifra as % of total sales DBN 1%, CTN 5%

# Hectares planted to date for season 2022 versus 2021

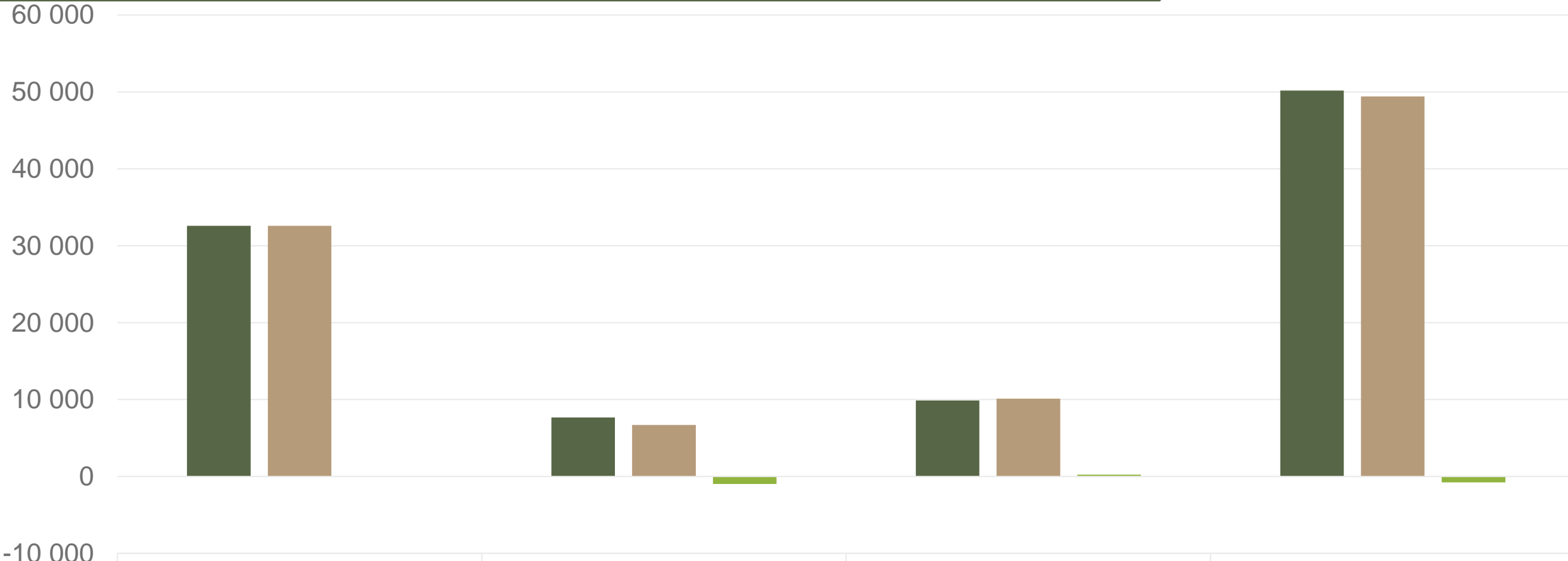


	Table	Process	Seed	Total
■ 2021	32 602	7 682	9 889	50 174
■ 2022	32 589	6 706	10 121	49 416
■ Changes	-14	-976	232	-757

Regions finished planting: North West, Eastern Free State, Western Free State, South Western Free State, KZN, North Eastern Cape, Limpopo (early and main), Sandveld (summer, early winter), Ceres, Eastern Cape, Southern Cape and Northern Cape


**Data disclaimer: Potatoes SA does not take responsibility for the accuracy or interpretation of company data re-purposed by 3rd parties**





# Thank you for your time

Feel free to contact us

 [jano@potatoes.co.za](mailto:jano@potatoes.co.za)  
[dikgetho@potatoes.co.za](mailto:dikgetho@potatoes.co.za)

 +27 (0)12 349 1906

 6 De Havilland Crescent  
Persequor Techno Park  
Persequor Park  
Pretoria

 [www.potatoes.co.za](http://www.potatoes.co.za)



Potatoes  
Aartappels SA