



# Weekly Market Information

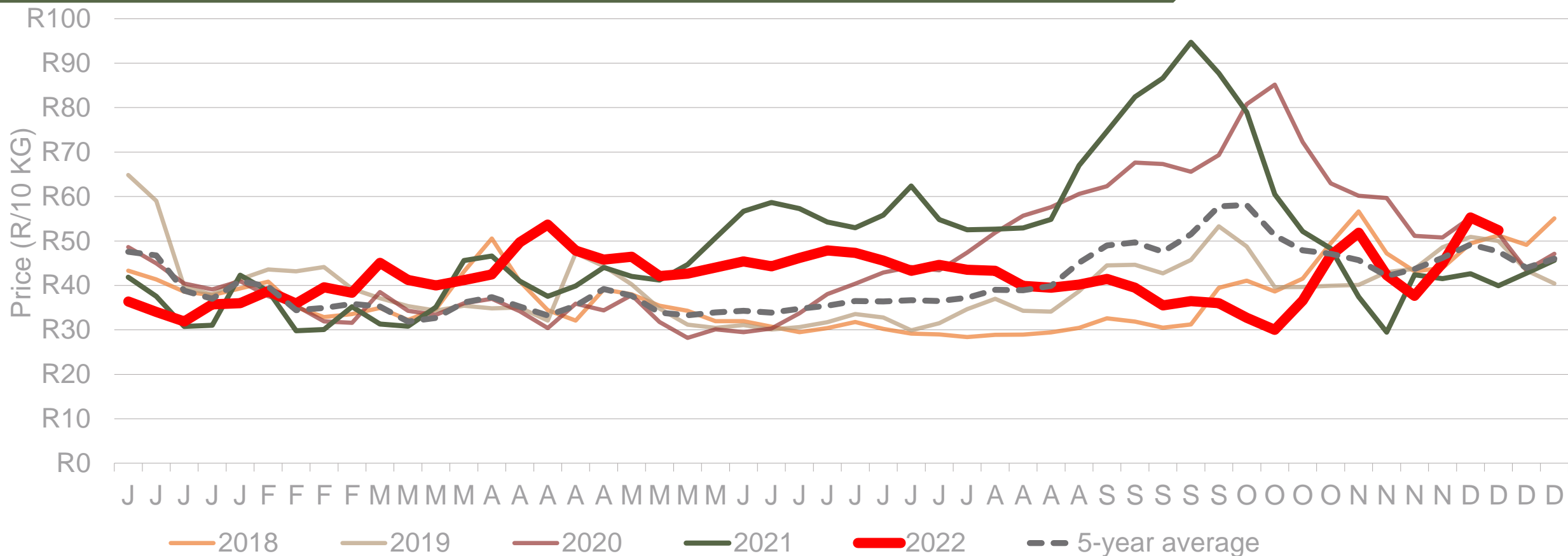
15 December 2022



Potatoes  
Aartappels SA

[www.potatoes.co.za](http://www.potatoes.co.za)


# Average weekly price – all markets & all classes



Number of bags sold

**38%**

(Week on Week)



Average weekly price

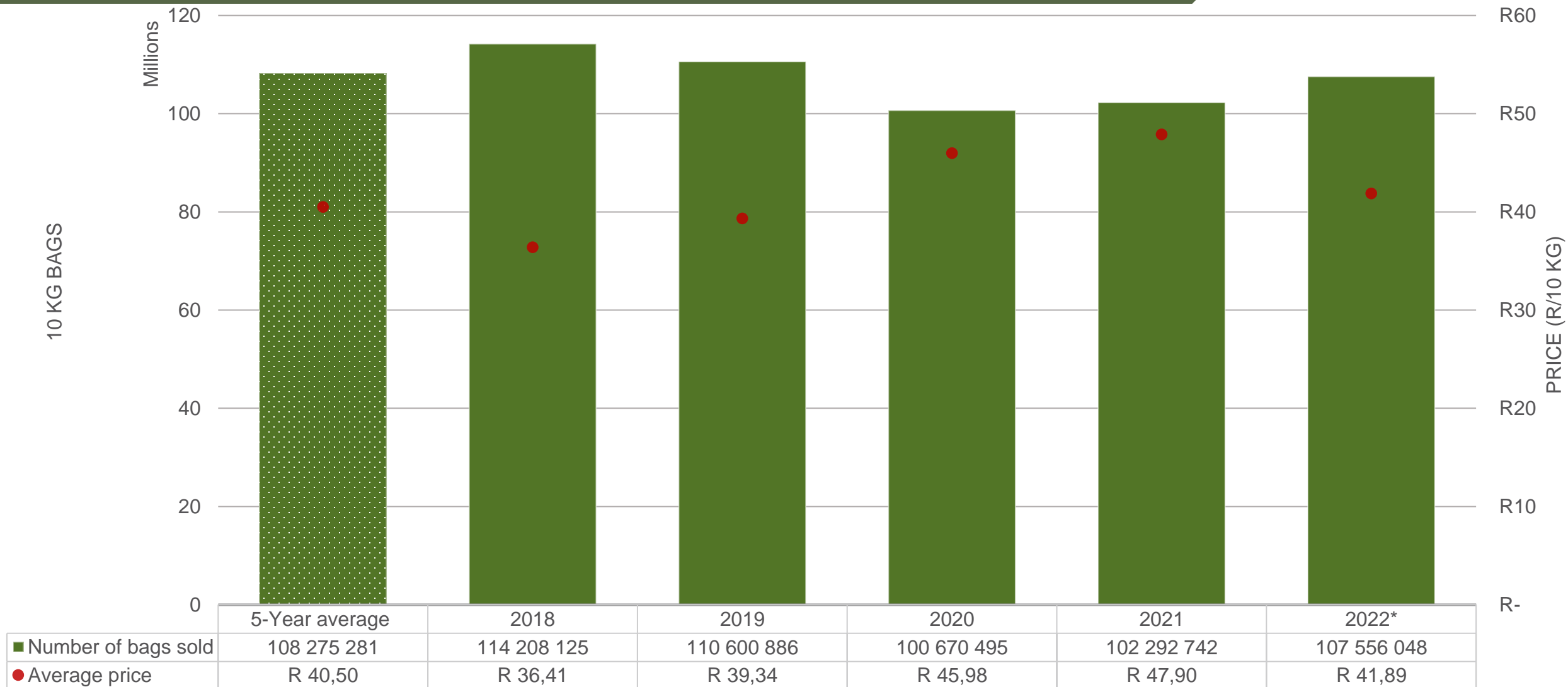
**5%**

(Week on week)



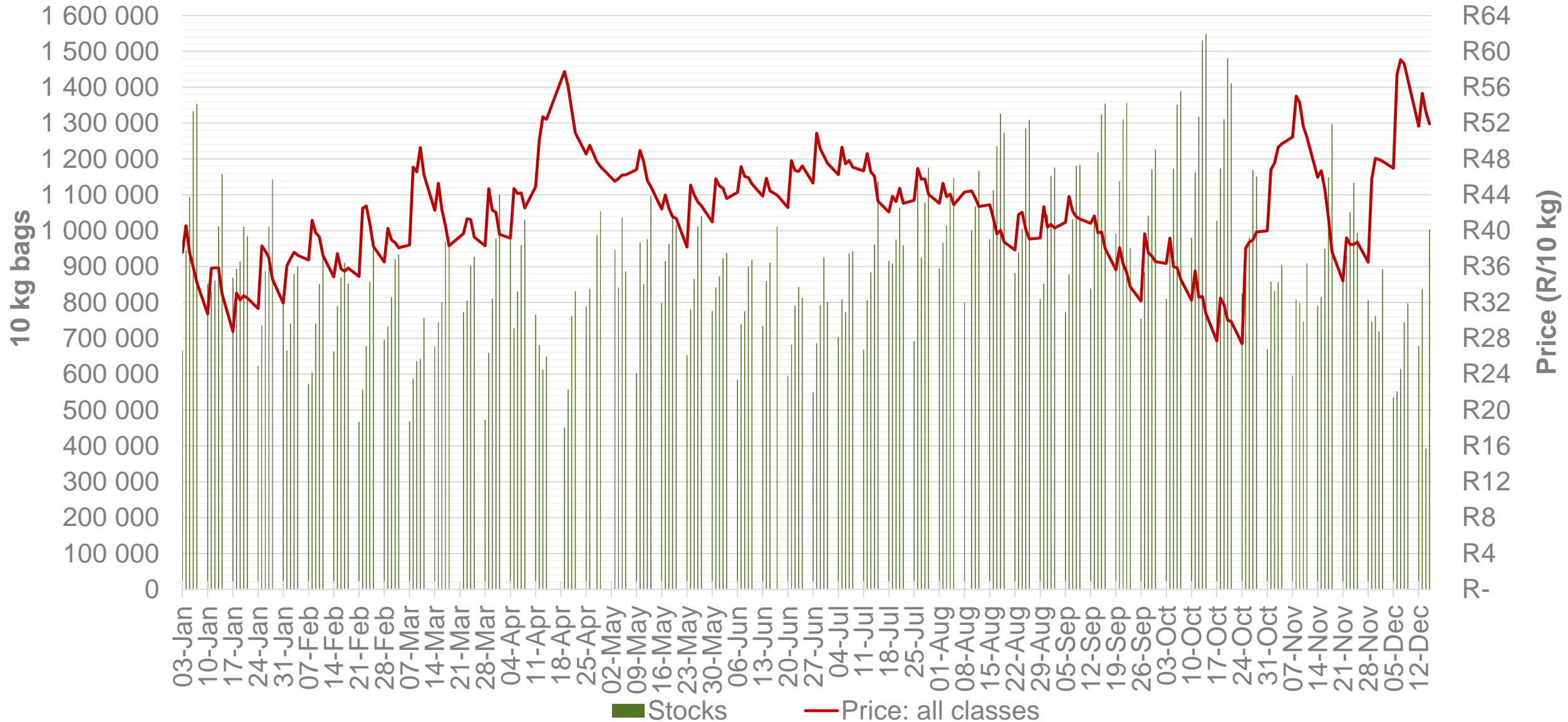
Data disclaimer: Potatoes SA does not take responsibility for the accuracy or interpretation of company data re-purposed by 3rd parties

# Cumulative total number of 10 kg bags sold on markets: First 50 weeks of the year 2022



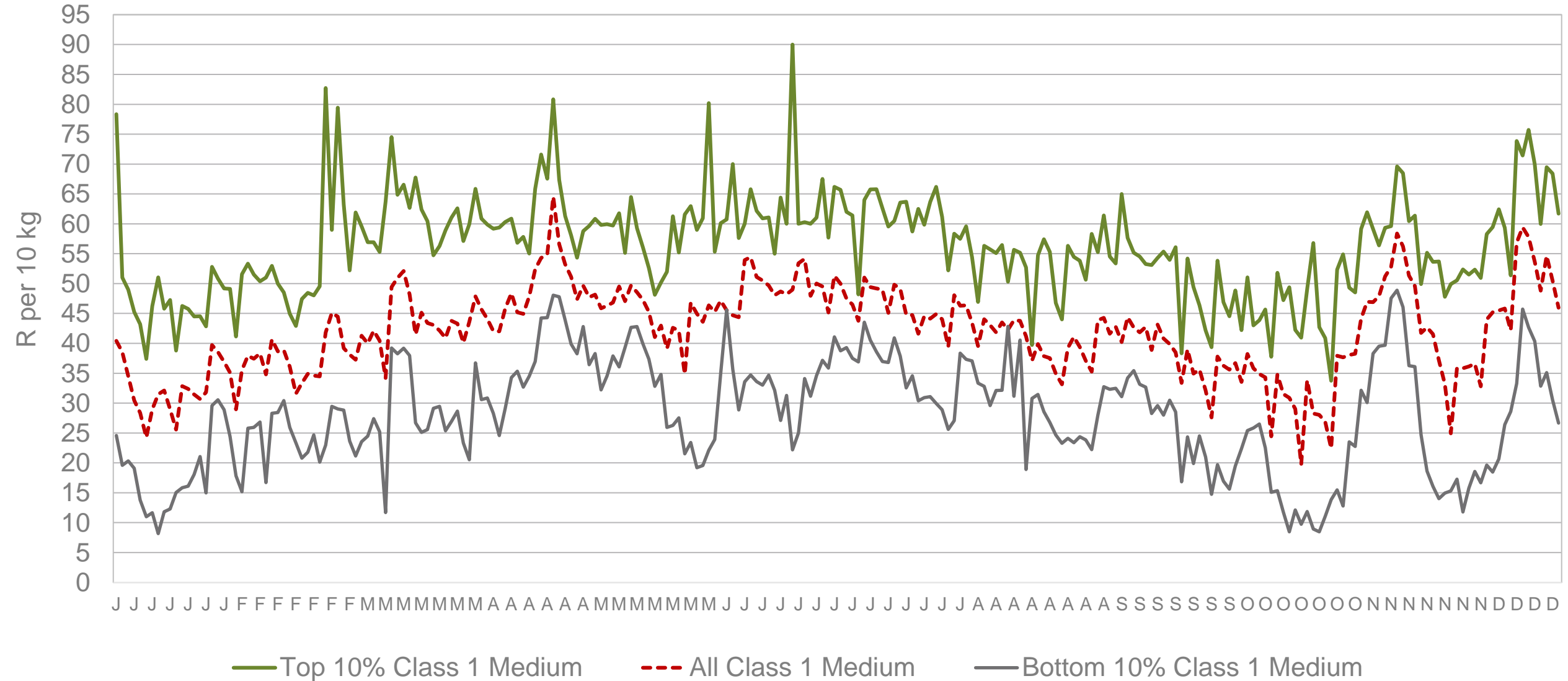
Sold 719 233 bags **less** than the **5-year average** (2018 to 2022) of the first 50 weeks of each year.

# RSA daily Price versus Daily Available stocks (all classes & all sizes)



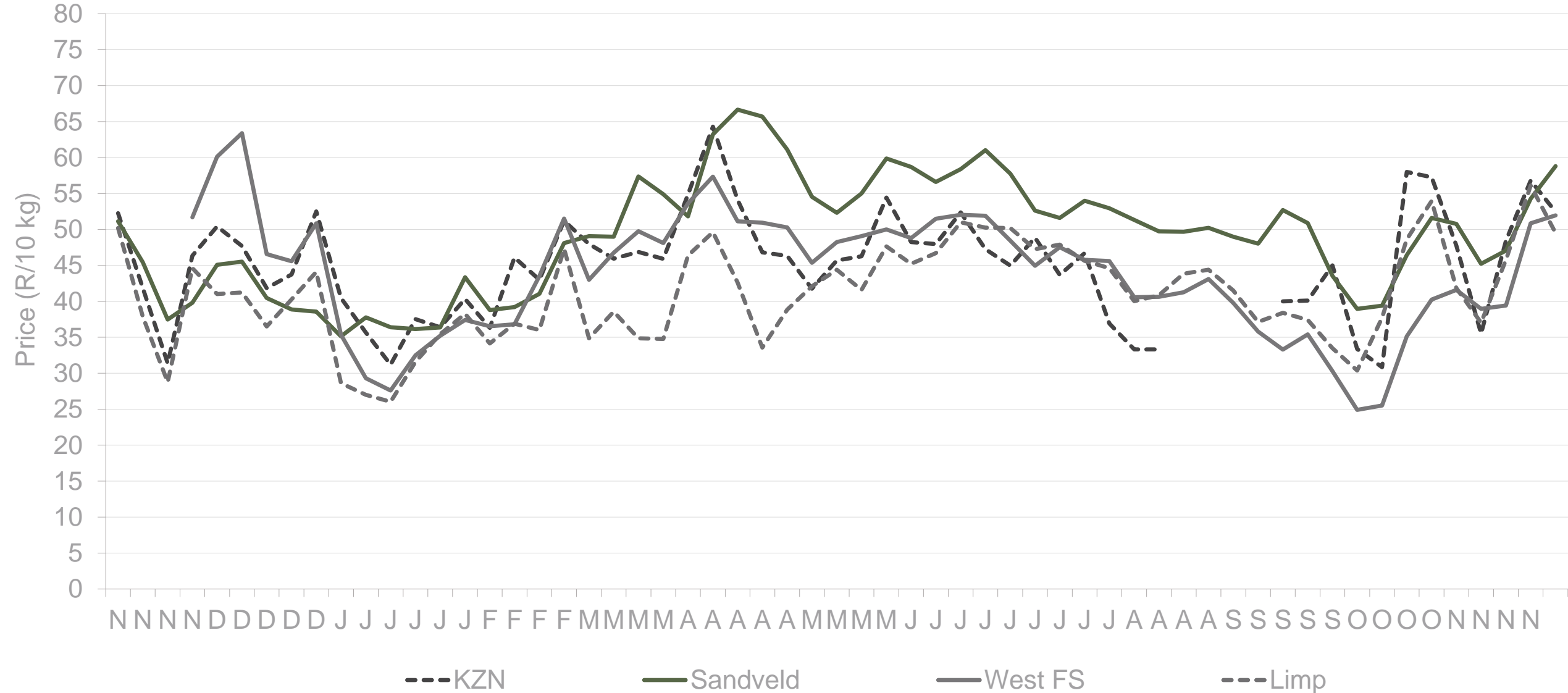
Data disclaimer: Potatoes SA does not take responsibility for the accuracy or interpretation of company data re-purposed by 3rd parties

# JHB market daily : Top 10% versus Bottom 10% prices – Class 1 Medium (Since January 2022)



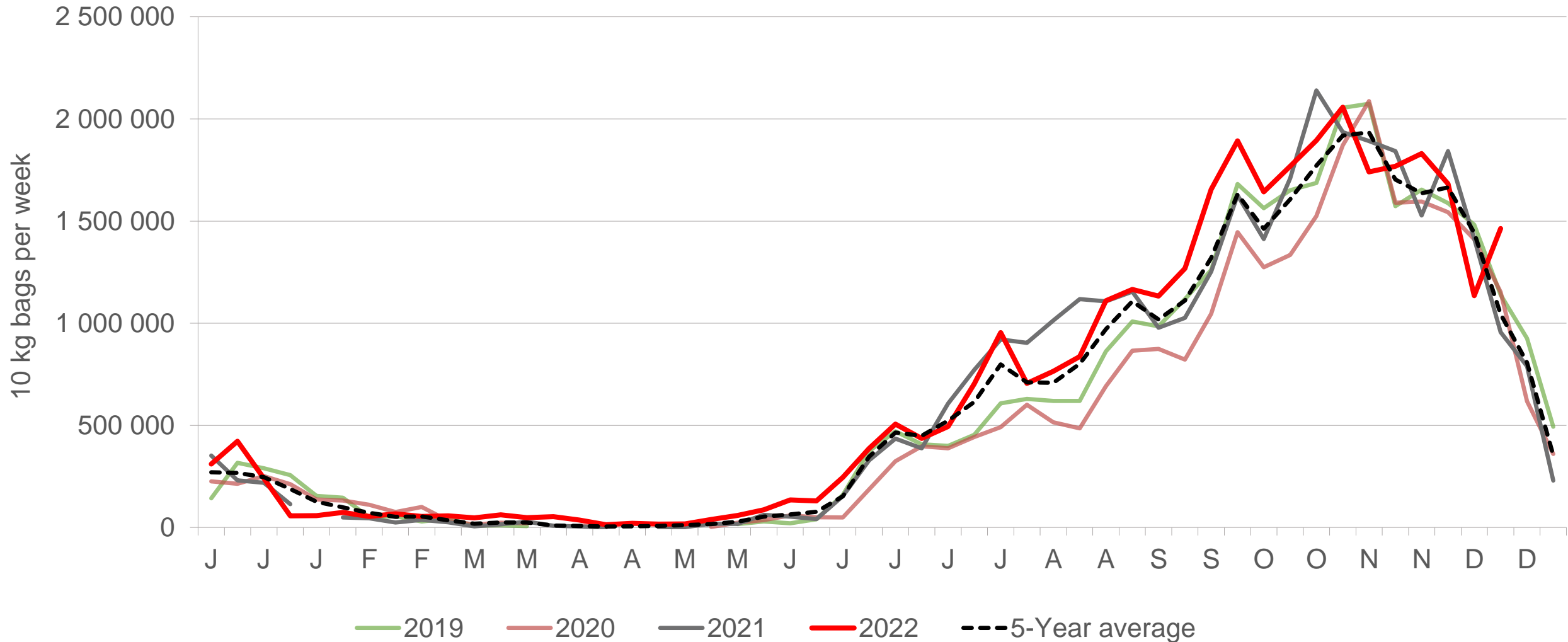
Data disclaimer: Potatoes SA does not take responsibility for the accuracy or interpretation of company data re-purposed by 3rd parties

# Average Class 1 Medium prices in regions



Data disclaimer: Potatoes SA does not take responsibility for the accuracy or interpretation of company data re-purposed by 3rd parties

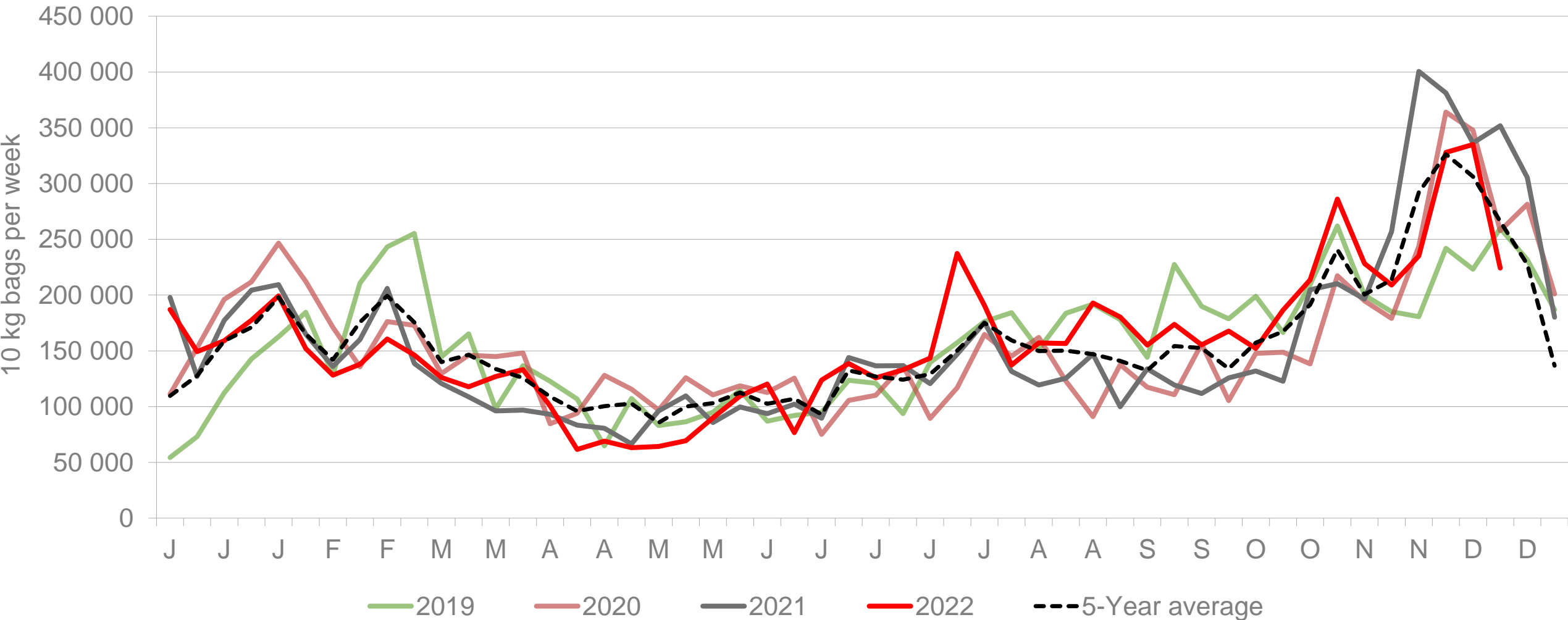
# Limpopo: Amount of 10 kg bags per week sold on FPMs (all classes)



Sold 2 724 411 bags **more** than the **5-year average** (2017 to 2022) of the first 50 weeks of each year.

*Data disclaimer: Potatoes SA does not take responsibility for the accuracy or interpretation of company data re-purposed by 3rd parties*

# Sandveld: Amount of 10 kg bags per week sold on FPMs (all classes)

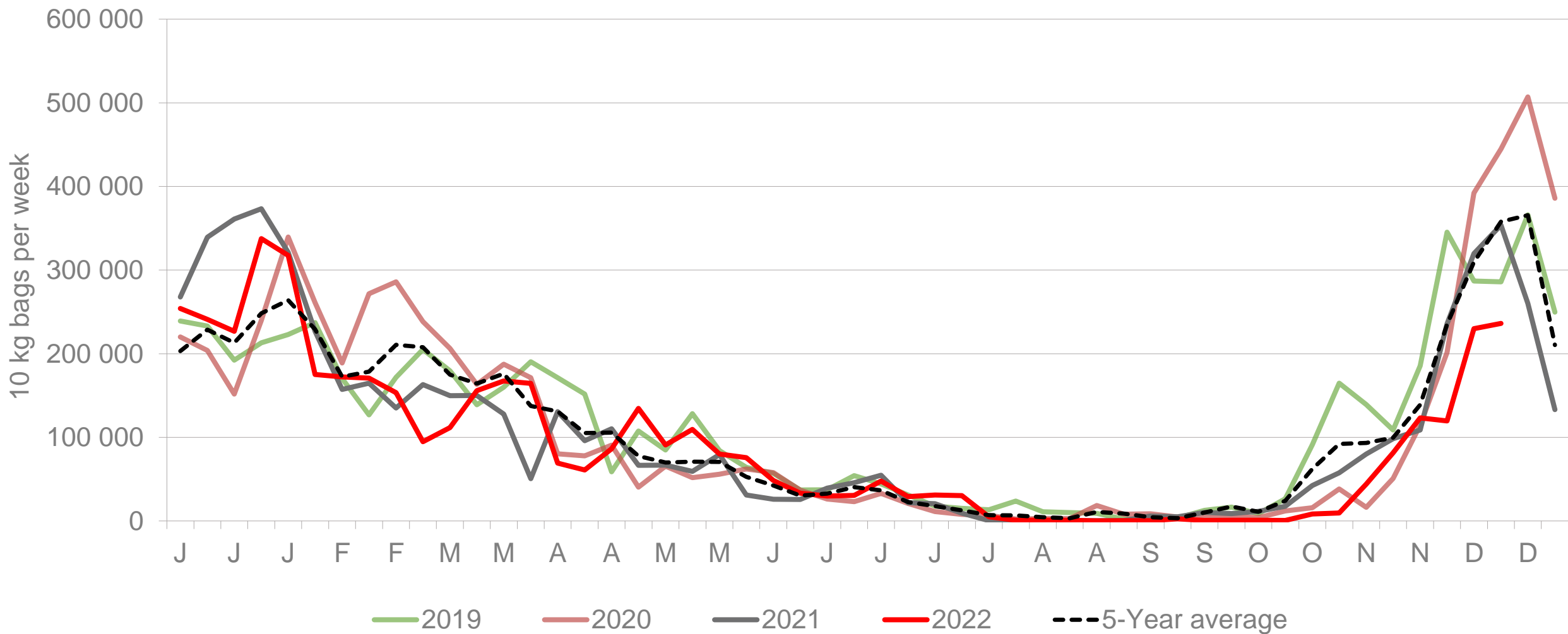


Sold 91 264 bags **more** than the **5-year average** (2017 to 2022) of the first 50 weeks of each year.

*Data disclaimer: Potatoes SA does not take responsibility for the accuracy or interpretation of company data re-purposed by 3rd parties*



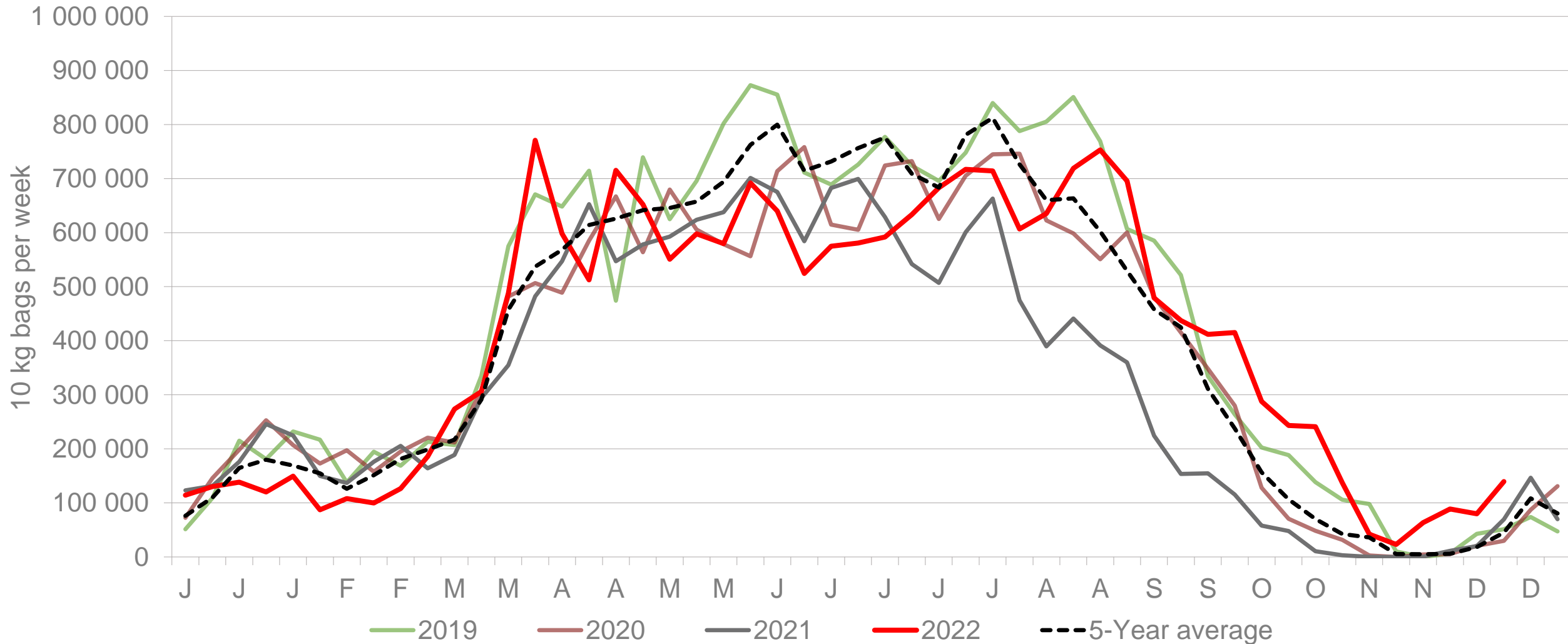
# KwaZulu-Natal: Amount of 10 kg bags per week sold on FPMs (all classes)



Sold 630 565 bags **less** than the **5-year average** (2017 to 2022) of the first 50 weeks of each year.

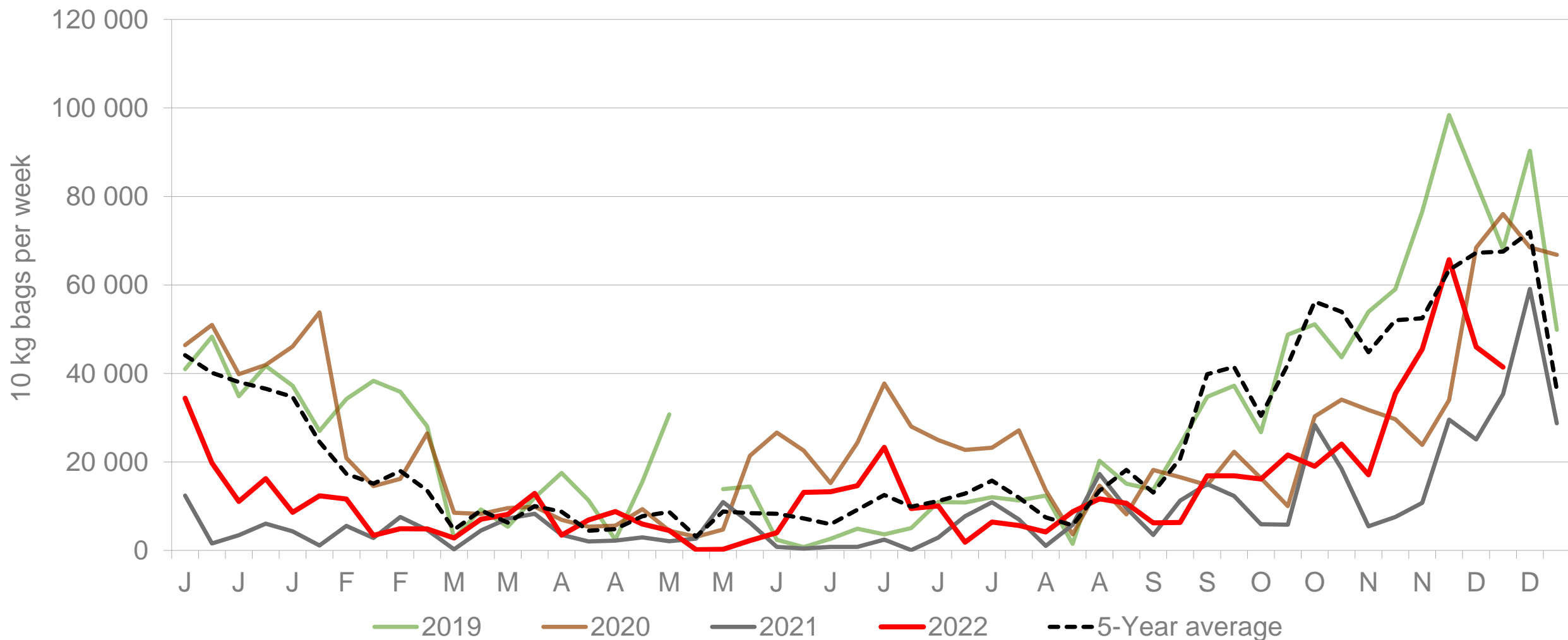
*Data disclaimer: Potatoes SA does not take responsibility for the accuracy or interpretation of company data re-purposed by 3rd parties*

# Western Free State : Amount of 10 kg bags per week sold on FPMs (all classes)



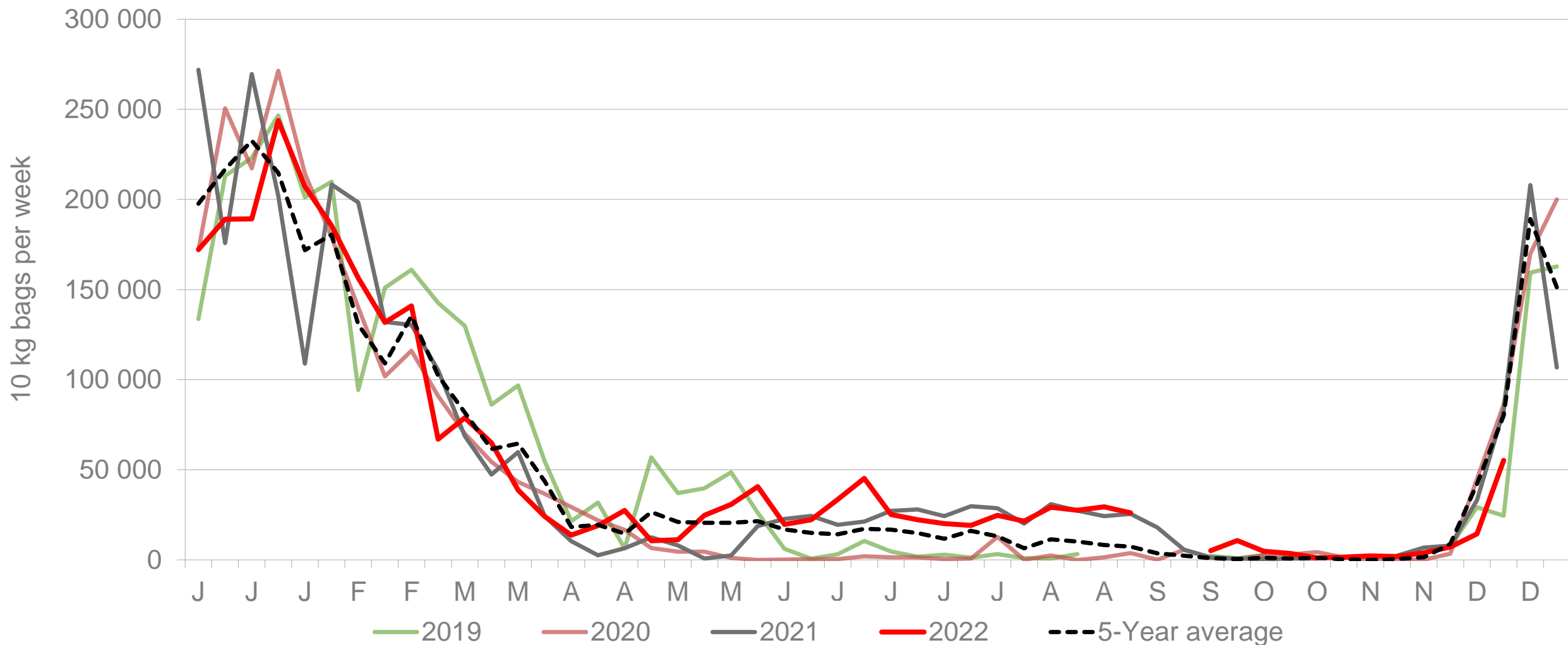
Sold 60 593 bags **more** than the **5-year average** (2017 to 2022) of the first 50 weeks of each year.

# Eastern Cape: Amount of 10 kg bags per week sold on FPMs (all classes)



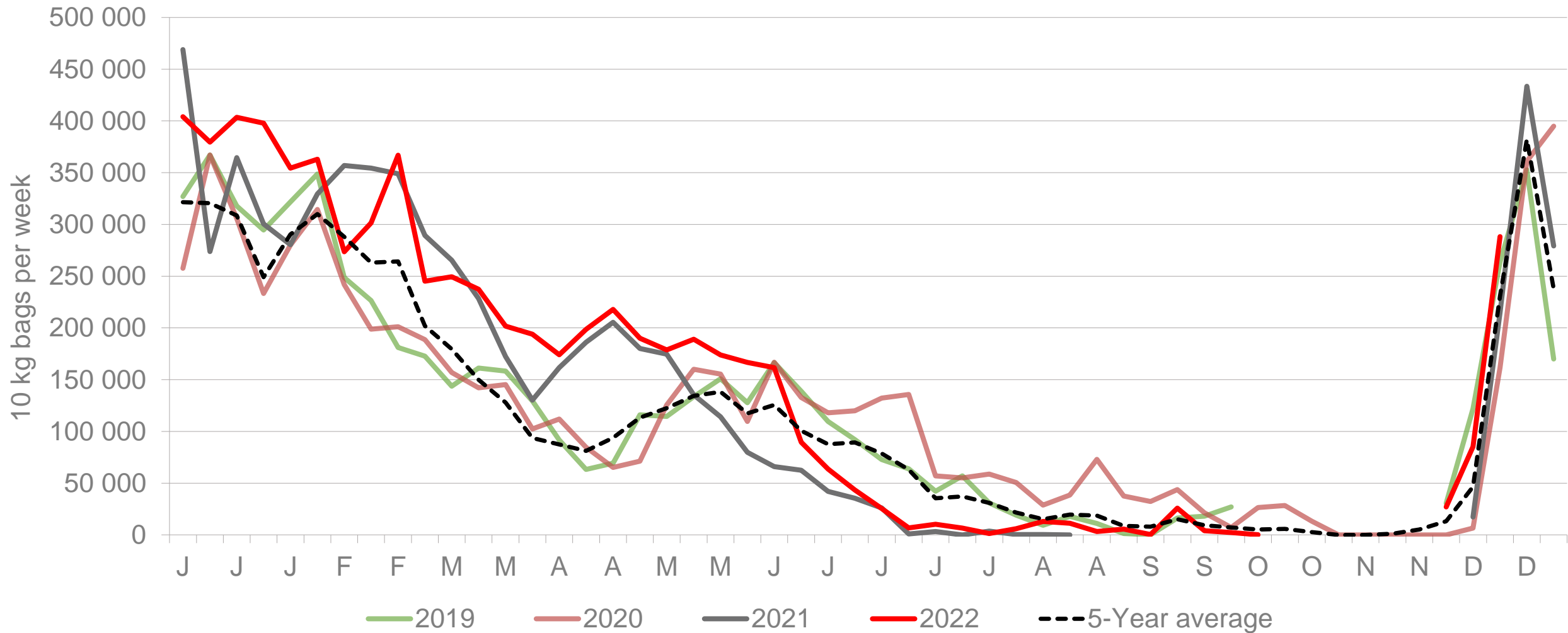
Sold 456 008 bags **less** than the **5-year average** (2017 to 2022) of the first 50 weeks of each year.

# Gauteng: Amount of 10 kg bags per week sold on FPMs (all classes)



Sold 116 896 bags more than the **5-year average** (2017 to 2022) of the first 50 weeks of each year.

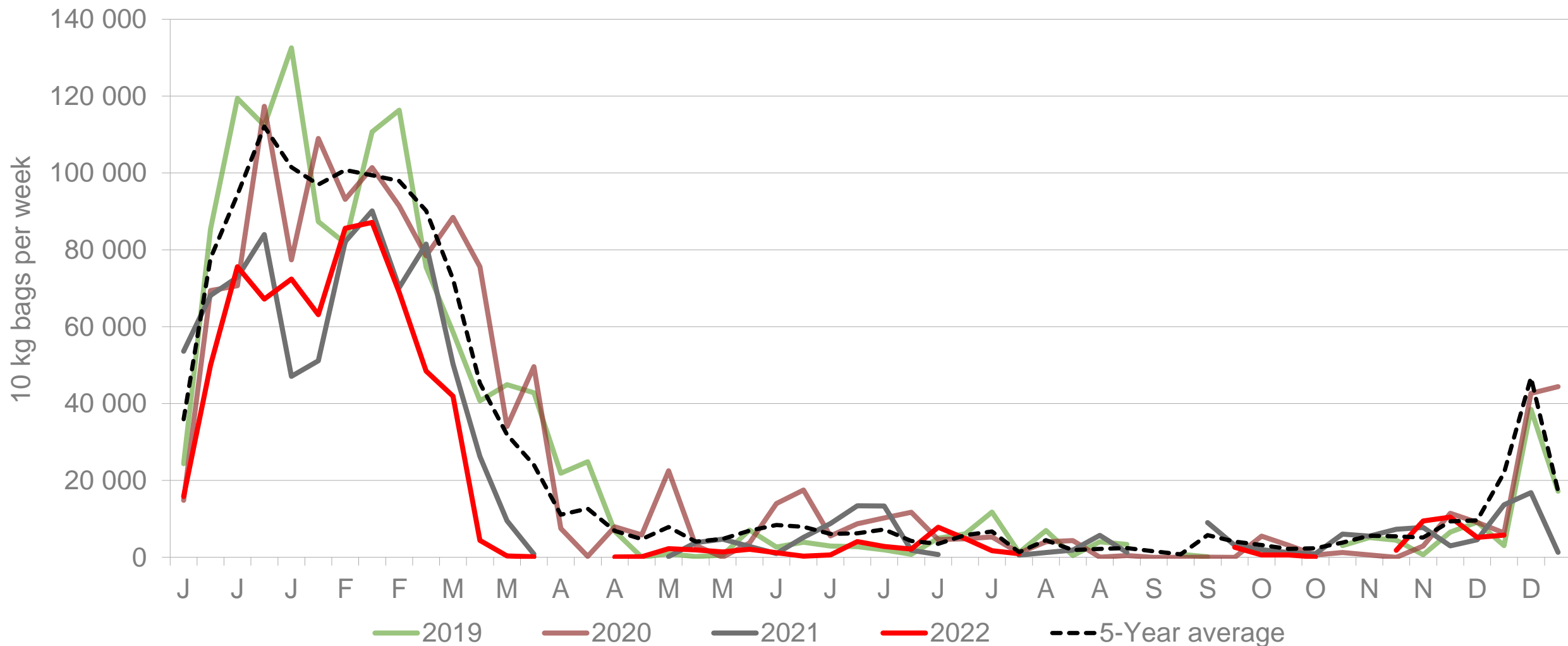
# North West: Amount of 10 kg bags per week sold on FPMs (all classes)



Sold 1 402 366 bags **more** than the **5-year average** (2017 to 2022) of the first 49 weeks of each year.

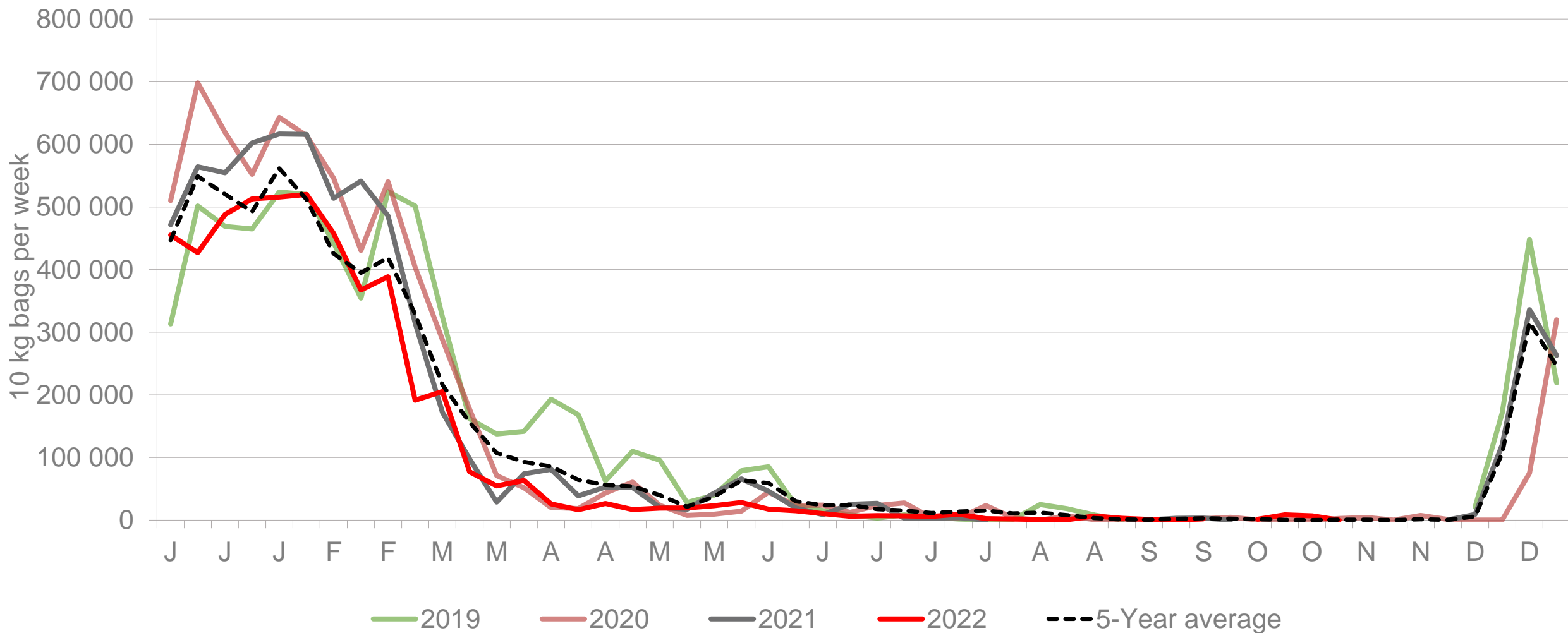
*Data disclaimer: Potatoes SA does not take responsibility for the accuracy or interpretation of company data re-purposed by 3rd parties*

# Mpumalanga: Amount of 10 kg bags per week sold on FPMs (all classes)



Sold 536 472 bags **less** than the **5-year average** (2017 to 2022) of the first 50 weeks of each year.

# South Western Free State: Amount of 10 kg bags per week sold on FPMs (all classes)



Sold 749 388 **less** than the **5-year average** (2017 to 2022) of the first 50 weeks of each year.

*Data disclaimer: Potatoes SA does not take responsibility for the accuracy or interpretation of company data re-purposed by 3rd parties*

# Average weekly prices and volumes for 10 kg bags of potatoes sold on selected markets from selected production regions

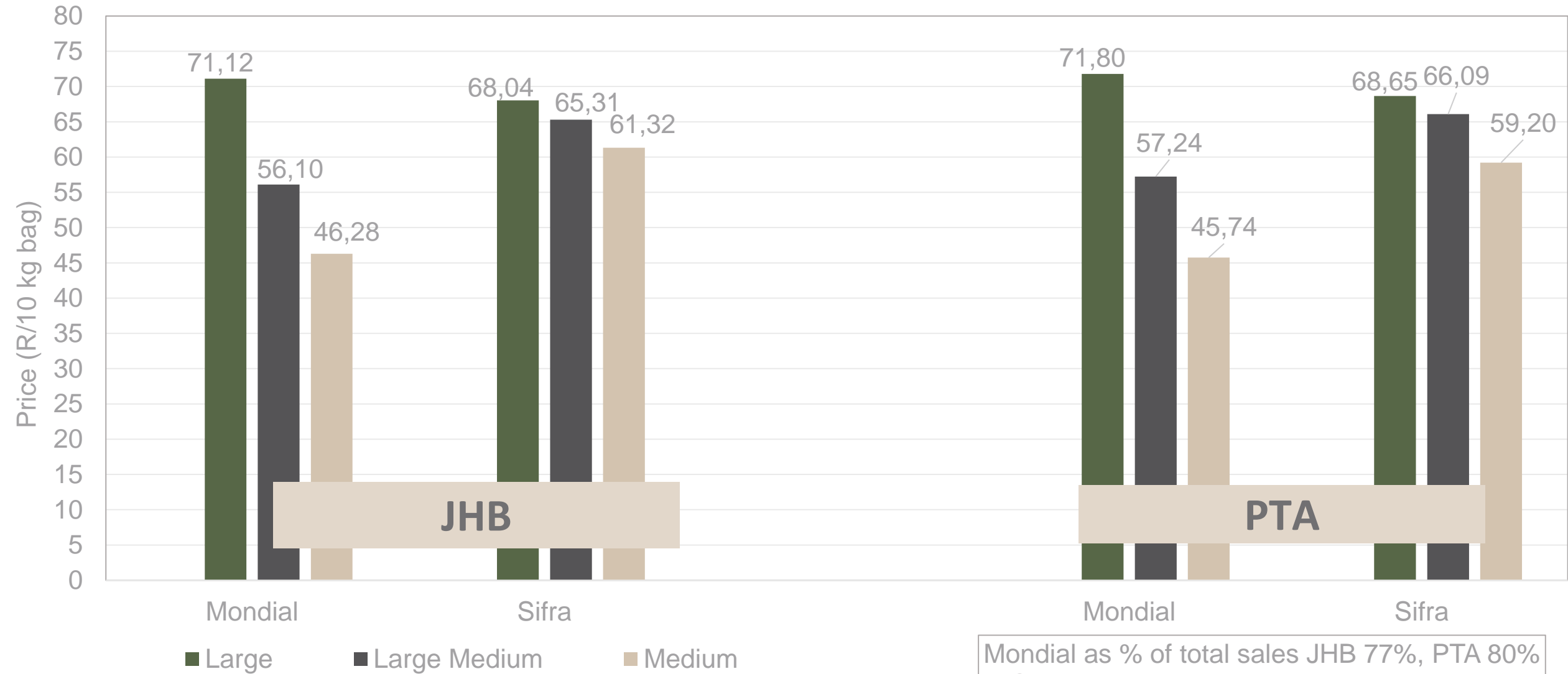


Klas & Grootte	Limpopo										Sandveld		KwaZulu-Natal				North West				All Regions	
	JOH		PRE		DUR		SPR		KLE		CAP		DUR		PIE		JOH		PRE		All Markets	
	Volume	Prices	Volume	Prices	Volume	Prices	Volume	Prices	Volume	Prices	Volume	Prices	Volume	Prices	Volume	Prices	Volume	Prices	Volume	Prices	Volume	Prices
	10kg	R/10kg	10kg	R/10kg	10kg	R/10kg	10kg	R/10kg	10kg	R/10kg	10kg	R/10kg	10kg	R/10kg	10kg	R/10kg	10kg	R/10kg	10kg	R/10kg	10kg	R/10kg
1L	169 238	71,46	42 201	71,25	4 414	66,18	16 787	66,60	6 296	69,64	22 911	70,37	9 919	64,50	6 861	56,57	38 298	68,66	8 790	69,16	510 515	69,34
1L/M	280 978	55,03	78 134	57,01	16 931	58,05	16 809	48,03	13 238	56,12	26 455	62,88	10 873	56,19	9 450	48,45	57 212	69,12	10 853	68,65	789 164	58,27
1M	276 838	45,79	49 803	45,84	14 243	52,79	15 013	43,22	8 312	44,65	31 511	58,62	11 997	47,68	6 615	42,35	29 956	66,59	6 919	64,79	641 760	50,33
1S	49 242	27,22	10 784	33,12	4 581	30,36	5 238	27,87	1 403	32,88	23 098	40,12	6 858	32,61	3 208	35,12	16 728	38,15	858	43,30	171 824	33,44
1S/M	72 420	35,31	7 121	38,23	889	27,42	2 812	27,22	1 172	34,31	2 903	44,64	640	32,78	381	35,02	16 132	49,34	1 851	50,93	161 848	39,63
1XL	84	75,43	-	-	-	-	-	-	-	-	-	-	-	-	-	-	-	-	-	-	84	75,43
1XS	31 986	17,03	-	-	-	-	-	-	-	-	-	-	-	-	-	-	16 116	43,22	-	-	56 230	25,45
1XXS	-	-	-	-	-	-	-	-	-	-	-	-	-	-	-	-	-	-	-	-	-	-
2L	27 920	57,42	14 349	61,45	-	-	2 314	57,78	1 501	55,52	8 523	50,36	1 486	59,72	785	63,60	290	60,00	351	63,13	87 452	57,29
2L/M	42 054	41,18	17 262	48,85	-	-	5 819	48,72	2 339	46,15	11 217	47,56	3 941	52,23	573	47,98	2 492	52,60	-	-	134 224	47,19
2M	27 376	30,60	8 755	38,83	330	52,00	3 113	40,43	3 389	33,12	16 543	45,94	2 730	41,29	2 045	40,87	184	40,00	315	50,47	116 185	39,83
2S	3 974	19,98	1 086	29,72	220	40,00	161	17,27	558	30,72	5 754	28,21	963	19,97	785	30,89	-	-	-	-	20 588	28,27
2S/M	1 780	25,60	3 019	35,92	-	-	1 029	32,04	110	25,00	540	37,58	56	28,00	6	20,00	-	-	-	-	16 030	33,08
2XL	-	-	-	-	-	-	-	-	-	-	-	-	-	-	-	-	-	-	-	-	-	-
2XS	606	8,08	-	-	-	-	-	-	-	-	-	-	-	-	-	-	-	-	-	-	852	9,13
2XXS	-	-	-	-	-	-	-	-	-	-	-	-	-	-	-	-	-	-	-	-	-	-
3L	3 690	41,64	1 351	37,08	-	-	1 275	43,44	770	27,86	220	50,00	200	50,00	-	-	720	53,25	660	41,68	18 217	41,84
3L/M	4 240	41,96	2 113	37,17	110	50,00	440	42,48	128	25,86	220	46,00	440	32,59	-	-	3 774	43,41	472	47,74	20 666	41,76
3M	6 660	29,39	410	33,01	-	-	770	32,55	440	20,00	829	35,95	1 185	28,31	1 290	25,78	3 784	37,97	321	34,86	39 727	33,07
3S/M	880	22,75	-	-	-	-	-	-	-	-	-	-	-	-	82	20,00	3 300	31,27	-	-	7 915	31,34
3XS	-	-	-	-	-	-	-	-	-	-	-	-	-	-	-	-	-	-	-	-	224	10,98
3XXS	-	-	-	-	-	-	-	-	-	-	-	-	-	-	-	-	-	-	-	-	-	-
4L	-	-	12	30,00	-	-	-	-	-	-	-	-	-	-	-	-	-	-	-	-	902	32,39
4L/M	-	-	1 440	19,01	-	-	-	-	-	-	-	-	-	-	-	-	-	-	-	-	2 458	20,54
4M	-	-	1 320	15,41	-	-	-	-	-	-	-	-	43	38,49	1 266	21,23	-	-	-	-	5 210	22,10
4S	-	-	362	10,34	-	-	-	-	-	-	-	-	-	-	-	-	-	-	-	-	579	10,55
4S/M	-	-	-	-	-	-	-	-	-	-	-	-	-	-	-	-	-	-	-	-	192	15,00
Total	1 000 406	49,52	245 732	52,49	42 834	52,44	73 747	47,45	40 096	50,02	159 752	52,48	52 546	49,06	35 199	43,31	188 986	59,87	32 480	64,58	2 835 268	52,41

Data disclaimer: Potatoes SA does not take responsibility for the accuracy or interpretation of company data re-purposed by 3rd parties



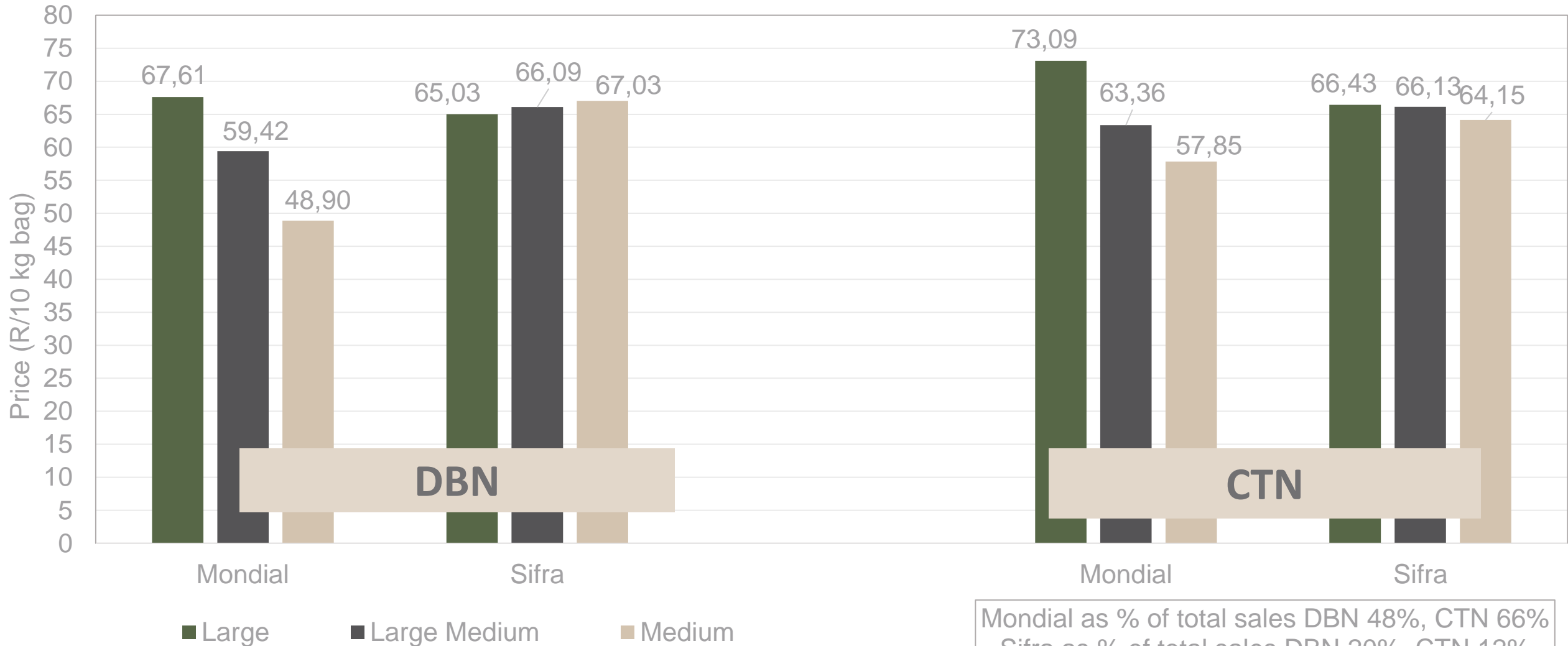
# PTA & JHB markets: Average Prices - Different Sizes (only 10 kg bags)



Mondial as % of total sales JHB 77%, PTA 80%  
 Sifra as % of total sales JHB 11%, PTA 8%

Data disclaimer: Potatoes SA does not take responsibility for the accuracy or interpretation of company data re-purposed by 3rd parties

# DBN & CTN markets: Average Prices - Different Sizes (only 10 kg bags)



Mondial as % of total sales DBN 48%, CTN 66%  
 Sifra as % of total sales DBN 20%, CTN 12%

# Hectares planted to date for season 2022 versus 2021

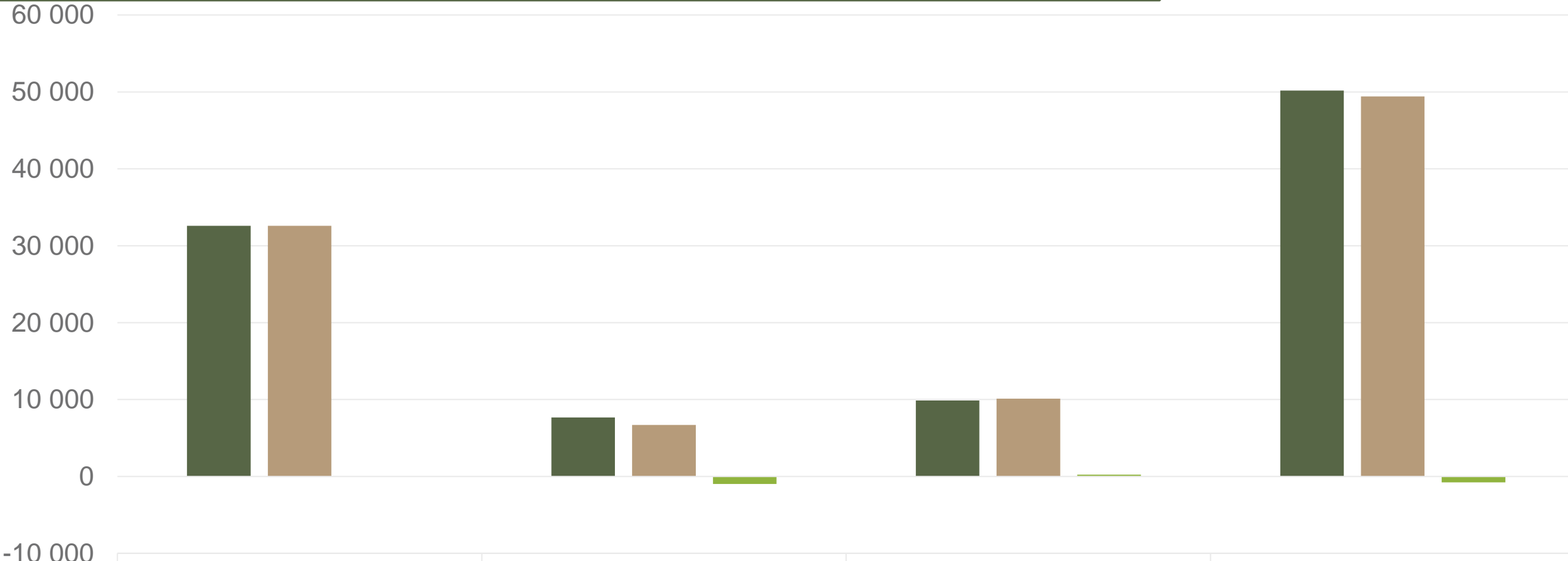


	Table	Process	Seed	Total
■ 2021	32 602	7 682	9 889	50 174
■ 2022	32 589	6 706	10 121	49 416
■ Changes	-14	-976	232	-757


Regions finished planting: North West, Eastern Free State, Western Free State, South Western Free State, KZN, North Eastern Cape, Limpopo (early and main), Sandveld (summer, early winter), Ceres, Eastern Cape, Southern Cape and Northern Cape


**Data disclaimer: Potatoes SA does not take responsibility for the accuracy or interpretation of company data re-purposed by 3rd parties**


# Thank you for your time

Feel free to contact us

 [jano@potatoes.co.za](mailto:jano@potatoes.co.za)  
[dikgetho@potatoes.co.za](mailto:dikgetho@potatoes.co.za)

 +27 (0)12 349 1906

 6 De Havilland Crescent  
Persequor Techno Park  
Persequor Park  
Pretoria

 [www.potatoes.co.za](http://www.potatoes.co.za)



Potatoes  
Aartappels SA