



Weekly Market Information

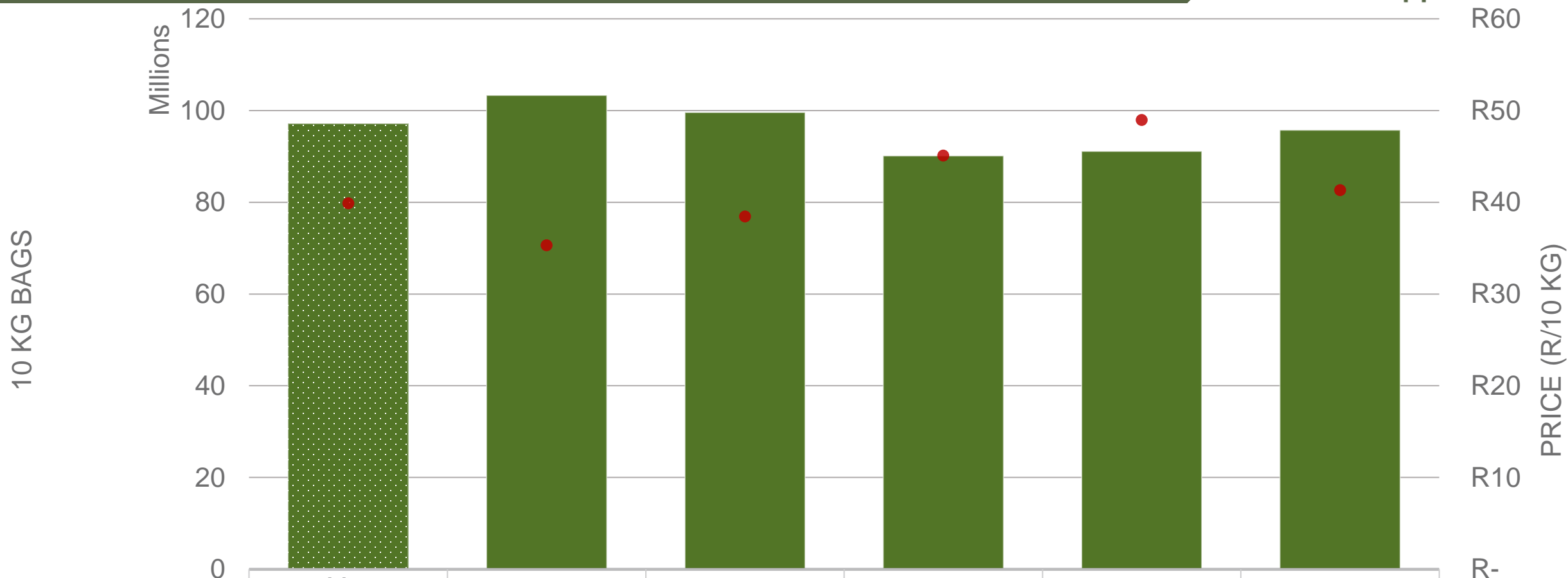
11 November 2022



Potatoes
Aartappels SA

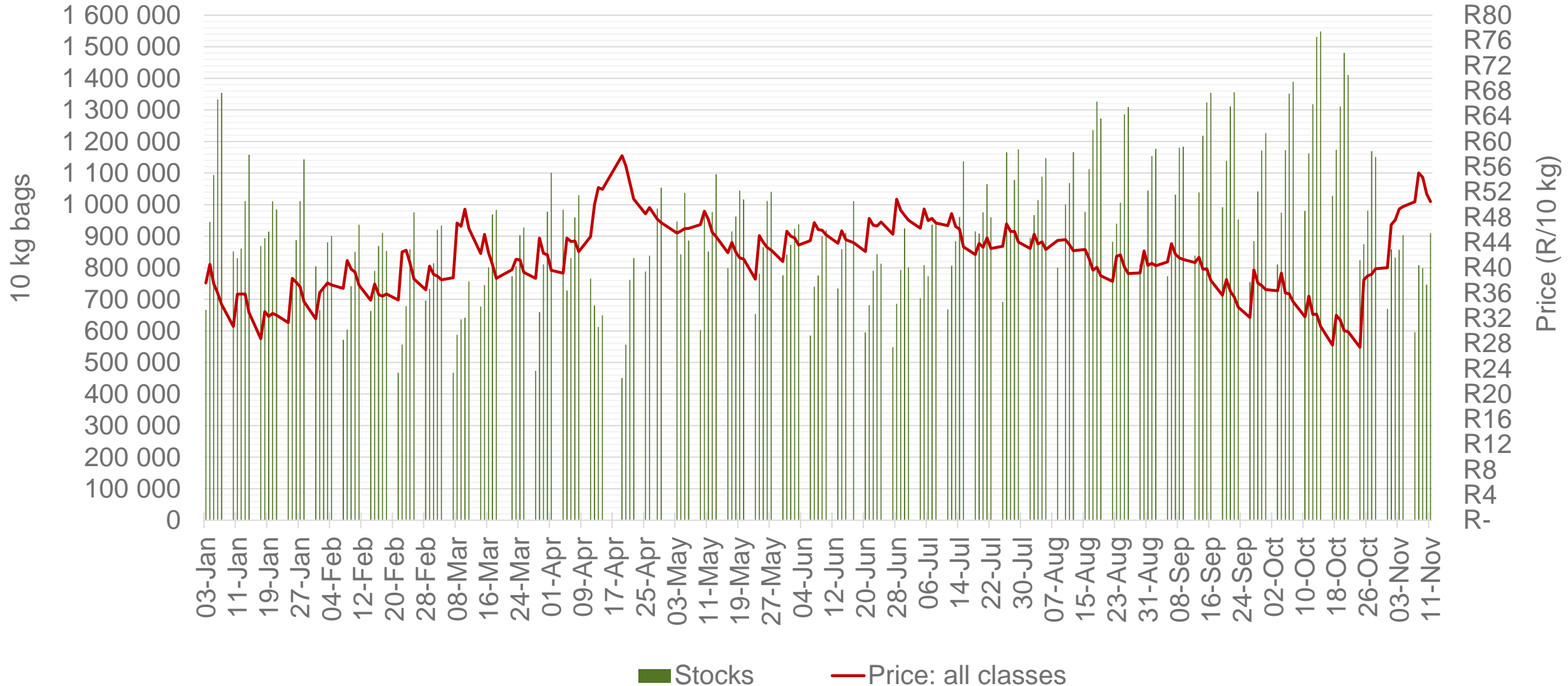
www.potatoes.co.za

Cumulative total number of 10 kg bags sold on markets: First 45 weeks of the year 2022



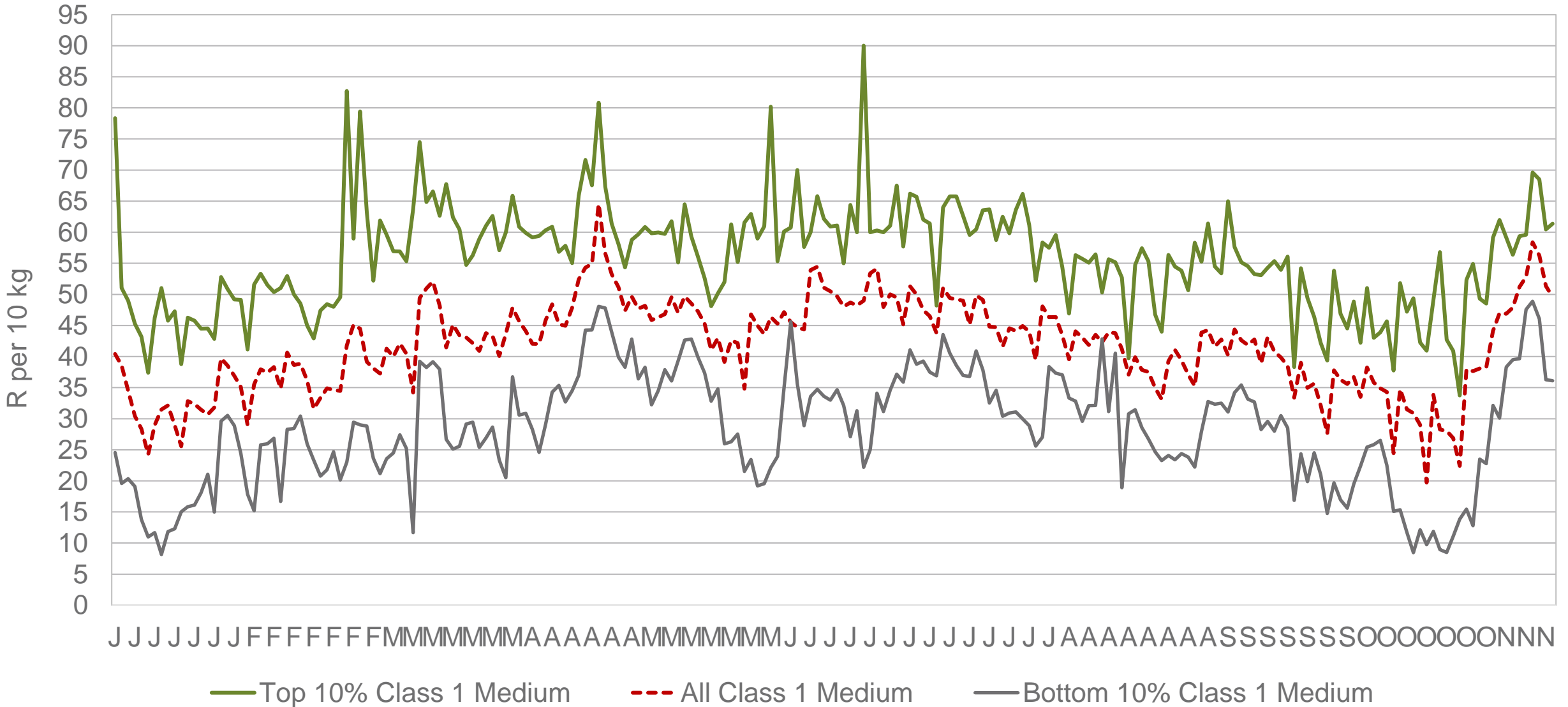
Sold 1 440 548 bags **less** than the **5-year average** (2018 to 2022) of the first 45 weeks of each year.

RSA daily Price versus Daily Available stocks (all classes & all sizes)



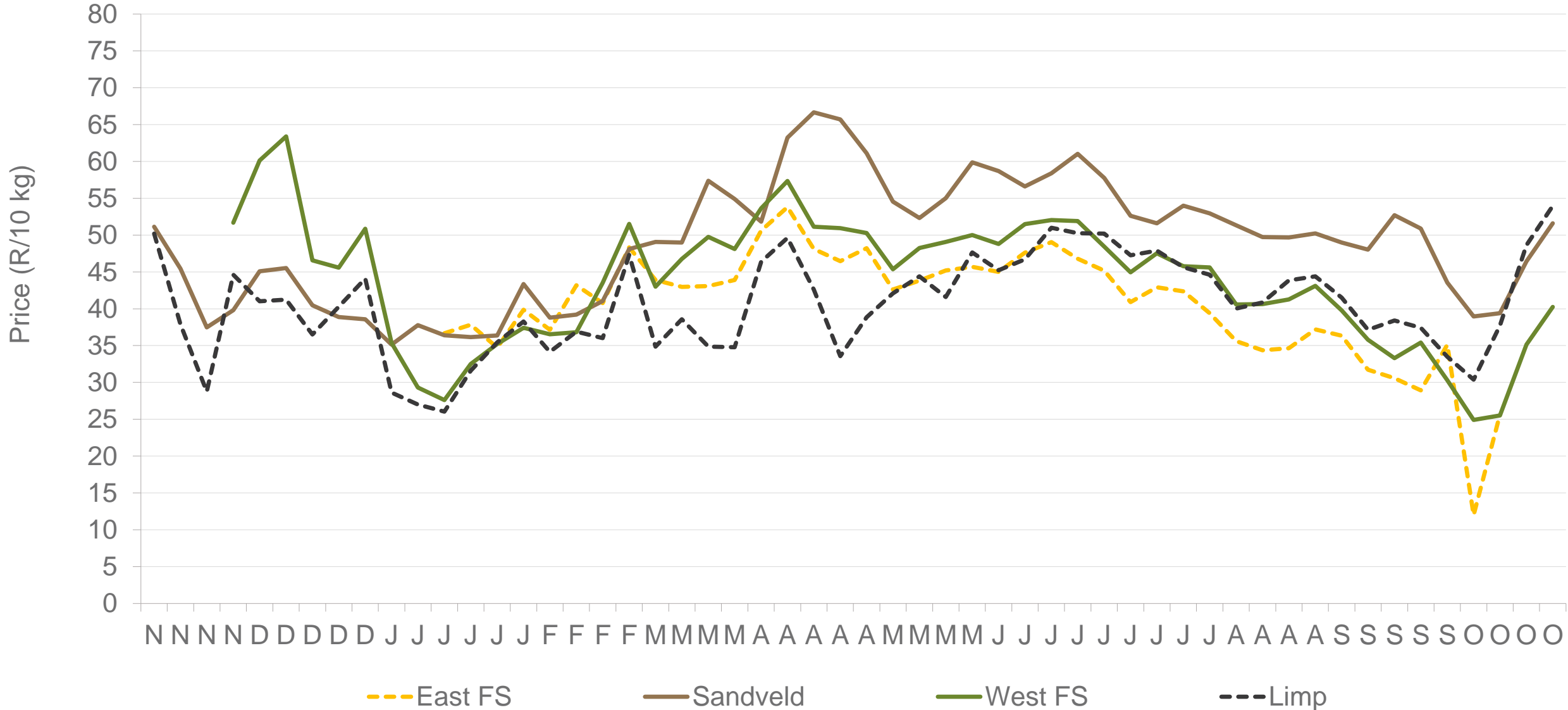
Data disclaimer: Potatoes SA does not take responsibility for the accuracy or interpretation of company data re-purposed by 3rd parties

JHB market daily : Top 10% versus Bottom 10% prices – Class 1 Medium (Since January 2022)



Data disclaimer: Potatoes SA does not take responsibility for the accuracy or interpretation of company data re-purposed by 3rd parties

Average Class 1 Medium prices in regions



Data disclaimer: Potatoes SA does not take responsibility for the accuracy or interpretation of company data re-purposed by 3rd parties

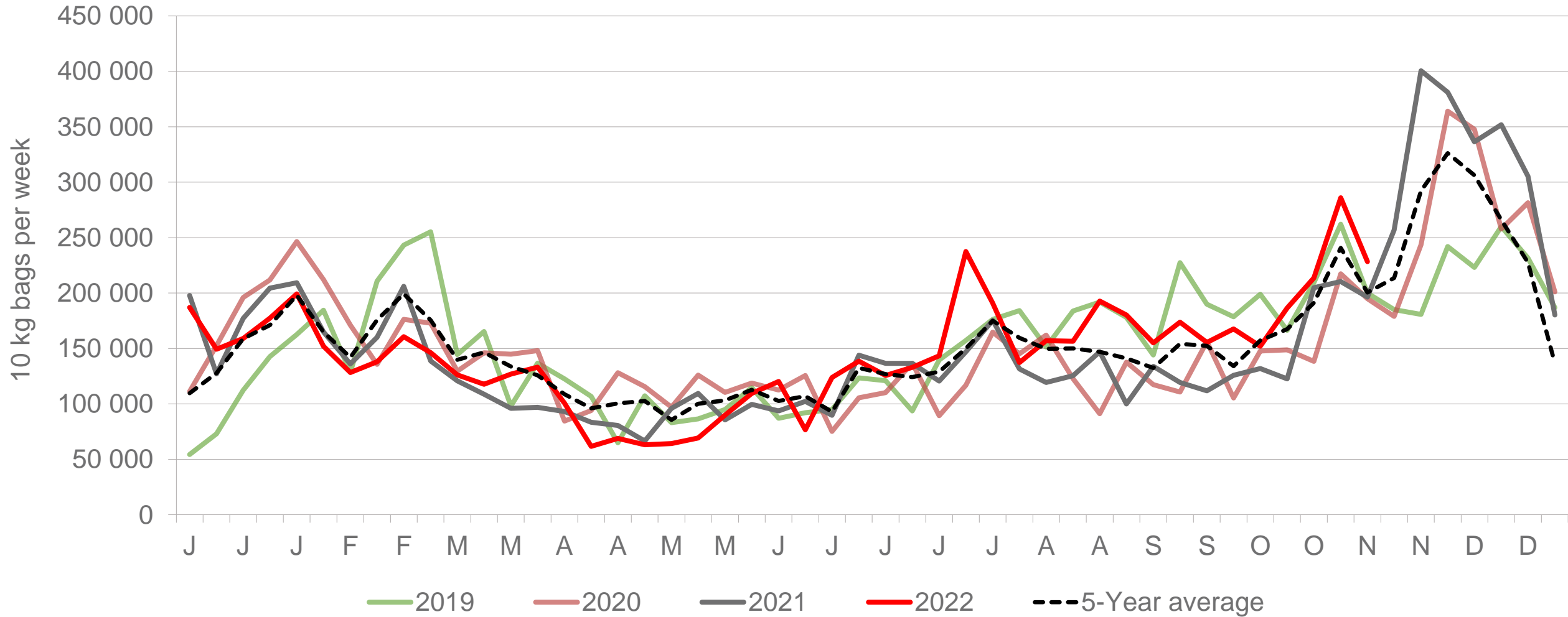
Limpopo: Amount of 10 kg bags per week sold on FPMs (all classes)



Sold 2 334 857 bags **more** than the **5-year average** (2017 to 2022) of the first 45 weeks of each year.

Data disclaimer: Potatoes SA does not take responsibility for the accuracy or interpretation of company data re-purposed by 3rd parties

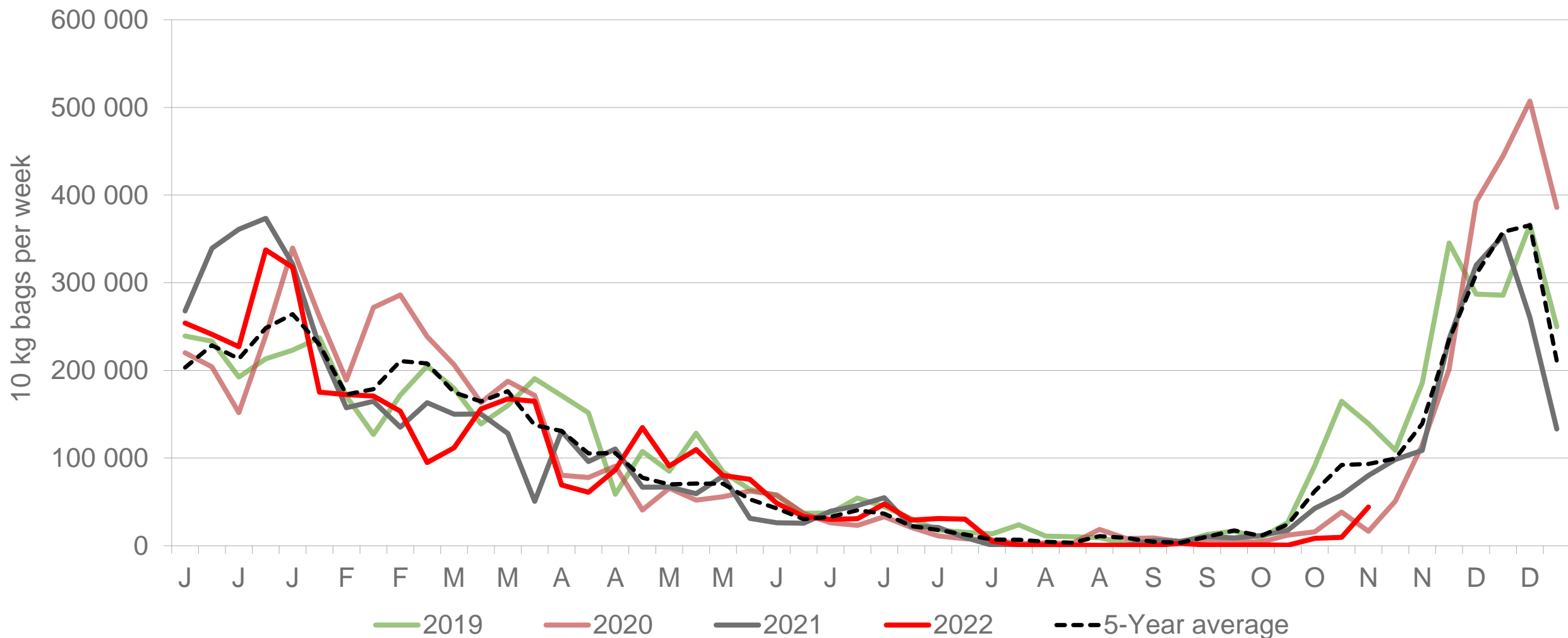
Sandveld: Amount of 10 kg bags per week sold on FPMs (all classes)



Sold 164 419 bags more than the **5-year average** (2017 to 2022) of the first 45 weeks of each year.

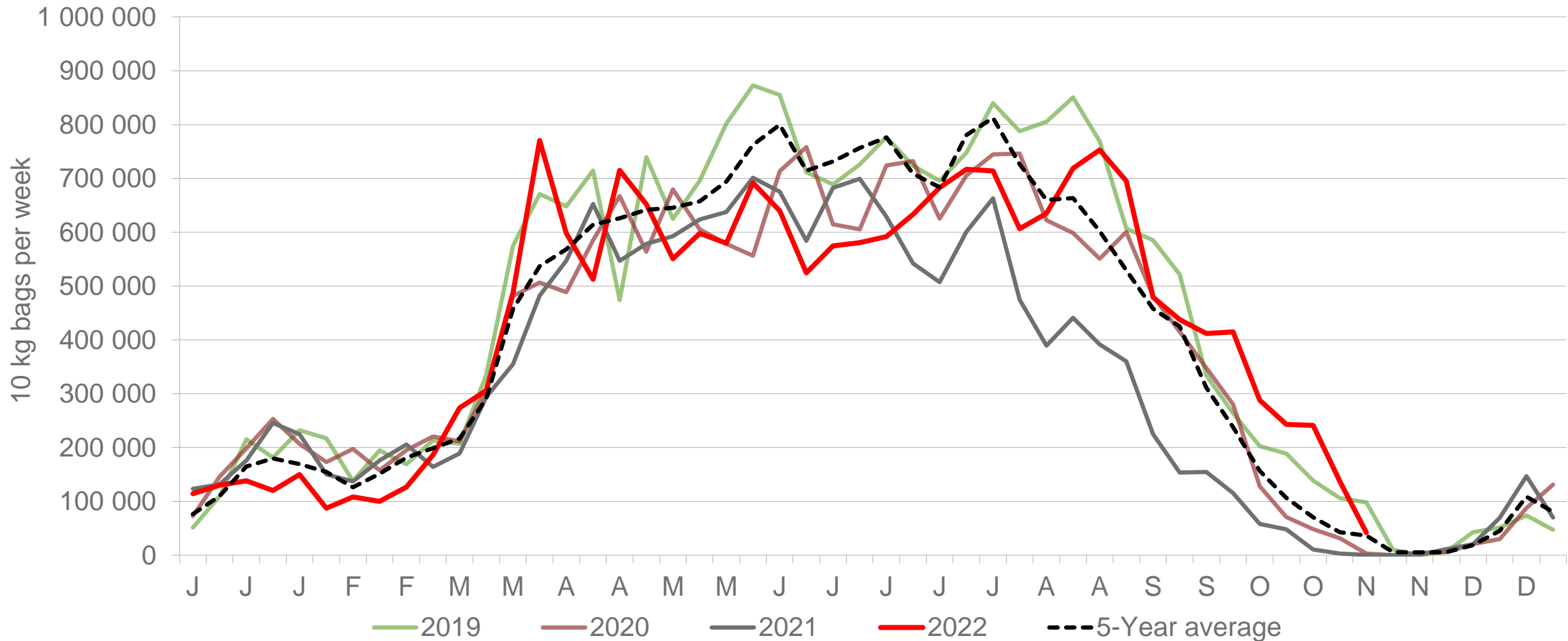
Data disclaimer: Potatoes SA does not take responsibility for the accuracy or interpretation of company data re-purposed by 3rd parties

KwaZulu-Natal: Amount of 10 kg bags per week sold on FPMs (all classes)



Sold 280 106 bags **less** than the **5-year average** (2017 to 2022) of the first 45 weeks of each year.

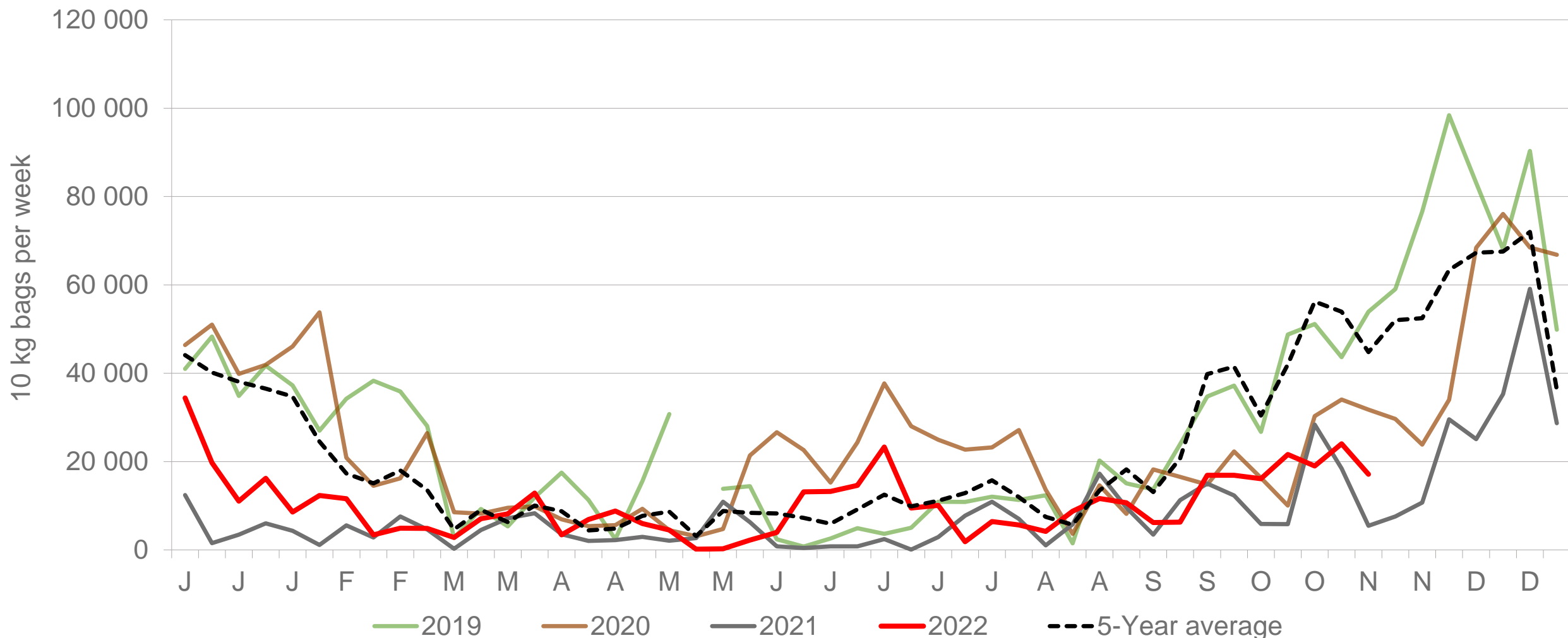
Western Free State : Amount of 10 kg bags per week sold on FPMs (all classes)



Sold 254 349 bags **less** than the **5-year average** (2017 to 2022) of the first 45 weeks of each year.

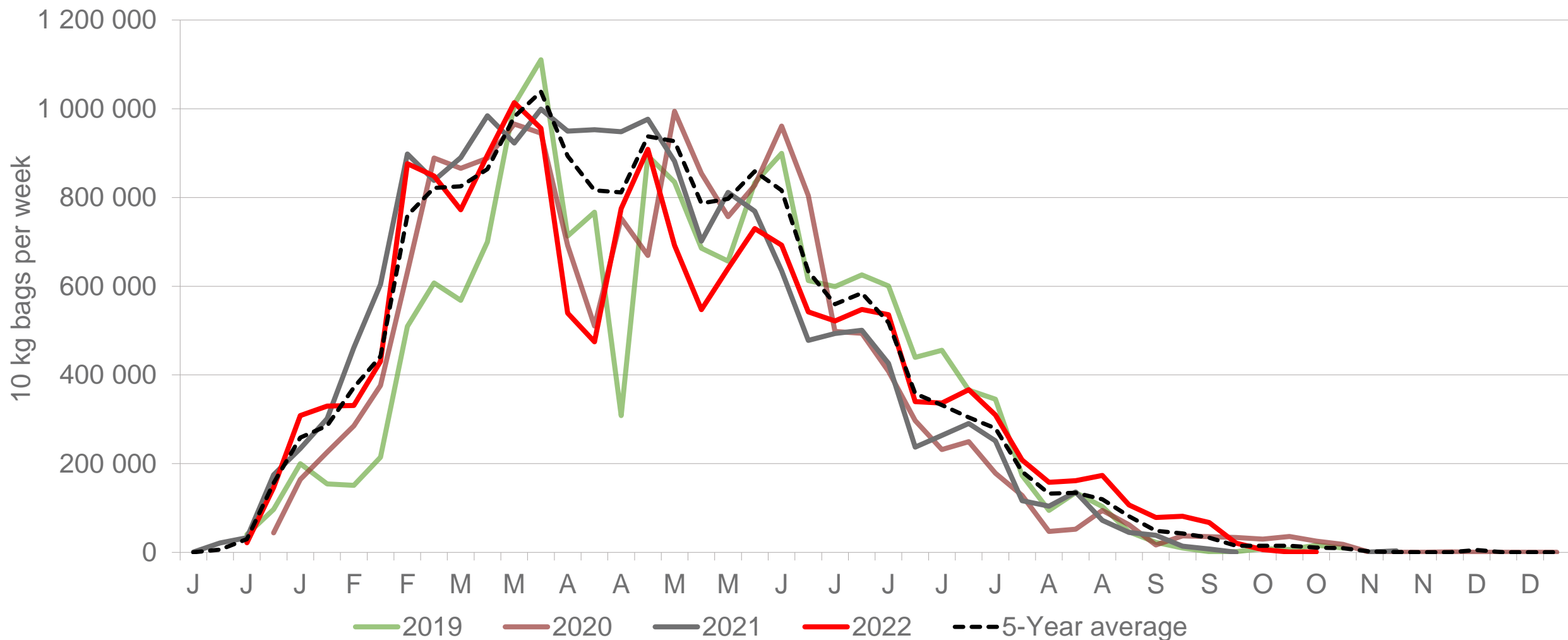
Data disclaimer: Potatoes SA does not take responsibility for the accuracy or interpretation of company data re-purposed by 3rd parties

Eastern Cape: Amount of 10 kg bags per week sold on FPMs (all classes)



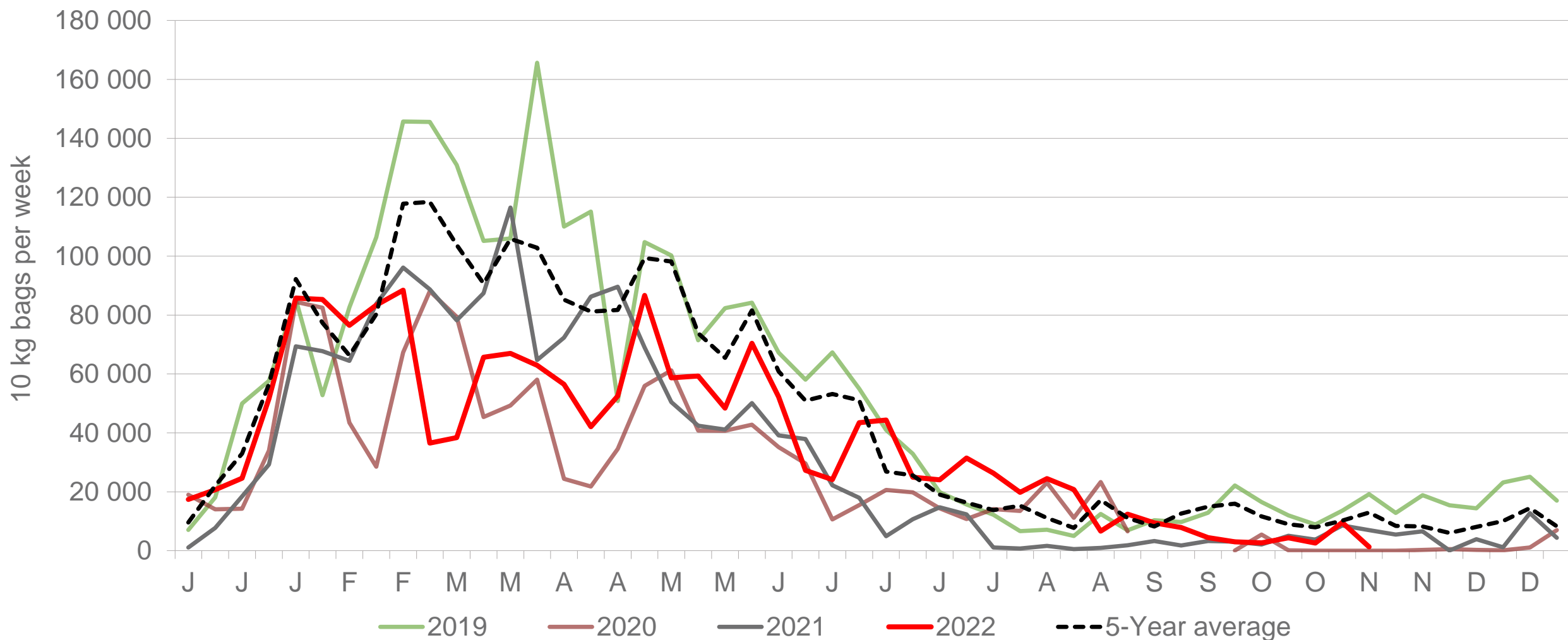
Sold 387 374 bags **less** than the **5-year average** (2017 to 2022) of the first 45 weeks of each year.

Eastern Free State: Amount of 10 kg bags per week sold on FPMs (all classes)



Sold 1 401 052 bags **less** than the **5-year average** (2017 to 2022) of the first 45 weeks of each year.

North Eastern Cape: Amount of 10 kg bags per week sold on FPMs (all classes)



Sold 520 275 bags **less** than the **5-year average** (2017 to 2022) of the first 45 weeks of each year.

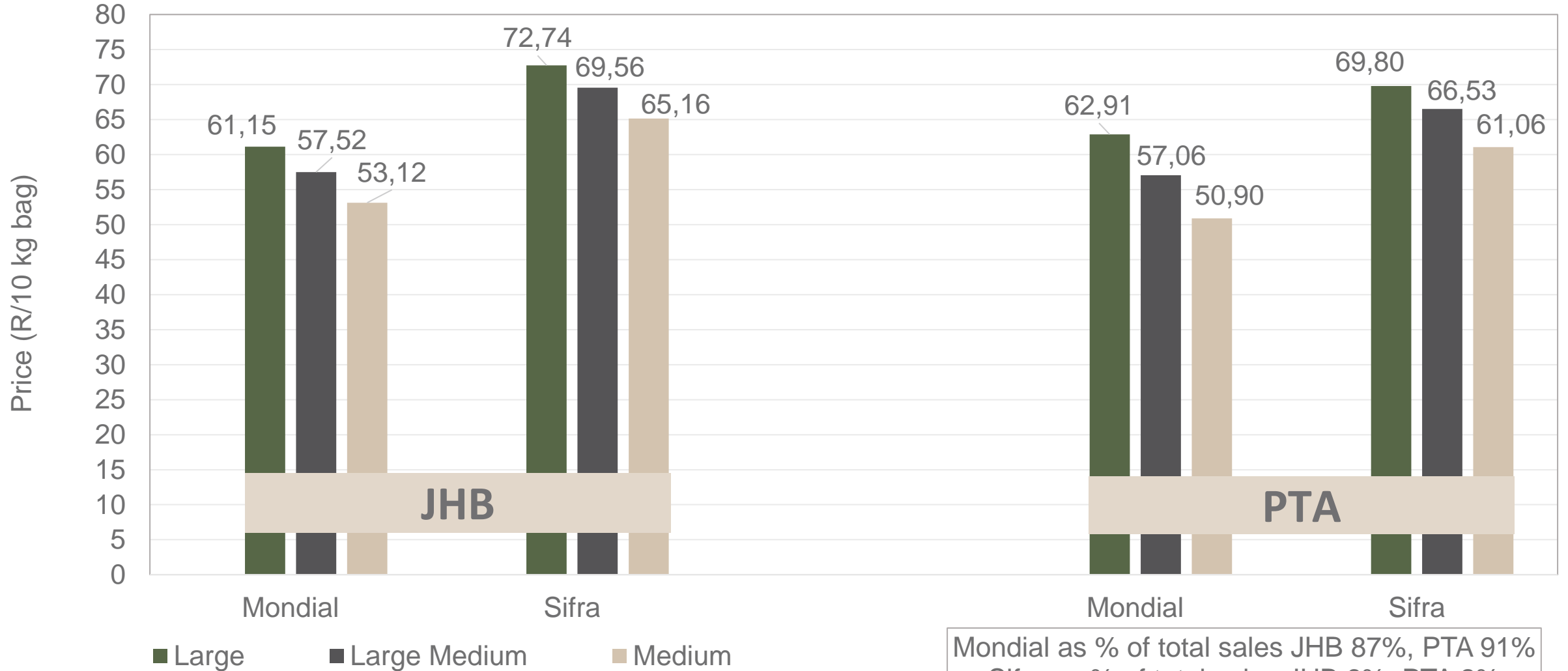
Average weekly prices and volumes for 10 kg bags of potatoes sold on selected markets from selected production regions



Klas & Grootte	Limpopo												Sandveld		KwaZulu-Natal				All Regions	
	JOH		PRE		DUR		SPR		KLE		BLO		CAP		DUR		PIE		All Markets	
	Volume	Prices	Volume	Prices	Volume	Prices	Volume	Prices	Volume	Prices	Volume	Prices	Volume	Prices	Volume	Prices	Volume	Prices	Volume	Prices
	10kg	R/10kg	10kg	R/10kg	10kg	R/10kg	10kg	R/10kg	10kg	R/10kg	10kg	R/10kg	10kg	R/10kg	10kg	R/10kg	10kg	R/10kg	10kg	R/10kg
1L	209 126	61,07	86 802	62,97	17 396	64,40	20 737	61,55	11 122	65,50	9 367	66,26	26 724	52,70	4 988	62,45	4 181	62,13	431 538	61,69
1L/M	211 133	56,72	96 564	57,34	48 479	62,22	45 719	51,21	18 739	55,04	13 651	62,30	38 234	49,90	3 312	64,89	4 909	58,48	542 678	56,70
1M	208 390	53,00	82 366	51,41	50 550	58,42	34 494	46,81	14 361	48,38	13 248	58,30	32 884	48,66	9 520	57,89	6 290	53,01	510 586	52,59
1S	64 920	36,08	18 194	34,53	19 653	44,94	11 837	31,69	6 121	33,58	1 906	33,72	19 212	30,80	1 340	46,63	3 991	36,10	170 768	36,76
1S/M	56 995	43,71	16 736	43,78	6 349	48,34	8 602	40,22	4 675	43,18	1 840	43,65	1 026	35,71	687	54,32	1 076	49,66	115 119	44,01
1XL	527	61,09	-	-	-	-	-	-	-	-	-	-	-	-	-	-	-	-	527	61,09
1XS	28 120	30,96	-	-	-	-	-	-	-	-	-	-	-	-	-	-	-	-	28 640	30,77
1XXS	-	-	-	-	-	-	-	-	-	-	-	-	-	-	-	-	-	-	-	-
2L	19 146	57,05	12 327	57,26	1 553	60,72	3 277	51,55	1 205	54,74	449	65,99	8 998	44,79	373	48,49	347	52,74	61 984	53,82
2L/M	16 067	51,47	11 724	52,06	1 277	50,20	3 231	45,79	2 389	51,34	760	55,91	7 386	38,74	-	-	-	-	55 153	47,82
2M	17 202	45,91	11 038	46,86	974	50,55	3 314	40,24	2 790	45,86	330	52,73	17 607	35,23	893	51,65	335	51,39	79 534	42,43
2S	1 862	30,83	1 592	28,73	1 757	41,46	444	27,41	650	6,54	110	46,47	3 680	25,50	66	40,76	160	39,03	14 091	30,08
2S/M	5 096	36,96	1 799	39,84	410	45,40	412	36,83	134	39,48	652	45,43	220	21,50	-	-	-	-	13 322	38,91
2XL	-	-	-	-	-	-	-	-	-	-	-	-	-	-	-	-	-	-	-	-
2XS	162	21,02	-	-	-	-	-	-	-	-	-	-	-	-	-	-	-	-	1 648	18,42
2XXS	-	-	-	-	-	-	-	-	-	-	-	-	-	-	-	-	-	-	-	-
3L	4 066	40,81	1 908	44,13	-	-	815	49,50	949	46,07	235	50,00	284	34,40	-	-	45	50,00	11 368	43,66
3L/M	5 294	43,14	1 155	46,86	770	53,57	827	39,57	220	37,50	-	-	795	26,60	-	-	-	-	11 298	43,11
3M	4 799	37,25	2 975	36,55	297	36,49	575	31,27	999	26,50	-	-	752	25,51	38	35,00	487	43,40	13 718	35,55
3S/M	767	37,13	330	31,67	-	-	222	34,57	-	-	125	43,98	-	-	-	-	-	-	2 308	32,52
3XS	-	-	-	-	-	-	-	-	-	-	-	-	-	-	-	-	-	-	-	-
3XXS	-	-	-	-	-	-	-	-	-	-	-	-	-	-	-	-	-	-	-	-
4L	-	-	586	43,85	-	-	9	35,00	-	-	-	-	-	-	-	-	-	-	767	45,36
4L/M	-	-	22	3,00	-	-	-	-	-	-	-	-	110	35,14	-	-	-	-	1 289	26,40
4M	-	-	409	7,24	-	-	-	-	-	-	-	-	174	28,36	-	-	126	37,21	1 310	22,18
4S	-	-	-	-	-	-	208	27,41	-	-	-	-	778	8,59	-	-	-	-	986	12,56
4S/M	-	-	-	-	-	-	-	-	-	-	-	-	-	-	-	-	-	-	62	3,00
Total	853 672	52,82	355 594	53,69	155 633	56,76	139 753	47,66	65 610	50,24	43 131	58,90	174 815	42,11	21 619	58,33	22 363	51,84	2 115 879	51,86

Data disclaimer: Potatoes SA does not take responsibility for the accuracy or interpretation of company data re-purposed by 3rd parties

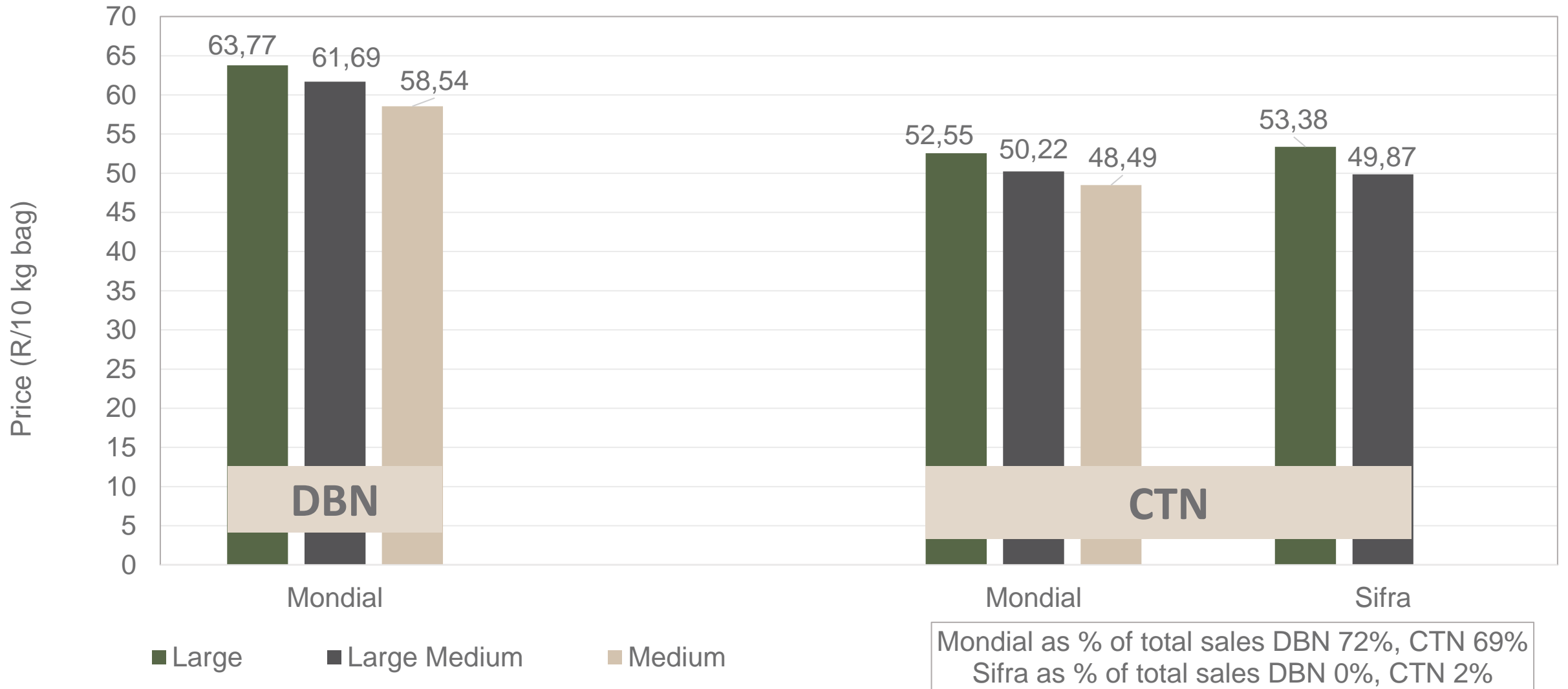
PTA & JHB markets: Average Prices - Different Sizes (only 10 kg bags)



Mondial as % of total sales JHB 87%, PTA 91%
 Sifra as % of total sales JHB 6%, PTA 2%

Data disclaimer: Potatoes SA does not take responsibility for the accuracy or interpretation of company data re-purposed by 3rd parties

DBN & CTN markets: Average Prices - Different Sizes (only 10 kg bags)



Hectares planted to date for season 2022 versus 2021

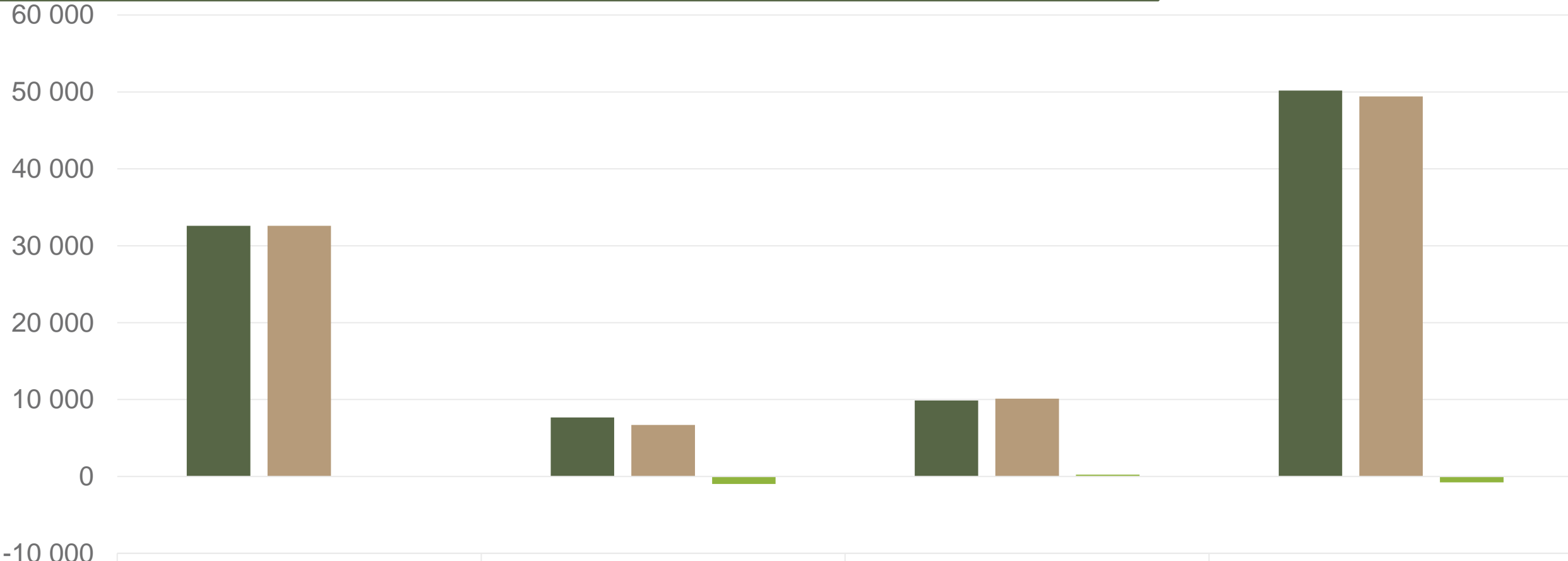


	Table	Process	Seed	Total
■ 2021	32 602	7 682	9 889	50 174
■ 2022	32 589	6 706	10 121	49 416
■ Changes	-14	-976	232	-757


Regions finished planting: North West, Eastern Free State, Western Free State, South Western Free State, KZN, North Eastern Cape, Limpopo (early and main), Sandveld (summer, early winter), Ceres, Eastern Cape, Southern Cape and Northern Cape


Data disclaimer: Potatoes SA does not take responsibility for the accuracy or interpretation of company data re-purposed by 3rd parties


Thank you for your time

Feel free to contact us

 jano@potatoes.co.za
dikgetho@potatoes.co.za

 +27 (0)12 349 1906

 6 De Havilland Crescent
Persequor Techno Park
Persequor Park
Pretoria

 www.potatoes.co.za



Potatoes
Aartappels SA