



Weekly Market Information

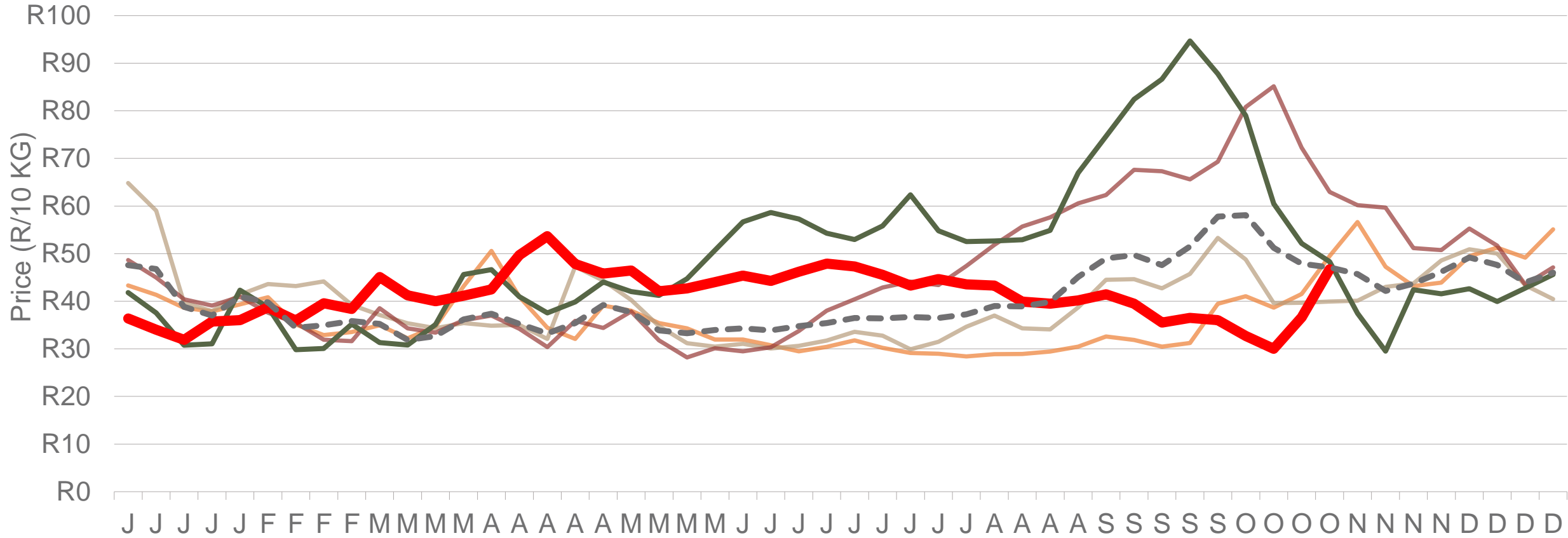
04 November 2022




Potatoes
Aartappels SA

www.potatoes.co.za

Average weekly price – all markets & all classes







Number of bags sold

6%

(Week on Week)






Average weekly price

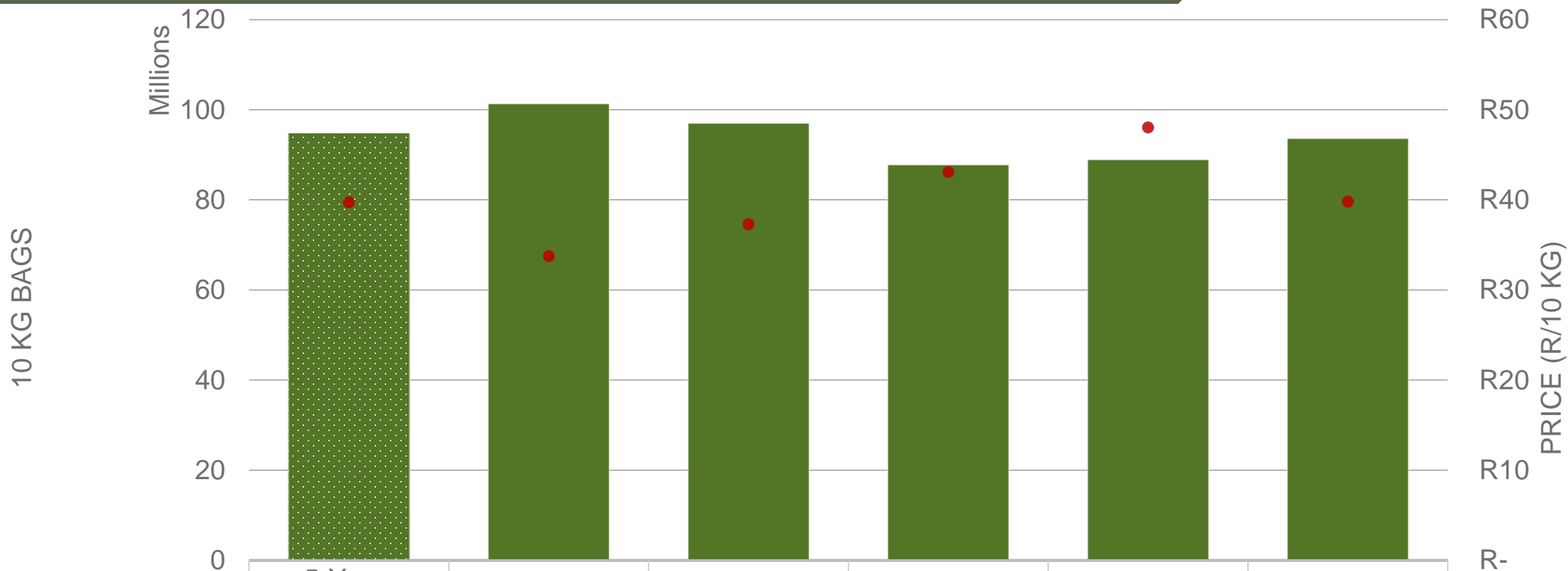
28%

(Week on week)



Data disclaimer: Potatoes SA does not take responsibility for the accuracy or interpretation of company data re-purposed by 3rd parties

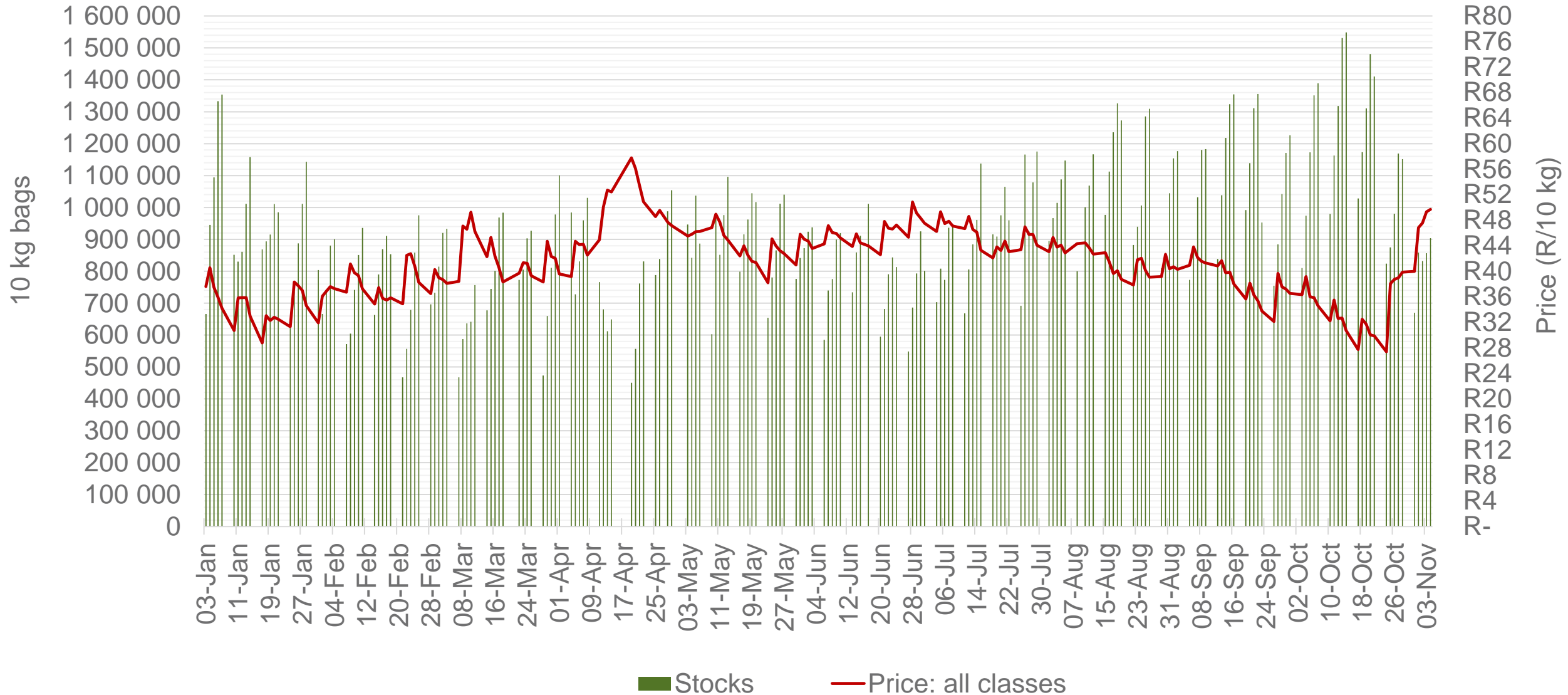
Cumulative total number of 10 kg bags sold on markets: First 44 weeks of the year 2022



	5-Year average	2018	2019	2020	2021	2022*
■ Number of bags sold	94 850 028	101 314 966	96 997 928	87 769 305	88 911 004	93 628 723
● Average price	R 39,74	R 33,77	R 37,29	R 43,10	R 48,04	R 39,80

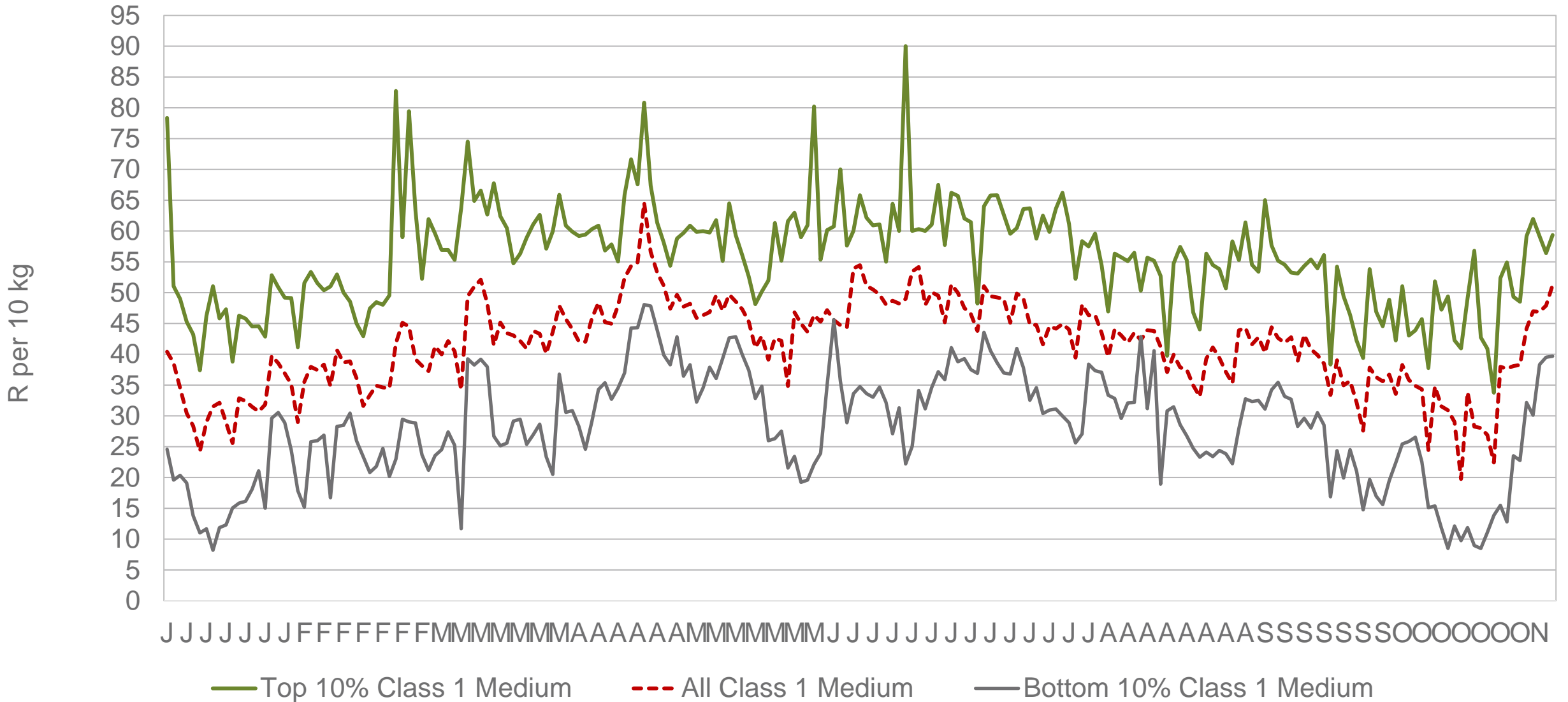
Sold 1 221 305 bags **less** than the **5-year average** (2018 to 2022) of the first 44 weeks of each year.

RSA daily Price versus Daily Available stocks (all classes & all sizes)



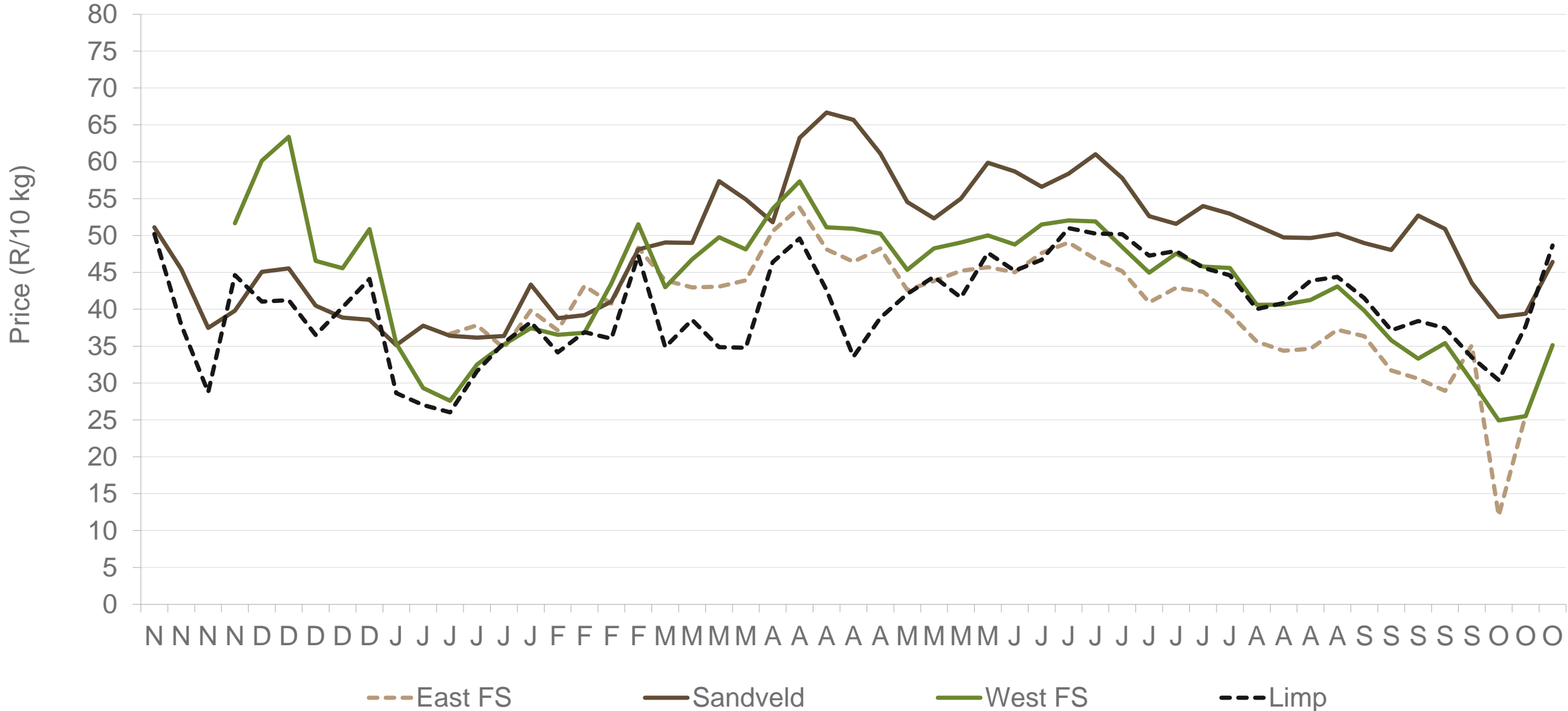
Data disclaimer: Potatoes SA does not take responsibility for the accuracy or interpretation of company data re-purposed by 3rd parties

JHB market daily : Top 10% versus Bottom 10% prices – Class 1 Medium (Since January 2022)



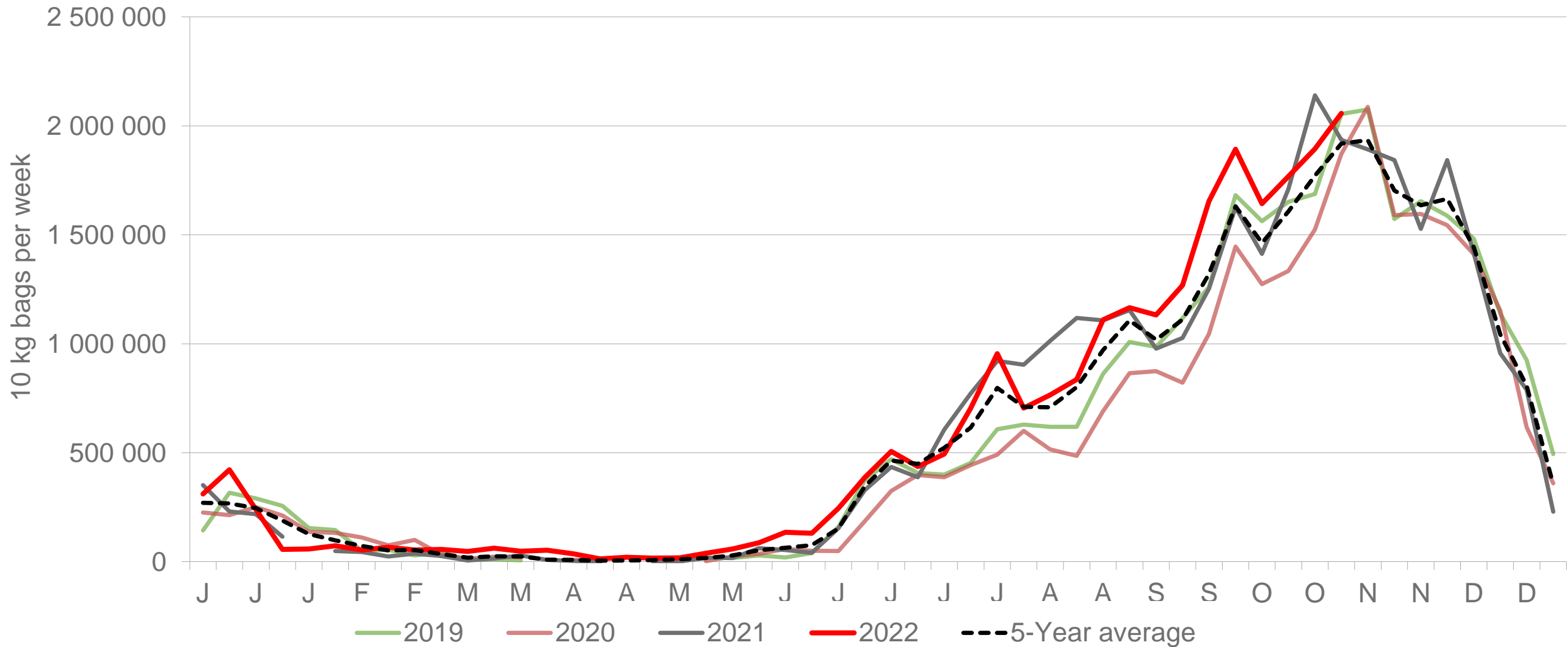
Data disclaimer: Potatoes SA does not take responsibility for the accuracy or interpretation of company data re-purposed by 3rd parties

Average Class 1 Medium prices in regions



Data disclaimer: Potatoes SA does not take responsibility for the accuracy or interpretation of company data re-purposed by 3rd parties

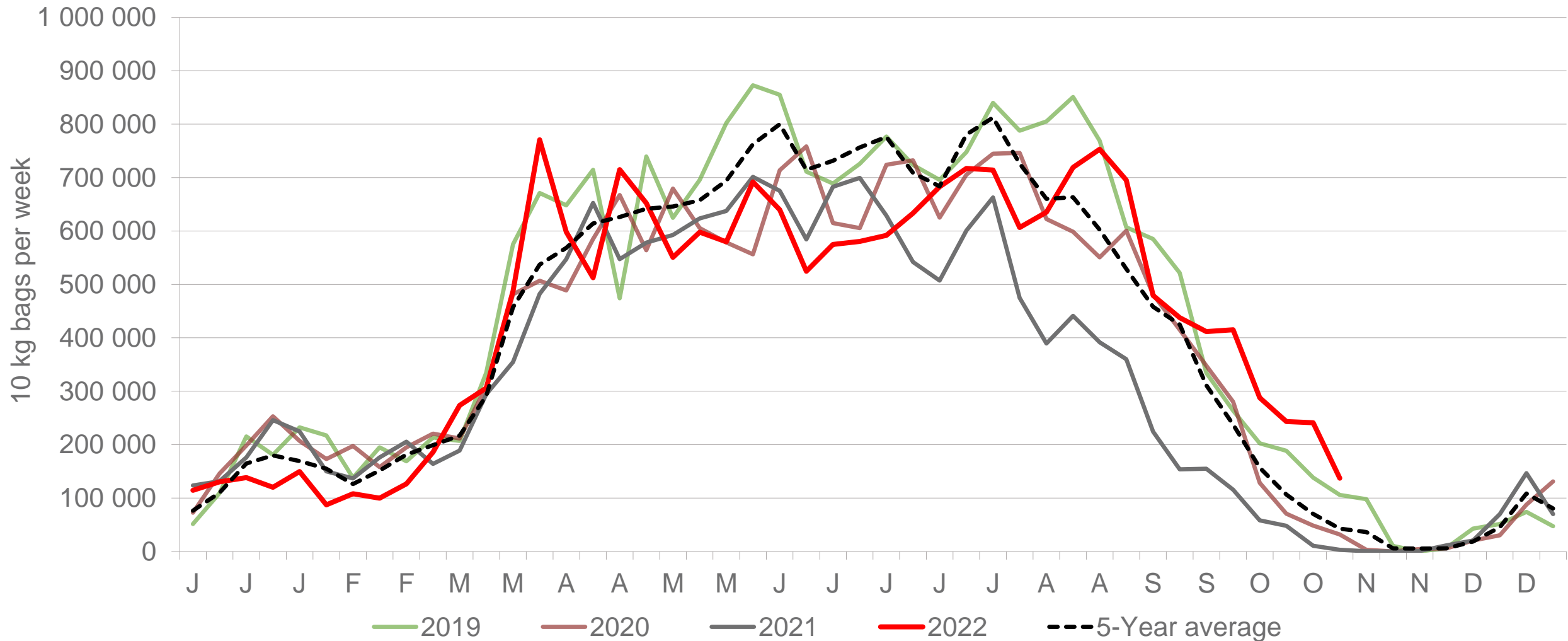
Limpopo: Amount of 10 kg bags per week sold on FPMs (all classes)



Sold 2 528 352 bags **more** than the **5-year average** (2017 to 2022) of the first 44 weeks of each year.

Data disclaimer: Potatoes SA does not take responsibility for the accuracy or interpretation of company data re-purposed by 3rd parties

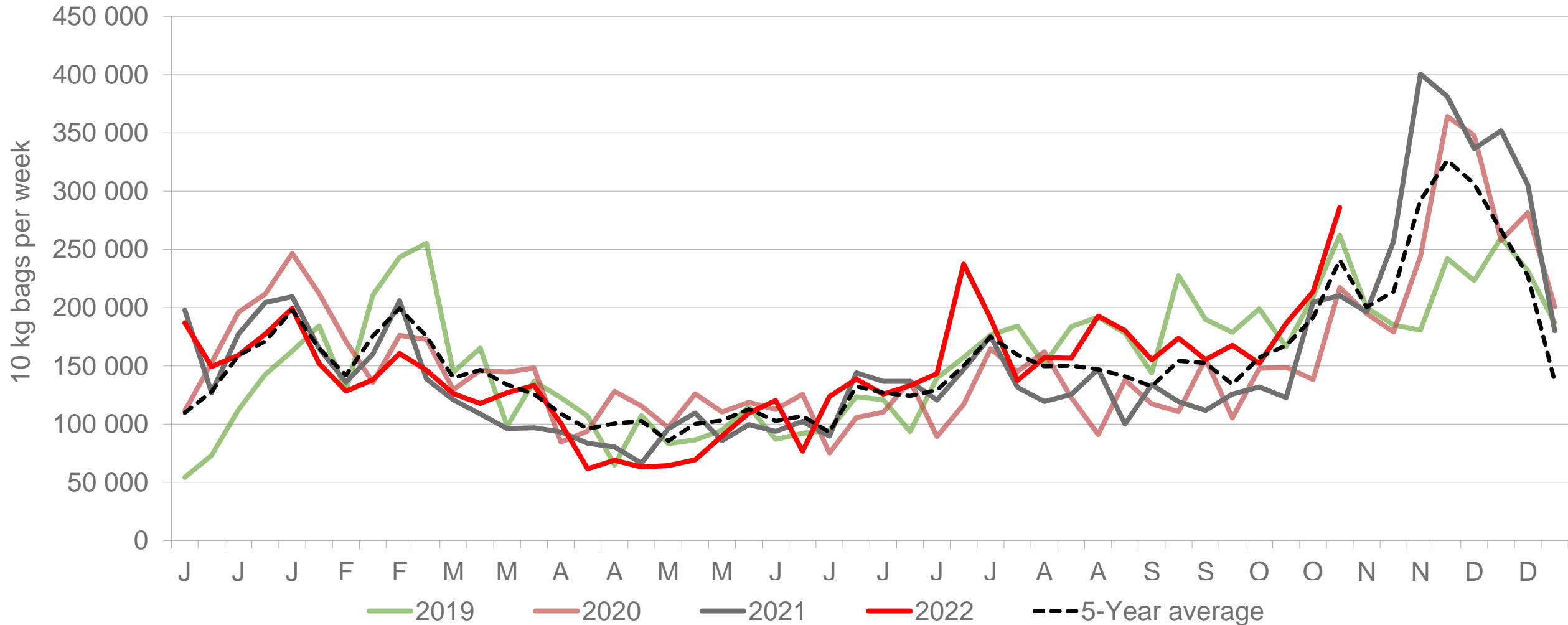
Western Free State : Amount of 10 kg bags per week sold on FPMs (all classes)



Sold 260 079 bags **less** than the **5-year average** (2017 to 2022) of the first 44 weeks of each year.

Data disclaimer: Potatoes SA does not take responsibility for the accuracy or interpretation of company data re-purposed by 3rd parties

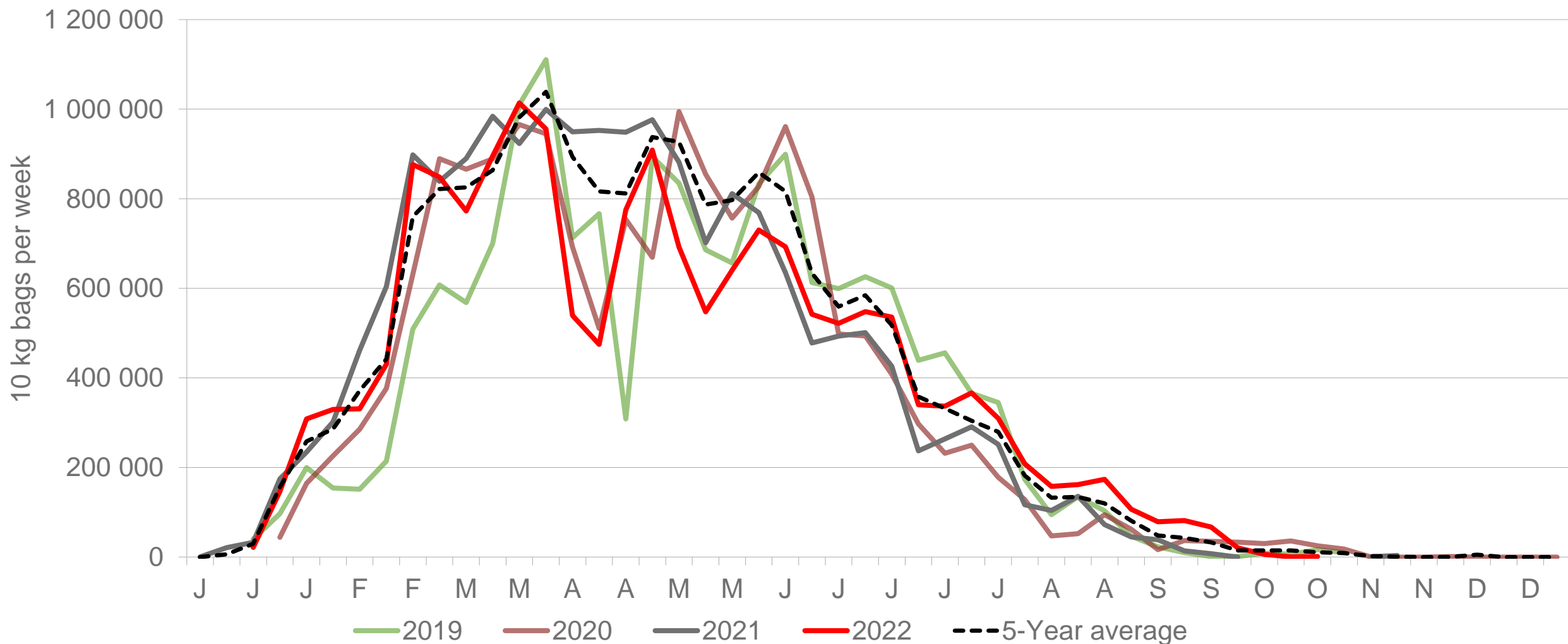
Sandveld: Amount of 10 kg bags per week sold on FPMs (all classes)



Sold 136 568 bags more than the **5-year average** (2017 to 2022) of the first 44 weeks of each year.

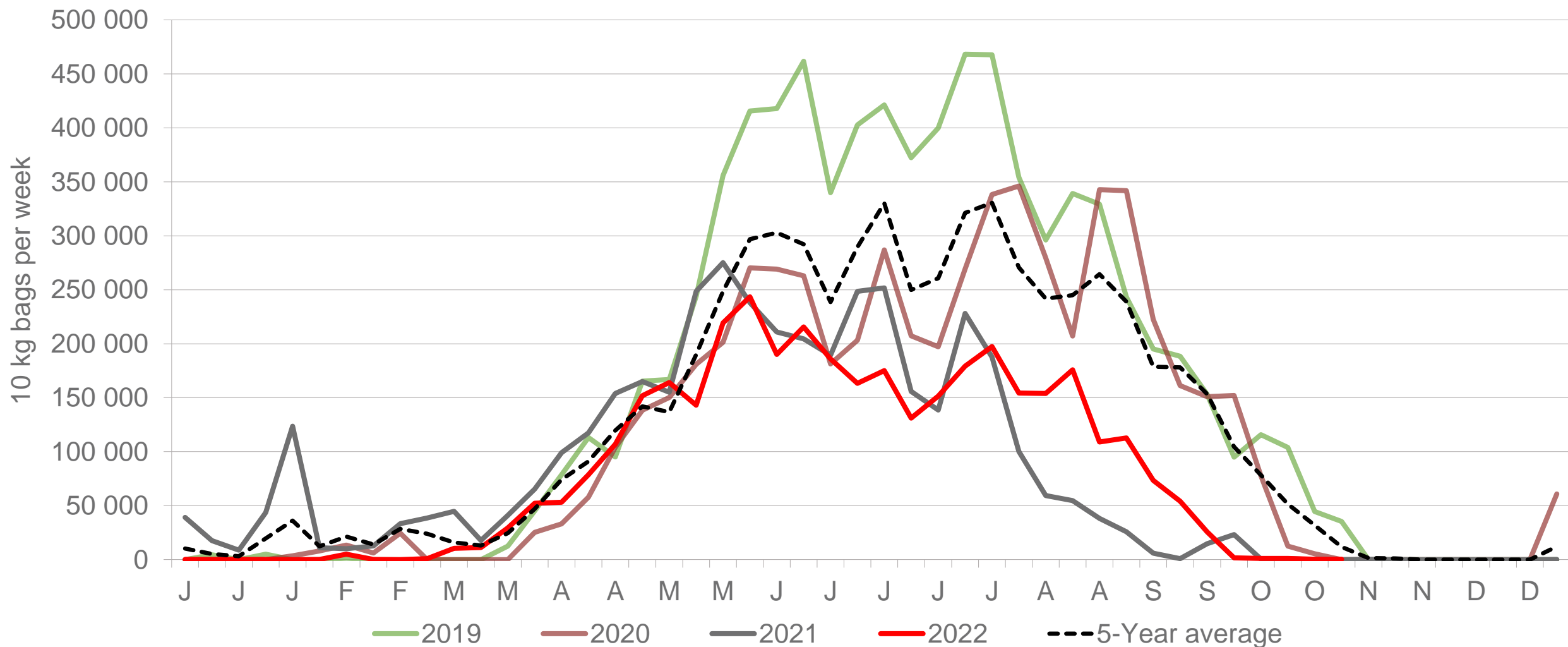
Data disclaimer: Potatoes SA does not take responsibility for the accuracy or interpretation of company data re-purposed by 3rd parties

Eastern Free State: Amount of 10 kg bags per week sold on FPMs (all classes)



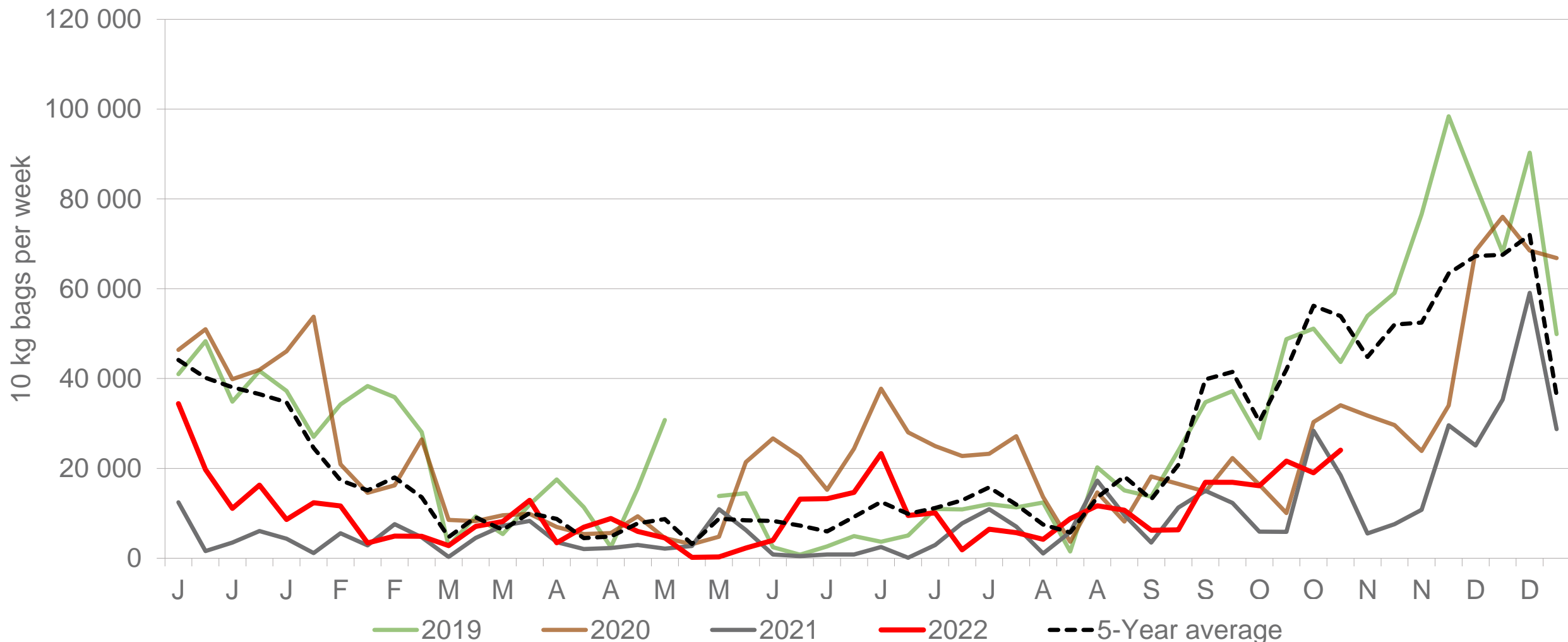
Sold 1 398 882 bags **less** than the **5-year average** (2017 to 2022) of the first 44 weeks of each year.

Northern Cape: Amount of 10 kg bags per week sold on FPMs (all classes)



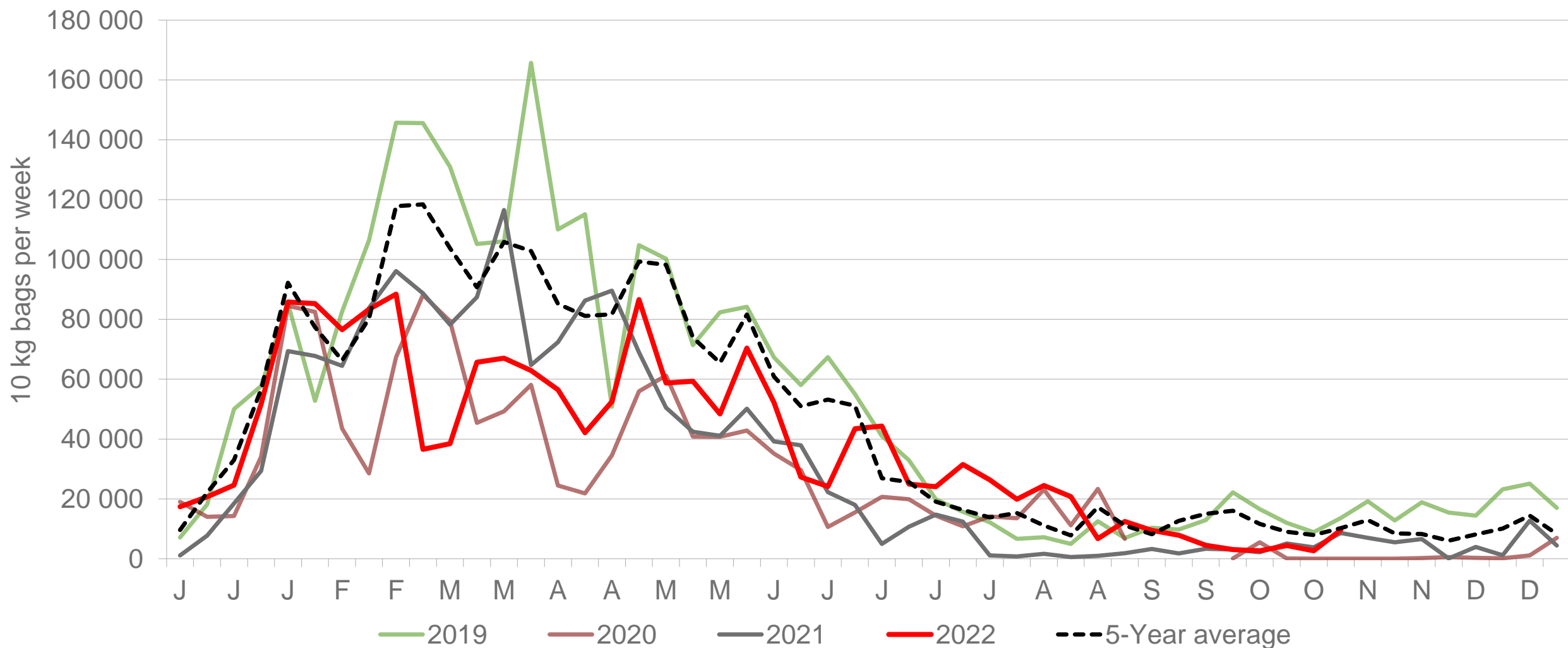
Sold 2 514 413 bags **less** than the **5-year average** (2017 to 2022) of the first 44 weeks of each year.

Eastern Cape: Amount of 10 kg bags per week sold on FPMs (all classes)



Sold 359 697 bags **less** than the **5-year average** (2017 to 2022) of the first 44 weeks of each year.

North Eastern Cape: Amount of 10 kg bags per week sold on FPMs (all classes)



Sold 508 664 bags **less** than the **5-year average** (2017 to 2022) of the first 44 weeks of each year.

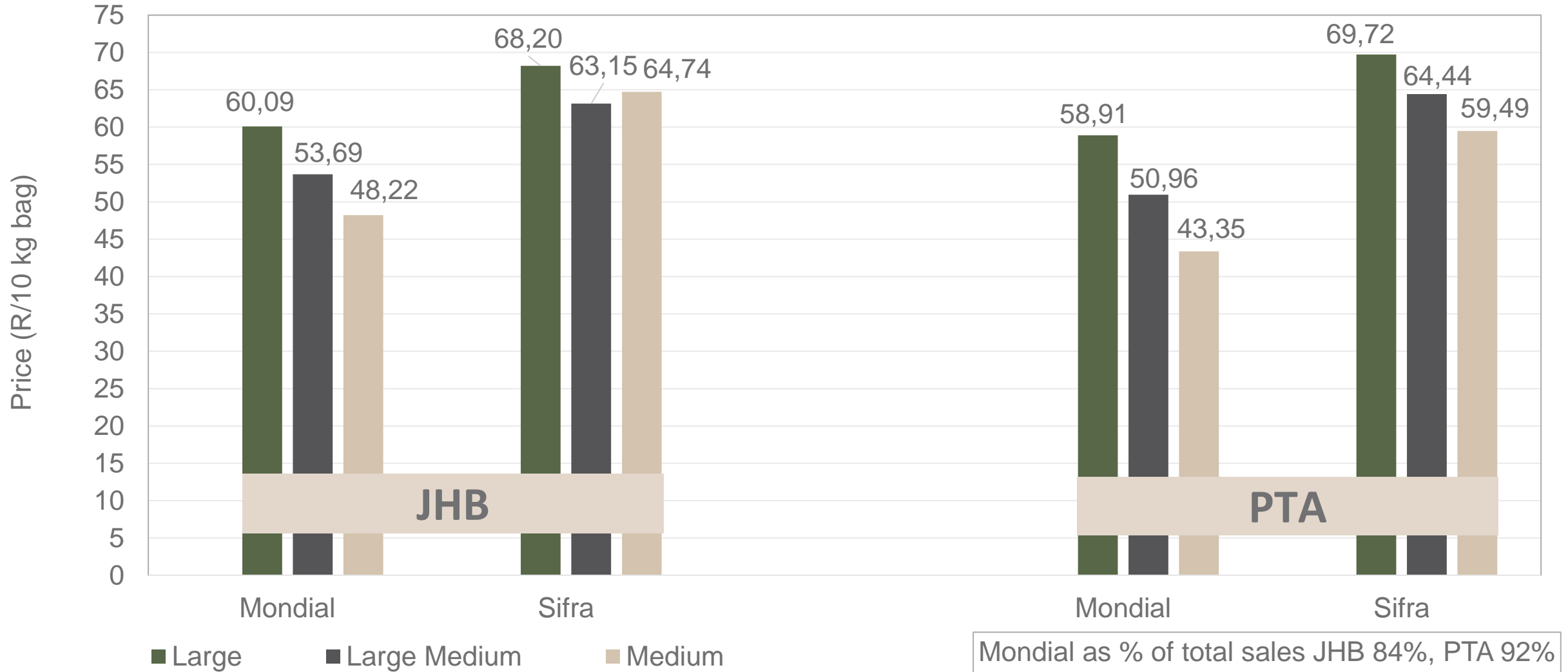
Average weekly prices and volumes for 10 kg bags of potatoes sold on selected markets from selected production regions



Klas & Grootte	Limpopo												Sandveld		Eastern Cape		All Regions	
	JOH		PRE		DUR		SPR		KLE		BLO		CAP		POR		All Markets	
	Volume	Prices	Volume	Prices	Volume	Prices	Volume	Prices	Volume	Prices	Volume	Prices	Volume	Prices	Volume	Prices	Volume	Prices
	10kg	R/10kg	10kg	R/10kg	10kg	R/10kg	10kg	R/10kg	10kg	R/10kg	10kg	R/10kg	10kg	R/10kg	10kg	R/10kg	10kg	R/10kg
1L	211 300	59,77	90 868	59,15	15 549	62,88	32 053	57,02	12 946	56,32	10 292	60,77	32 401	46,47	2 436	65,23	466 896	58,68
1L/M	280 468	53,85	119 128	51,21	46 967	58,51	50 272	42,15	21 594	44,36	17 792	53,88	46 534	44,86	2 993	63,17	667 018	51,75
1M	259 084	48,70	93 303	44,45	56 302	54,58	42 737	38,24	12 169	39,68	10 008	47,88	48 442	42,04	5 994	58,07	603 015	46,85
1S	83 397	31,86	22 425	26,58	21 896	41,41	15 515	22,34	5 029	22,17	813	27,90	23 277	29,62	5 015	43,27	199 883	31,54
1S/M	74 848	40,47	30 635	33,63	8 789	46,30	12 249	31,26	3 594	31,93	1 172	37,15	3 785	32,04	1 216	60,48	155 747	37,36
1XL	2 003	62,25	-	-	-	-	-	-	-	-	-	-	-	-	-	-	2 003	62,25
1XS	29 441	27,60	-	-	-	-	-	-	-	-	-	-	-	-	-	-	31 316	27,06
1XXS	-	-	-	-	-	-	-	-	-	-	-	-	-	-	-	-	-	-
2L	31 339	54,76	21 079	52,75	1 976	57,68	2 929	44,42	1 305	42,03	2 465	49,54	17 221	38,95	31	50,65	97 569	49,02
2L/M	23 288	47,67	17 634	46,26	930	47,95	5 008	36,62	2 020	36,55	1 685	47,19	13 769	37,32	340	50,73	85 984	41,53
2M	20 536	42,76	12 861	41,21	763	49,69	6 775	31,86	2 602	30,27	1 471	42,66	19 938	34,88	2 117	45,49	93 843	37,79
2S	3 060	28,13	2 440	20,72	739	37,77	875	11,69	1 107	6,22	220	25,25	8 360	23,29	538	29,91	22 763	23,73
2S/M	5 310	36,28	4 011	34,76	30	45,00	806	19,68	438	27,38	984	36,80	515	22,78	-	-	14 634	33,28
2XL	154	55,82	-	-	-	-	-	-	-	-	-	-	-	-	-	-	154	55,82
2XS	169	15,14	-	-	-	-	-	-	-	-	-	-	-	-	-	-	419	17,80
2XXS	-	-	-	-	-	-	-	-	-	-	-	-	-	-	-	-	-	-
3L	4 806	50,24	2 715	38,74	210	41,43	637	38,17	610	28,00	205	39,27	1 194	30,06	-	-	20 970	37,83
3L/M	5 702	35,07	3 040	36,84	409	43,29	590	27,19	-	-	440	42,84	263	28,73	-	-	14 492	33,64
3M	7 538	34,29	3 208	36,25	40	40,03	1 377	25,95	982	26,63	240	32,29	844	19,06	1 556	34,29	25 146	29,62
3S/M	990	28,33	380	23,67	-	-	218	32,81	-	-	295	39,02	111	15,00	-	-	2 864	25,10
3XS	-	-	-	-	-	-	-	-	-	-	-	-	-	-	-	-	-	-
3XXS	-	-	-	-	-	-	-	-	-	-	-	-	-	-	-	-	-	-
4L	-	-	-	-	-	-	101	42,38	-	-	-	-	301	28,87	-	-	1 952	36,94
4L/M	-	-	367	36,19	-	-	110	15,00	-	-	-	-	-	-	-	-	3 939	21,41
4M	-	-	272	17,11	-	-	-	-	-	-	-	-	119	20,77	-	-	3 811	18,24
4S	-	-	148	19,45	-	-	-	-	-	-	-	-	144	10,00	-	-	425	13,32
4S/M	-	-	-	-	-	-	-	-	-	-	-	-	-	-	-	-	1 261	13,70
Total	1 043 543	49,54	430 888	47,37	159 176	53,45	174 646	40,07	65 116	41,08	48 318	51,47	231 779	38,25	24 050	50,69	2 556 776	46,72

Data disclaimer: Potatoes SA does not take responsibility for the accuracy or interpretation of company data re-purposed by 3rd parties

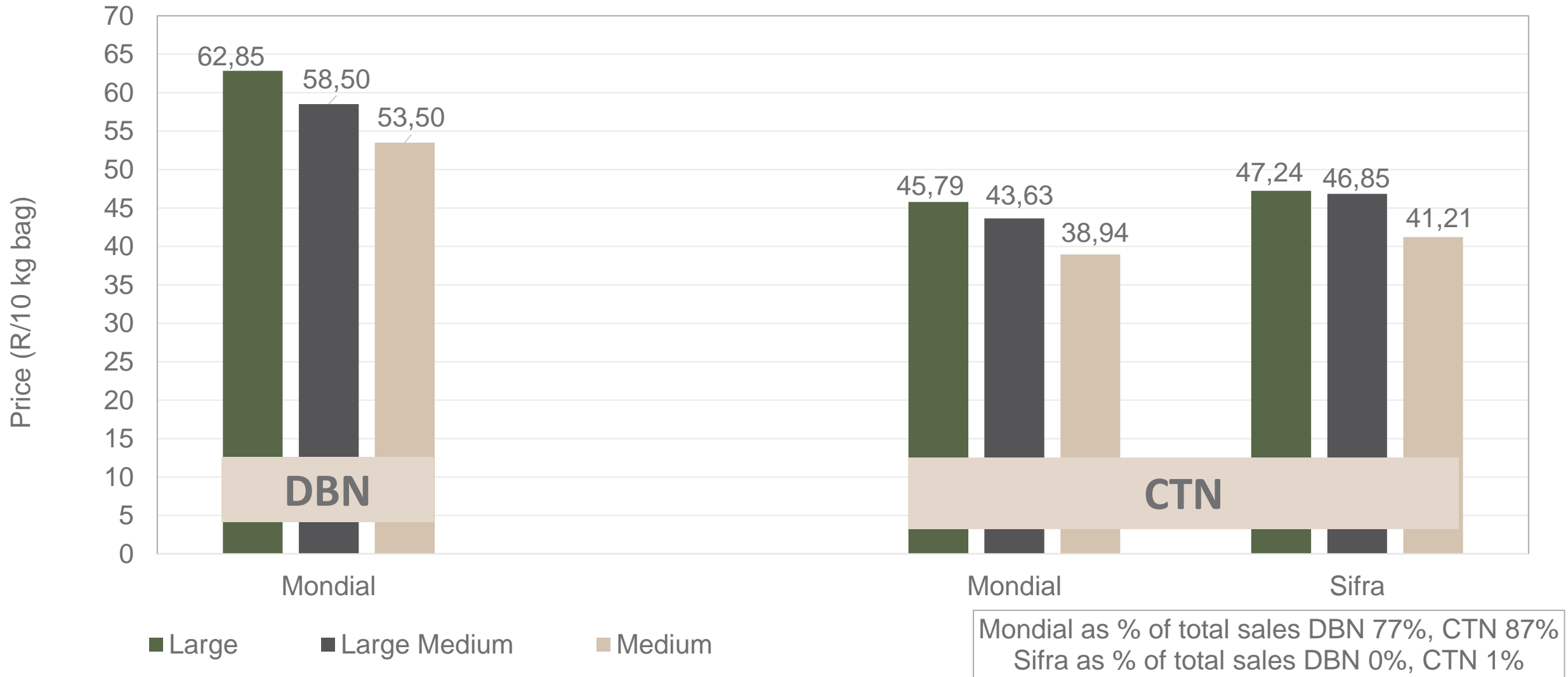
PTA & JHB markets: Average Prices - Different Sizes (only 10 kg bags)



Mondial as % of total sales JHB 84%, PTA 92%
 Sifra as % of total sales JHB 3%, PTA 1%

Data disclaimer: Potatoes SA does not take responsibility for the accuracy or interpretation of company data re-purposed by 3rd parties

DBN & CTN markets: Average Prices - Different Sizes (only 10 kg bags)



Hectares planted to date for season 2022 versus 2021

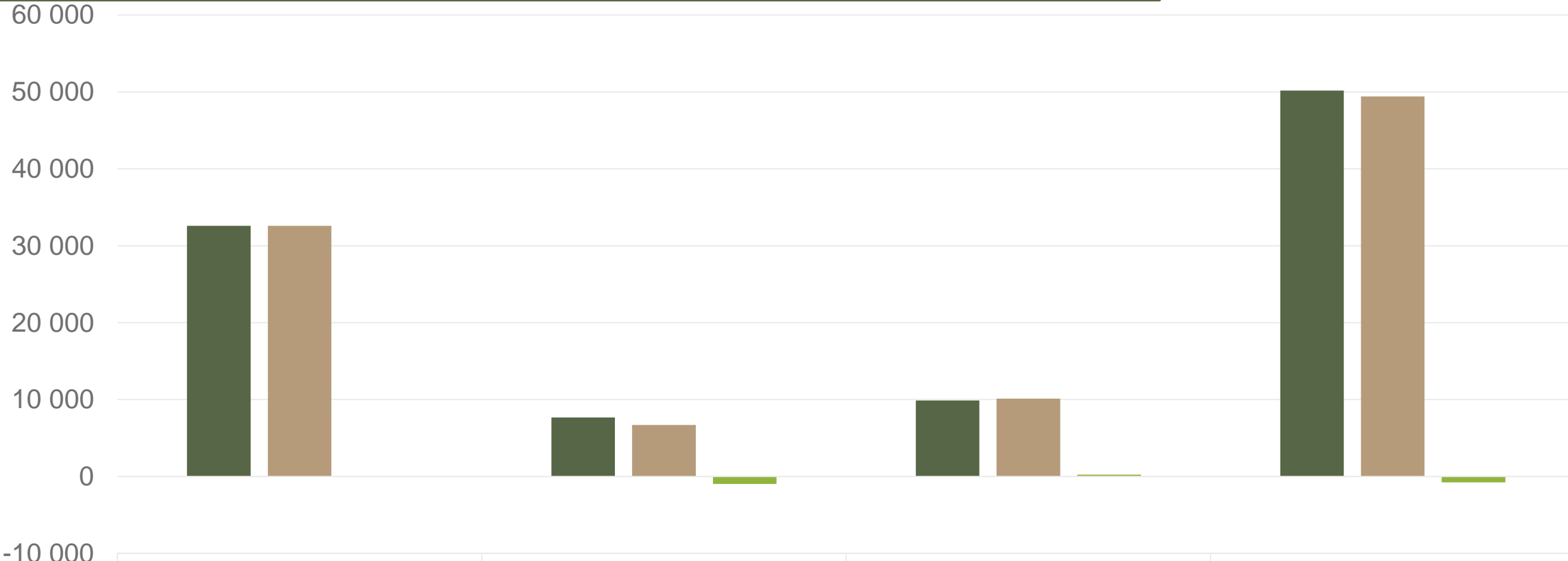


	Table	Process	Seed	Total
■ 2021	32 602	7 682	9 889	50 174
■ 2022	32 589	6 706	10 121	49 416
■ Changes	-14	-976	232	-757


Regions finished planting: North West, Eastern Free State, Western Free State, South Western Free State, KZN, North Eastern Cape, Limpopo (early and main), Sandveld (summer, early winter), Ceres, Eastern Cape, Southern Cape and Northern Cape


Data disclaimer: Potatoes SA does not take responsibility for the accuracy or interpretation of company data re-purposed by 3rd parties


Thank you for your time

Feel free to contact us

 jano@potatoes.co.za
dikgetho@potatoes.co.za

 +27 (0)12 349 1906

 6 De Havilland Crescent
Persequor Techno Park
Persequor Park
Pretoria

 www.potatoes.co.za



Potatoes
Aartappels SA