



# Weekly Market Information

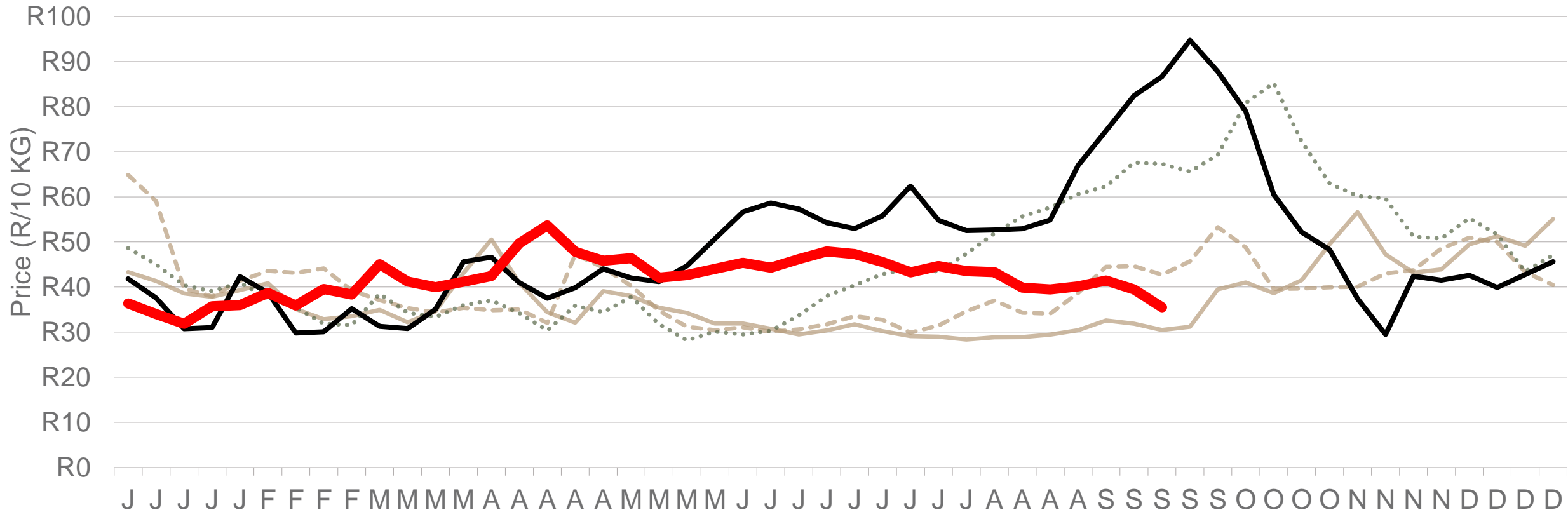
23 September 2022







Potatoes  
Aartappels SA

[www.potatoes.co.za](http://www.potatoes.co.za)

# Average weekly price – all markets & all classes

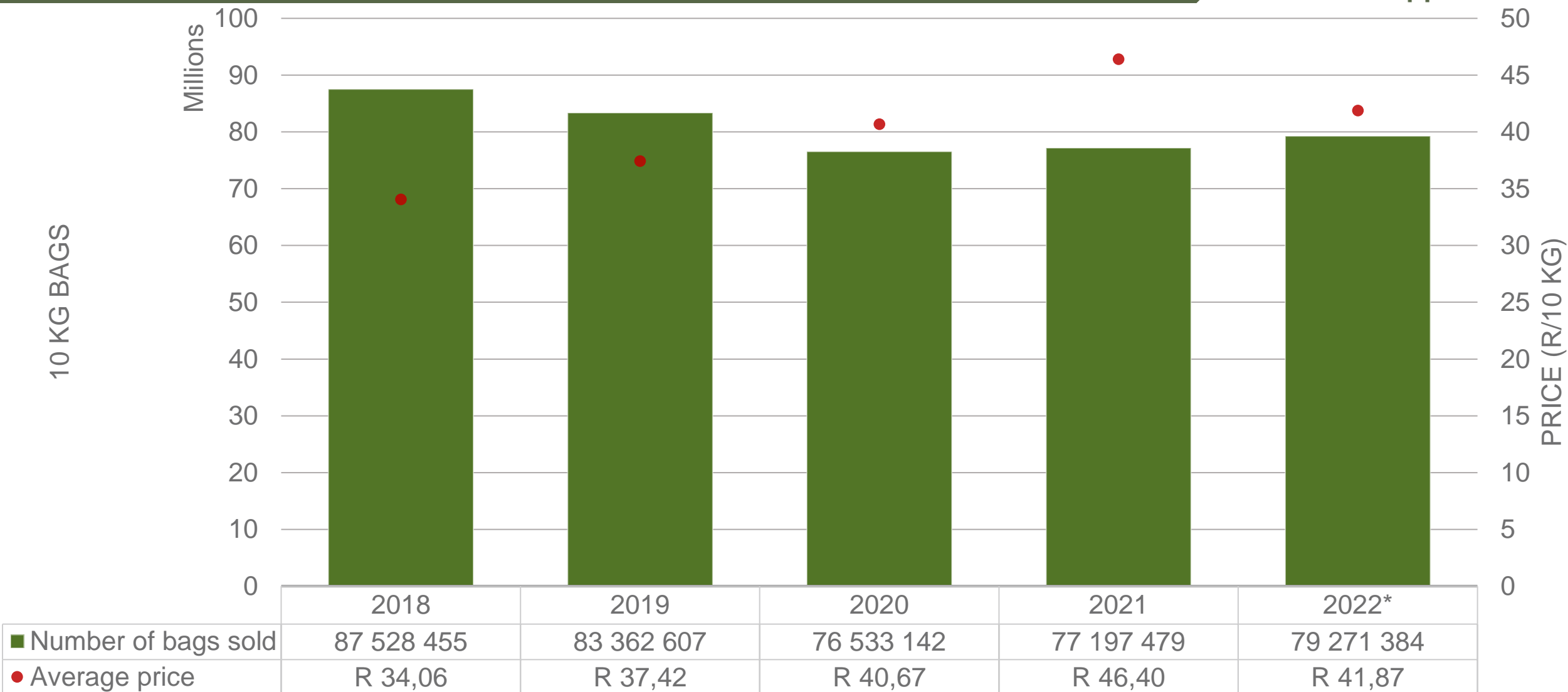



 2018  
 Number of bags sold  
**6%**  
 (Week on Week)  



 2020  
 Average weekly price  
**10%**  
 (Week on week)  


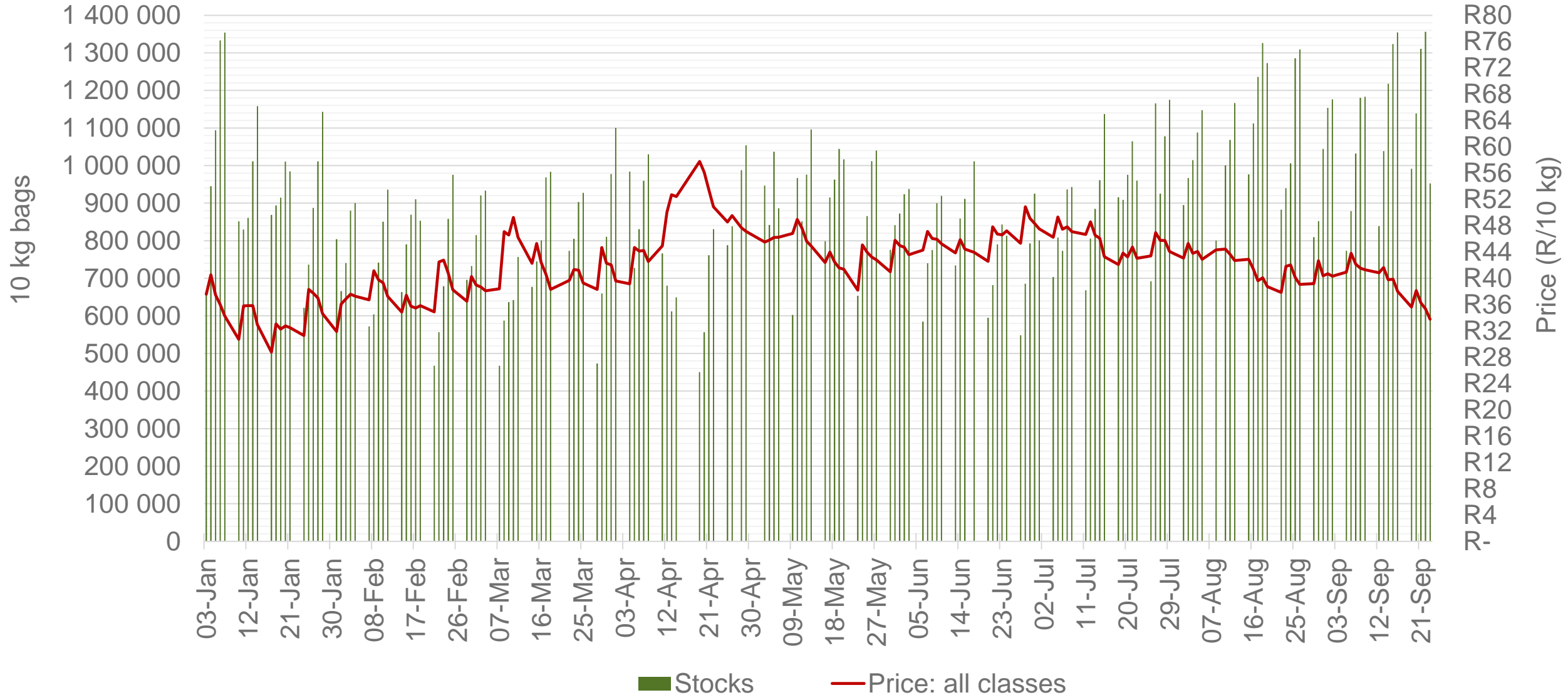
Data disclaimer: Potatoes SA does not take responsibility for the accuracy or interpretation of company data re-purposed by 3rd parties

# Cumulative total number of 10 kg bags sold on markets: First 38 weeks of the year 2022



Sold 2 739 536 bags **less** than the **5-year average** (2018 to 2022) of the first 38 weeks of each year.

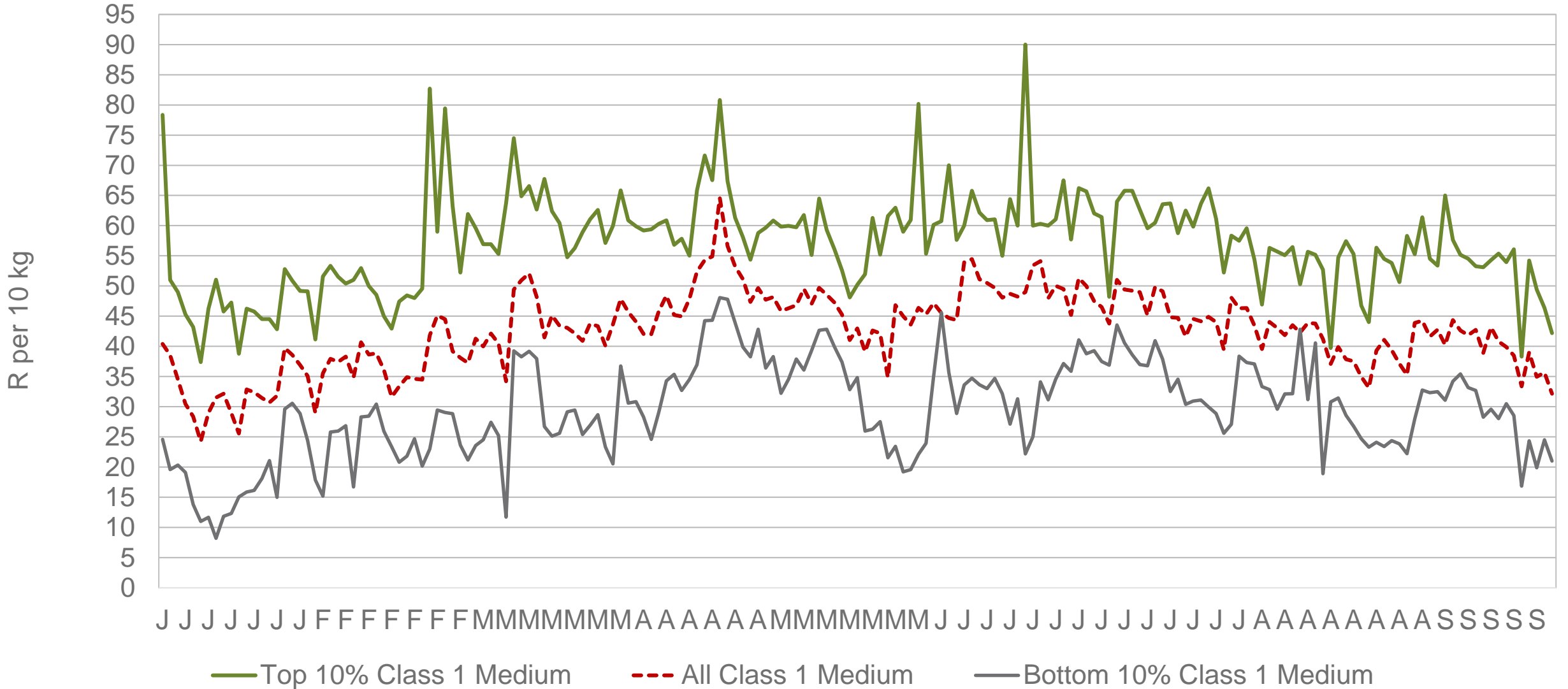
# RSA daily Price versus Daily Available stocks (all classes & all sizes)



Data disclaimer: Potatoes SA does not take responsibility for the accuracy or interpretation of company data re-purposed by 3rd parties

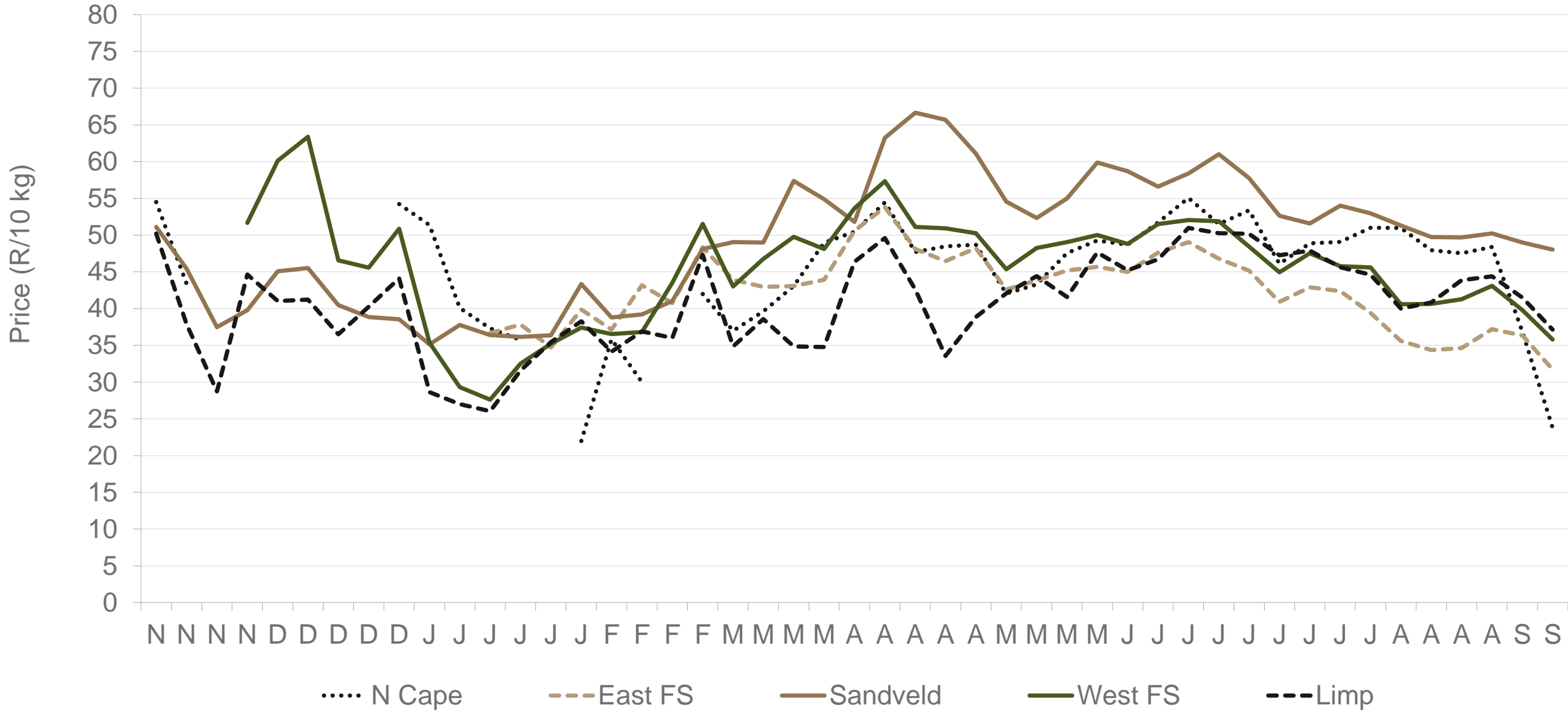


# JHB market daily : Top 10% versus Bottom 10% prices – Class 1 Medium (Since January 2022)



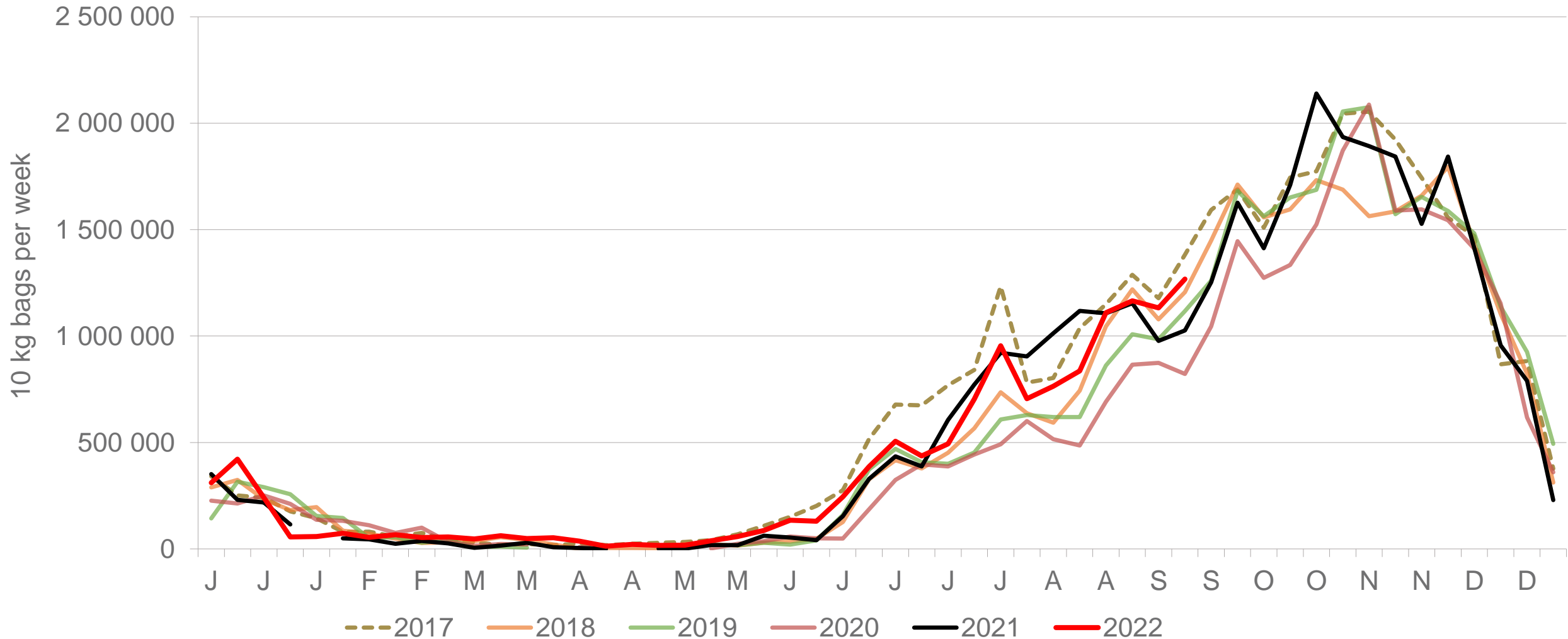
Data disclaimer: Potatoes SA does not take responsibility for the accuracy or interpretation of company data re-purposed by 3rd parties

# Average Class 1 Medium prices in regions



Data disclaimer: Potatoes SA does not take responsibility for the accuracy or interpretation of company data re-purposed by 3rd parties

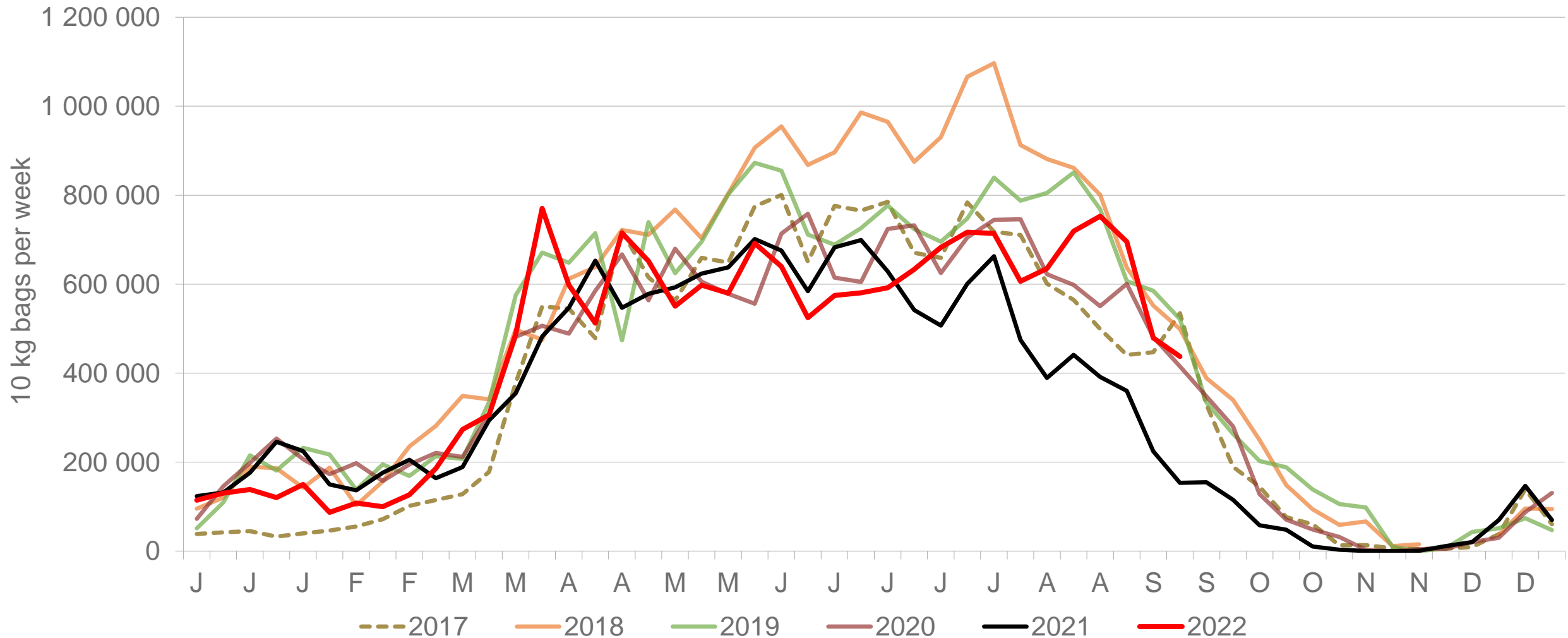
# Limpopo: Amount of 10 kg bags per week sold on FPMs (all classes)



Sold 1 327 564 bags **more** than the **5-year average** (2017 to 2022) of the first 38 weeks of each year.

*Data disclaimer: Potatoes SA does not take responsibility for the accuracy or interpretation of company data re-purposed by 3rd parties*

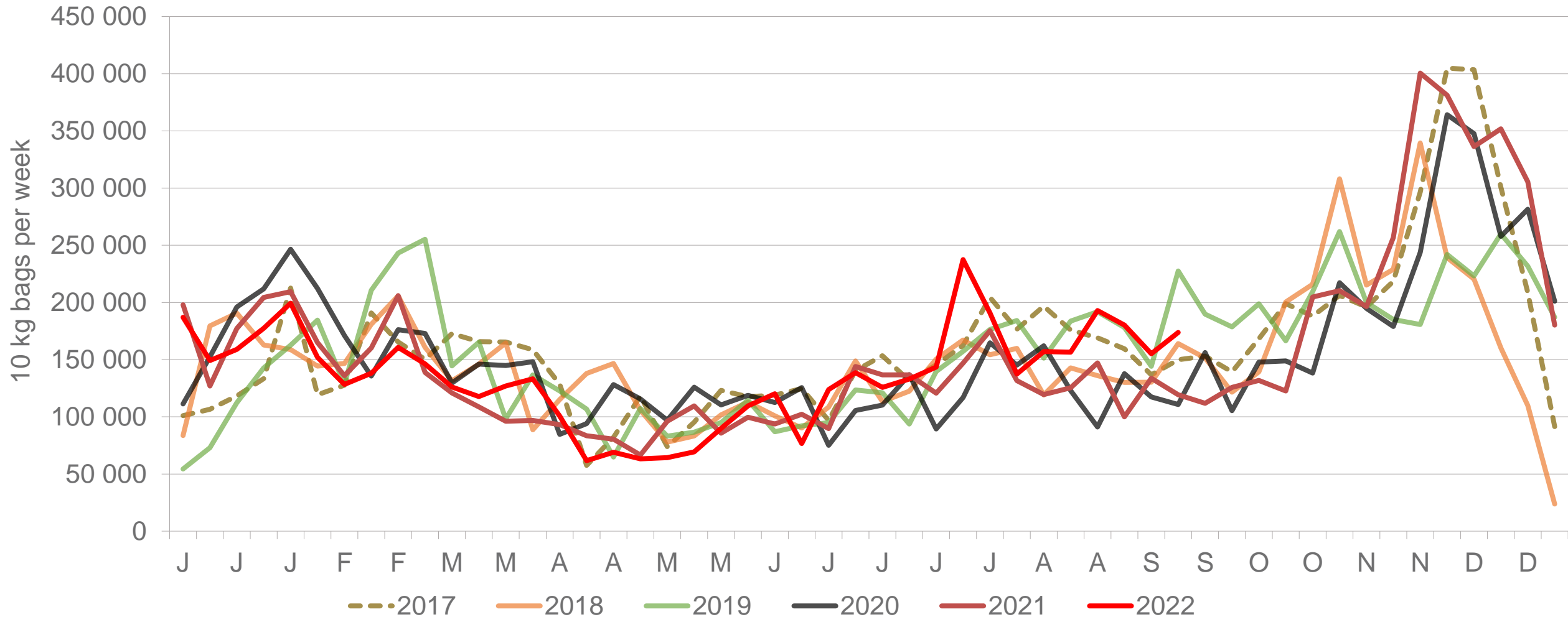
# Western Free State : Amount of 10 kg bags per week sold on FPMs (all classes)



Sold 1 071 220 bags **less** than the **5-year average** (2017 to 2022) of the first 38 weeks of each year.



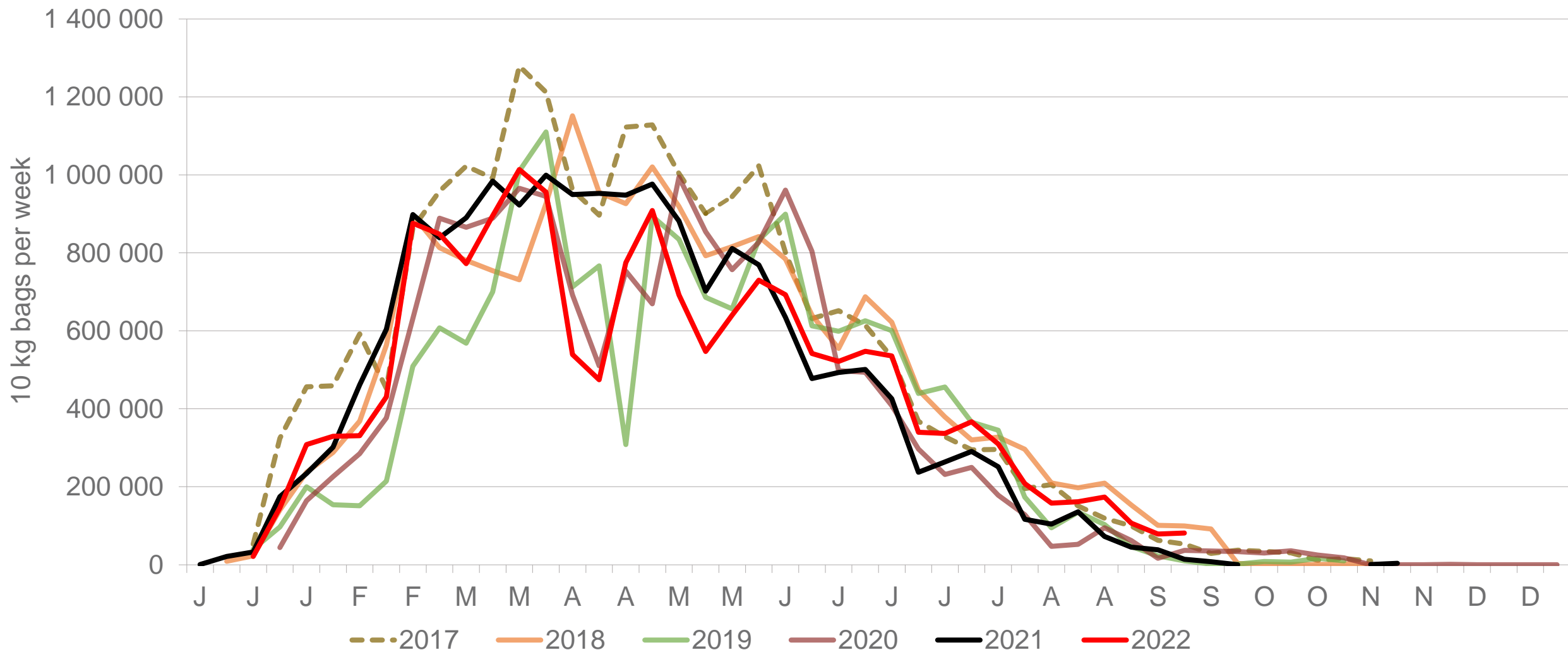
# Sandveld: Amount of 10 kg bags per week sold on FPMs (all classes)



Sold 18 478 bags more than the **5-year average** (2017 to 2022) of the first 38 weeks of each year.

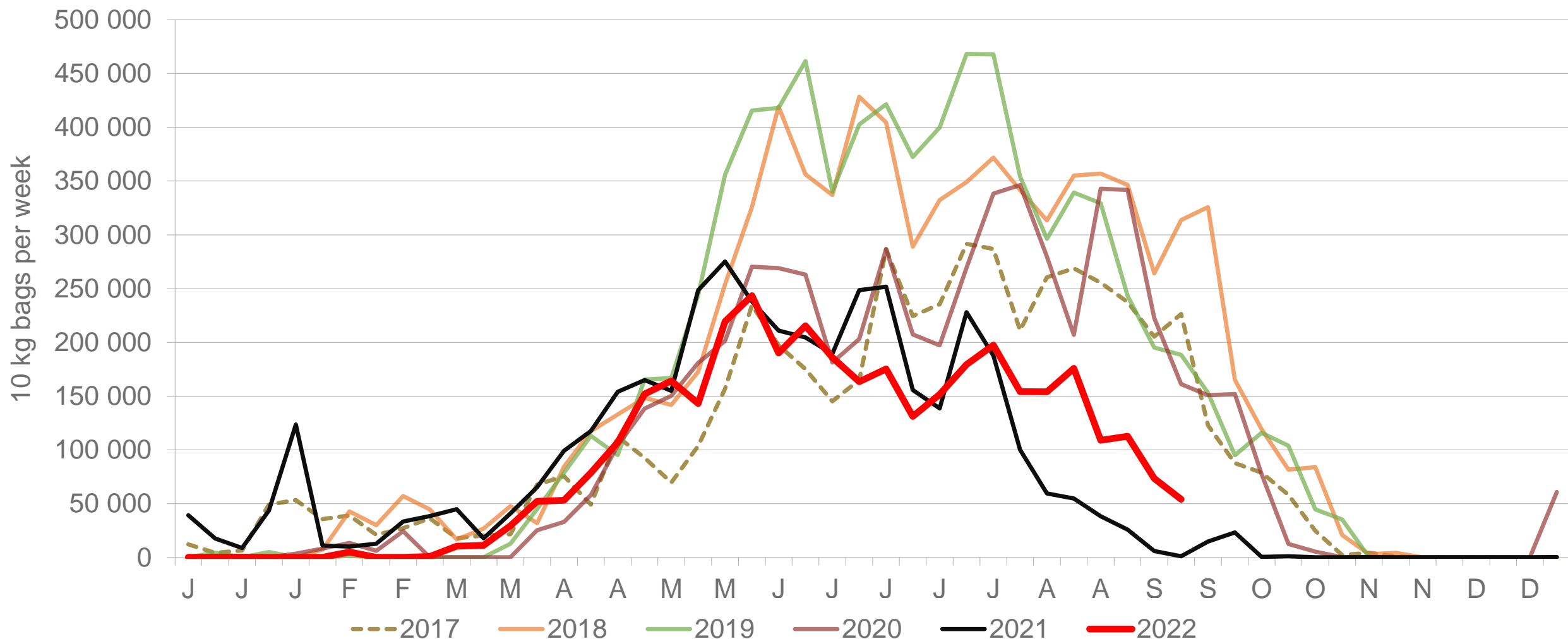
*Data disclaimer: Potatoes SA does not take responsibility for the accuracy or interpretation of company data re-purposed by 3rd parties*

# Eastern Free State: Amount of 10 kg bags per week sold on FPMs (all classes)



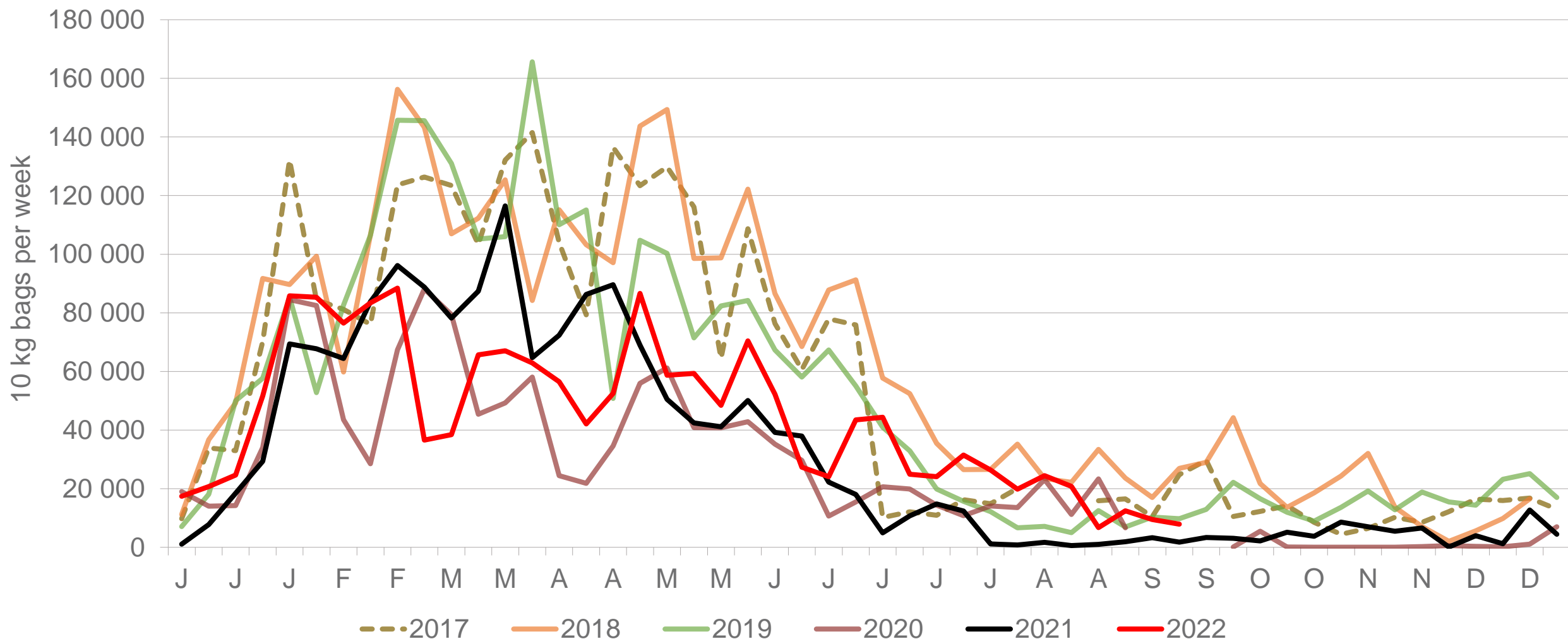
Sold 1 397 396 bags less than the 5-year average (2017 to 2022) of the first 38 weeks of each year.

# Northern Cape: Amount of 10 kg bags per week sold on FPMs (all classes)



Sold 2 113 229 bags **less** than the **5-year average** (2017 to 2022) of the first 38 weeks of each year.

# North Eastern Cape: Amount of 10 kg bags per week sold on FPMs (all classes)



Sold 465 789 bags **less** than the **5-year average** (2017 to 2022) of the first 38 weeks of each year.

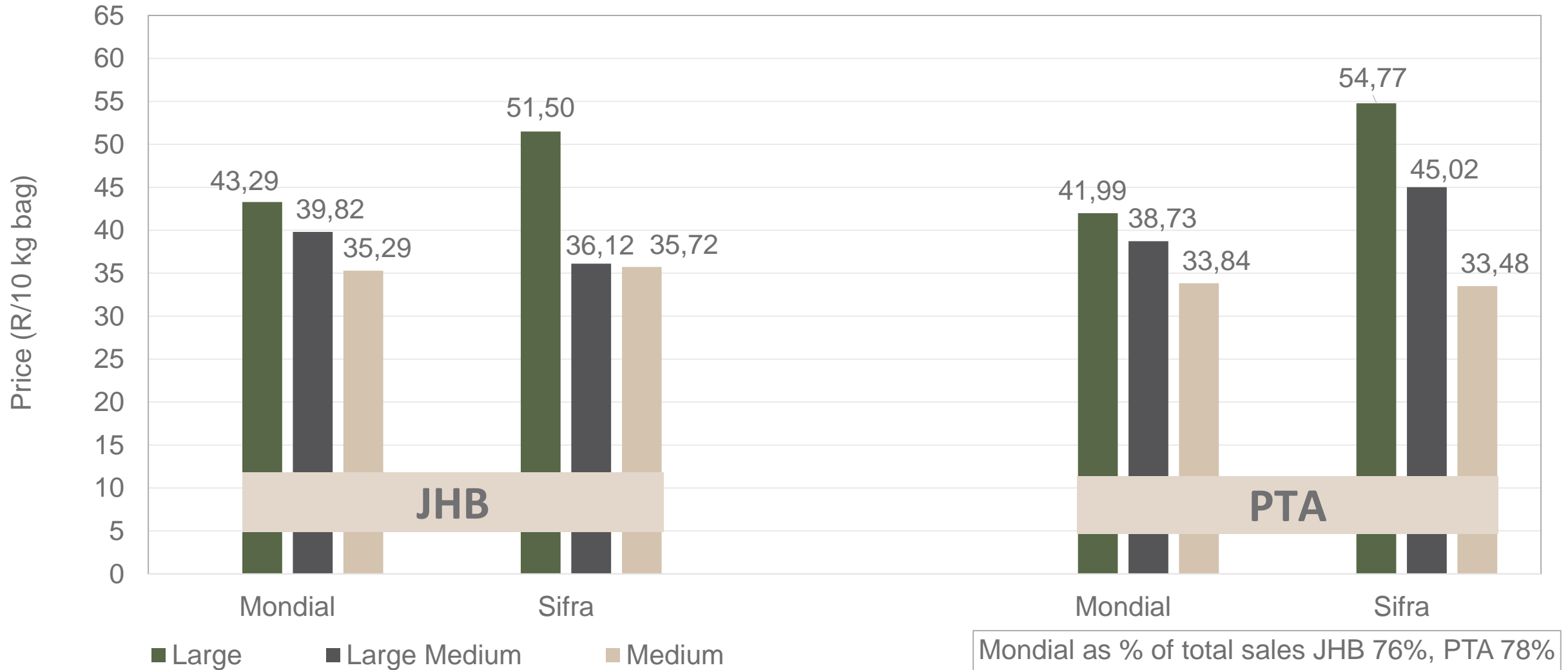
# Average weekly prices and volumes for 10 kg bags of potatoes sold on selected markets from selected production regions



Klas & Grootte	Limpopo								Western Free State				Sandveld		All Regions	
	JOH		PRE		DUR		SPR		JOH		PRE		CAP		All Markets	
	Volume 10kg	Prices R/10kg	Volume 10kg	Prices R/10kg	Volume 10kg	Prices R/10kg	Volume 10kg	Prices R/10kg	Volume 10kg	Prices R/10kg	Volume 10kg	Prices R/10kg	Volume 10kg	Prices R/10kg	Volume 10kg	Prices R/10kg
1L	133 554	43,61	75 456	42,82	12 743	47,54	27 074	40,31	12 708	40,22	9 603	37,85	21 405	51,32	390 640	43,10
1L/M	172 223	39,17	77 841	39,22	34 424	43,29	27 717	35,94	23 173	33,81	18 037	35,95	40 133	50,47	516 933	39,96
1M	129 250	36,14	59 511	34,54	39 204	41,14	17 087	33,05	22 090	29,64	15 824	29,71	39 297	47,08	428 397	36,82
1S	45 385	21,66	15 076	22,19	15 378	27,32	4 466	19,22	8 292	11,98	1 667	13,61	14 881	40,12	141 785	25,18
1S/M	46 289	26,27	11 006	25,47	6 750	34,90	5 201	29,78	5 180	22,35	4 680	22,34	3 294	43,63	129 861	27,52
1XL	3 730	43,68	-	-	-	-	-	-	1 144	33,13	-	-	-	-	4 874	41,20
1XS	23 313	14,72	-	-	-	-	-	-	757	24,72	-	-	-	-	24 569	14,96
1XXS	-	-	-	-	-	-	-	-	-	-	-	-	-	-	-	-
2L	21 086	37,62	9 991	37,57	957	43,43	2 598	34,61	2 440	33,37	2 866	34,68	11 698	47,88	88 878	37,08
2L/M	23 450	30,88	10 676	34,48	2 347	35,38	2 103	31,81	4 179	29,66	5 691	30,45	11 517	47,06	100 499	34,01
2M	18 681	27,15	7 302	29,74	836	34,45	3 275	25,53	1 683	23,69	5 401	25,08	9 790	43,99	88 443	29,11
2S	3 513	15,28	990	19,11	648	24,73	877	14,74	757	10,92	1 529	13,68	3 712	33,17	20 368	20,05
2S/M	3 357	19,73	1 124	22,53	3	28,33	401	28,79	746	14,79	803	20,11	716	36,30	16 271	23,78
2XL	110	28,07	-	-	-	-	-	-	356	34,89	-	-	-	-	466	33,28
2XS	121	11,28	-	-	-	-	-	-	203	8,18	-	-	-	-	997	9,13
2XXS	-	-	-	-	-	-	-	-	-	-	-	-	-	-	-	-
3L	5 372	29,38	5 151	29,55	-	-	1 751	25,66	440	25,00	962	22,46	225	35,69	25 857	26,43
3L/M	6 949	23,90	4 440	27,32	360	31,53	863	20,98	371	20,93	181	17,43	685	38,04	18 013	24,44
3M	10 926	21,85	4 057	24,90	-	-	2 546	18,98	2 410	17,80	3 805	17,02	1 533	33,16	43 297	20,49
3S/M	1 389	13,88	448	19,07	-	-	-	-	-	-	1	18,00	-	-	3 821	15,50
3XS	-	-	-	-	-	-	-	-	-	-	-	-	-	-	-	-
3XXS	-	-	-	-	-	-	-	-	-	-	-	-	-	-	-	-
4L	-	-	169	20,63	-	-	-	-	-	-	-	-	351	32,88	1 587	17,65
4L/M	-	-	717	15,30	-	-	100	15,00	-	-	-	-	-	-	960	16,15
4M	-	-	925	15,63	-	-	330	17,33	-	-	-	-	-	-	4 458	17,50
4S	-	-	79	11,04	-	-	-	-	-	-	-	-	-	-	79	11,04
4S/M	-	-	400	12,52	-	-	-	-	-	-	240	9,88	-	-	640	11,53
<b>Total</b>	<b>649 286</b>	<b>34,94</b>	<b>291 551</b>	<b>35,94</b>	<b>115 195</b>	<b>39,76</b>	<b>97 780</b>	<b>33,66</b>	<b>86 929</b>	<b>29,47</b>	<b>71 951</b>	<b>29,99</b>	<b>167 784</b>	<b>46,14</b>	<b>2 079 851</b>	<b>35,51</b>

Data disclaimer: Potatoes SA does not take responsibility for the accuracy or interpretation of company data re-purposed by 3rd parties

# PTA & JHB markets: Average Prices - Different Sizes (only 10 kg bags)

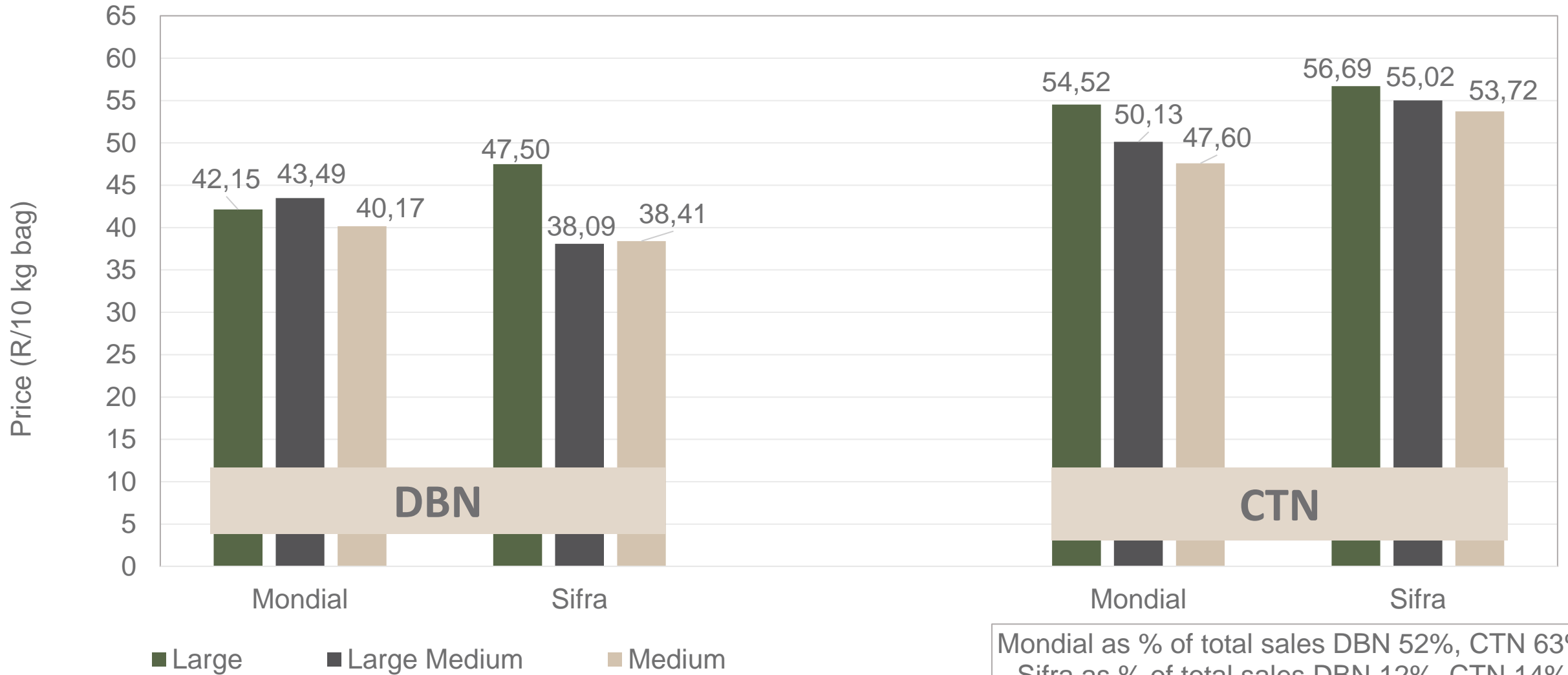


Mondial as % of total sales JHB 76%, PTA 78%  
 Sifra as % of total sales JHB 6%, PTA 4%

Data disclaimer: Potatoes SA does not take responsibility for the accuracy or interpretation of company data re-purposed by 3rd parties



# DBN & CTN markets: Average Prices - Different Sizes (only 10 kg bags)



# Hectares planted to date for season 2022 versus 2021

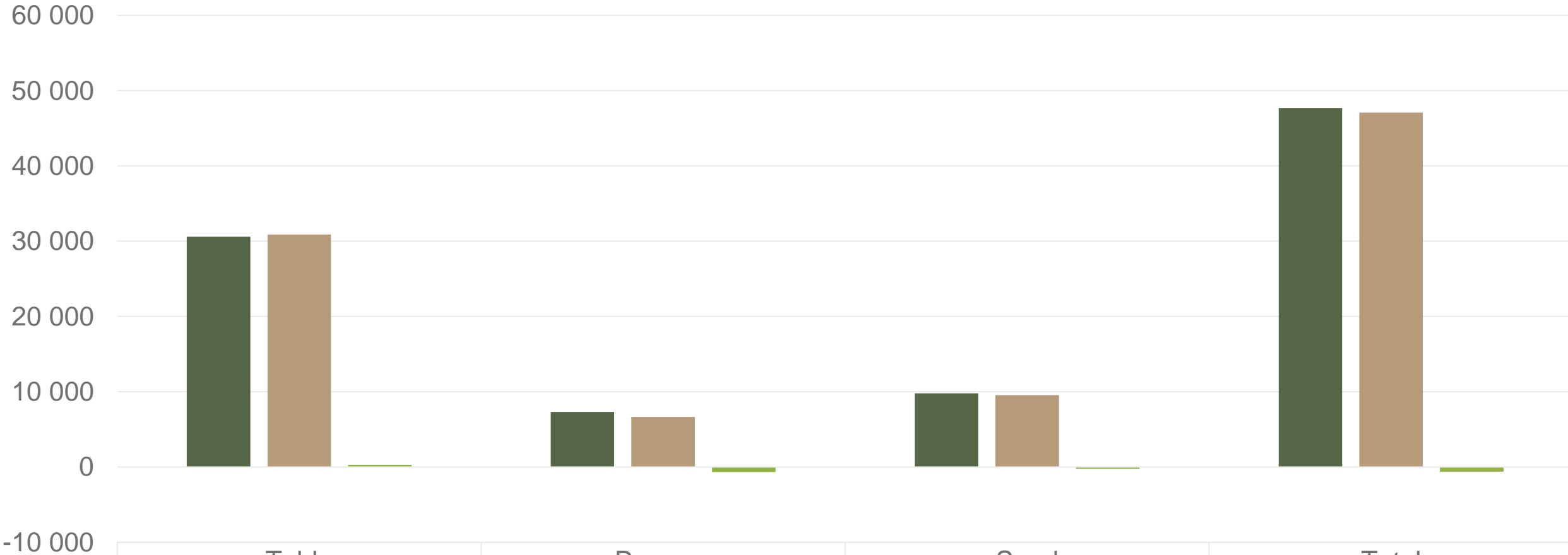


	Table	Process	Seed	Total
2021	30 587	7 335	9 787	47 709
2022	30 884	6 669	9 548	47 101
Changes	297	-666	-239	-608


Regions finished planting: North West, Eastern Free State, Western Free State, South Western Free State, KZN, North Eastern Cape, Limpopo (early and main), Sandveld (summer), Ceres, Eastern Cape (summer), Southern Cape and Northern Cape

Data disclaimer: Potatoes SA does not take responsibility for the accuracy or interpretation of company data re-purposed by 3rd parties


# Thank you for your time

Feel free to contact us

 [jano@potatoes.co.za](mailto:jano@potatoes.co.za)  
[dikgetho@potatoes.co.za](mailto:dikgetho@potatoes.co.za)

 +27 (0)12 349 1906

 6 De Havilland Crescent  
Persequor Techno Park  
Persequor Park  
Pretoria

 [www.potatoes.co.za](http://www.potatoes.co.za)



Potatoes  
Aartappels SA