



# Weekly Market Information

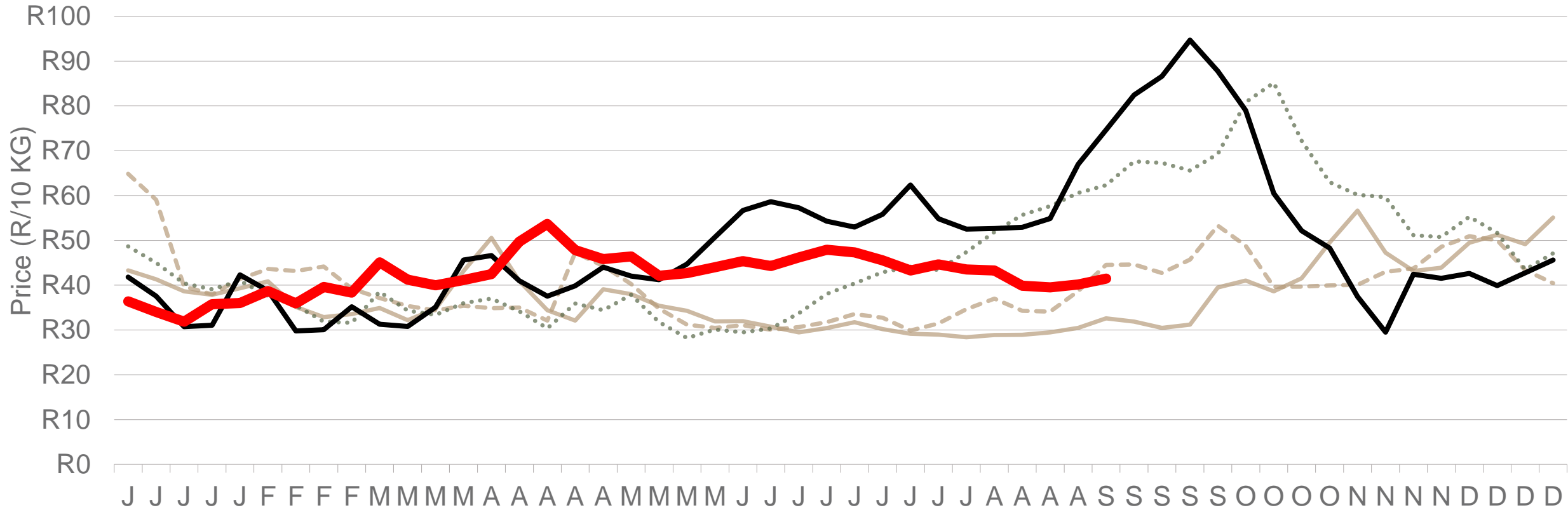
09 September 2022




Potatoes  
Aartappels SA

[www.potatoes.co.za](http://www.potatoes.co.za)

# Average weekly price – all markets & all classes







Number of bags sold

**4%**

(Week on Week)






Average weekly price

**3%**

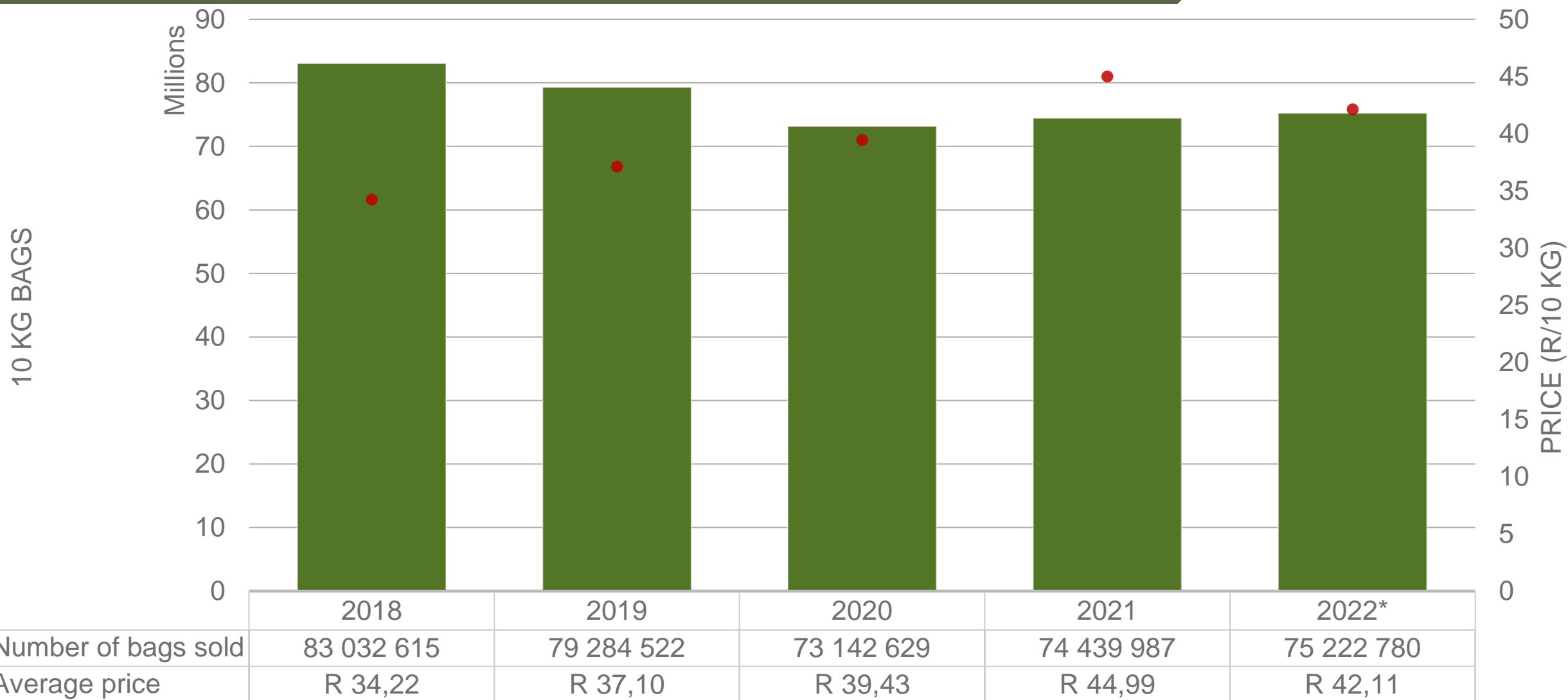
(Week on week)



— 2018
- - - 2019
..... 2020
— 2021
— 2022

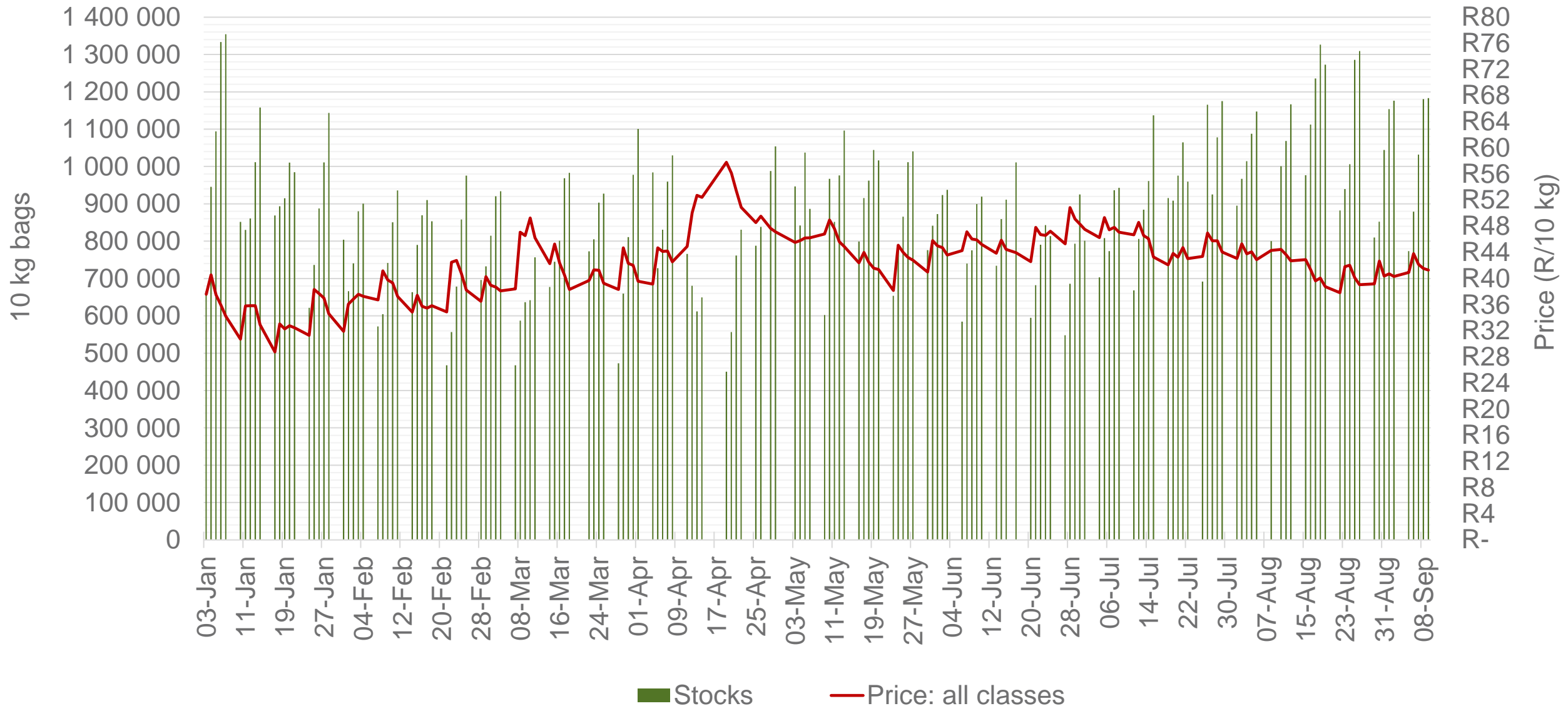
Data disclaimer: Potatoes SA does not take responsibility for the accuracy or interpretation of company data re-purposed by 3rd parties

# Cumulative total number of 10 kg bags sold on markets: First 36 weeks of the year 2022



Sold 2 936 492 bags **less** than the **5-year average** (2018 to 2022) of the first 36 weeks of each year.

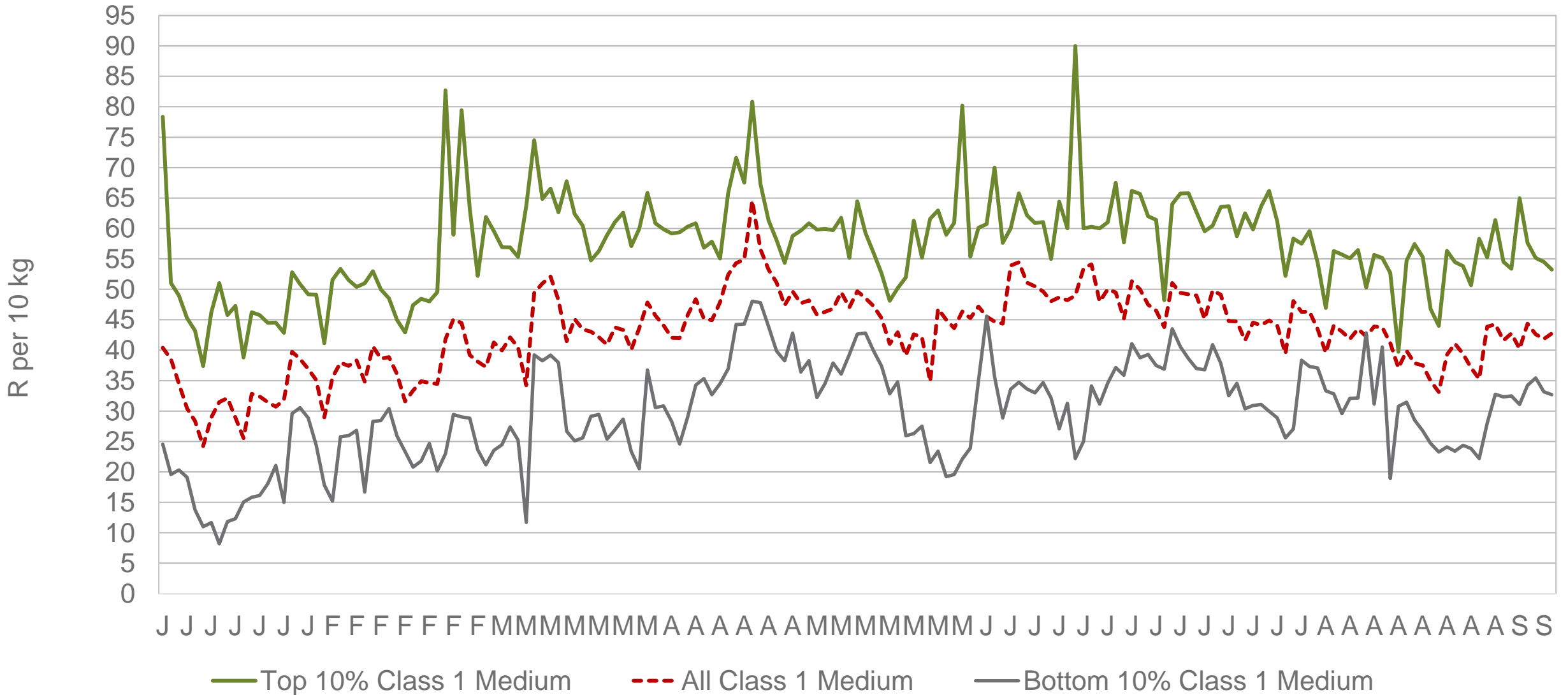
# RSA daily Price versus Daily Available stocks (all classes & all sizes)



Data disclaimer: Potatoes SA does not take responsibility for the accuracy or interpretation of company data re-purposed by 3rd parties

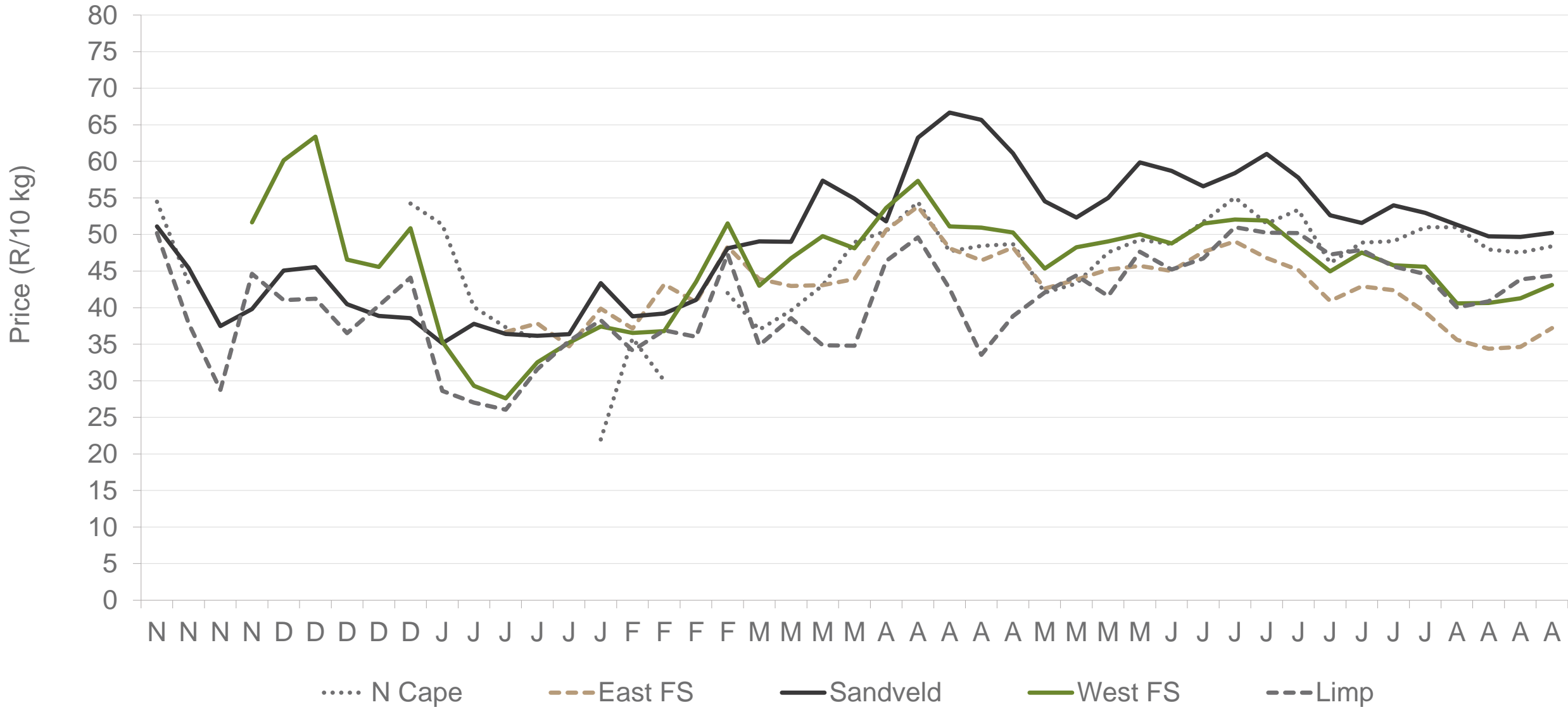


# JHB market daily : Top 10% versus Bottom 10% prices – Class 1 Medium (Since January 2022)



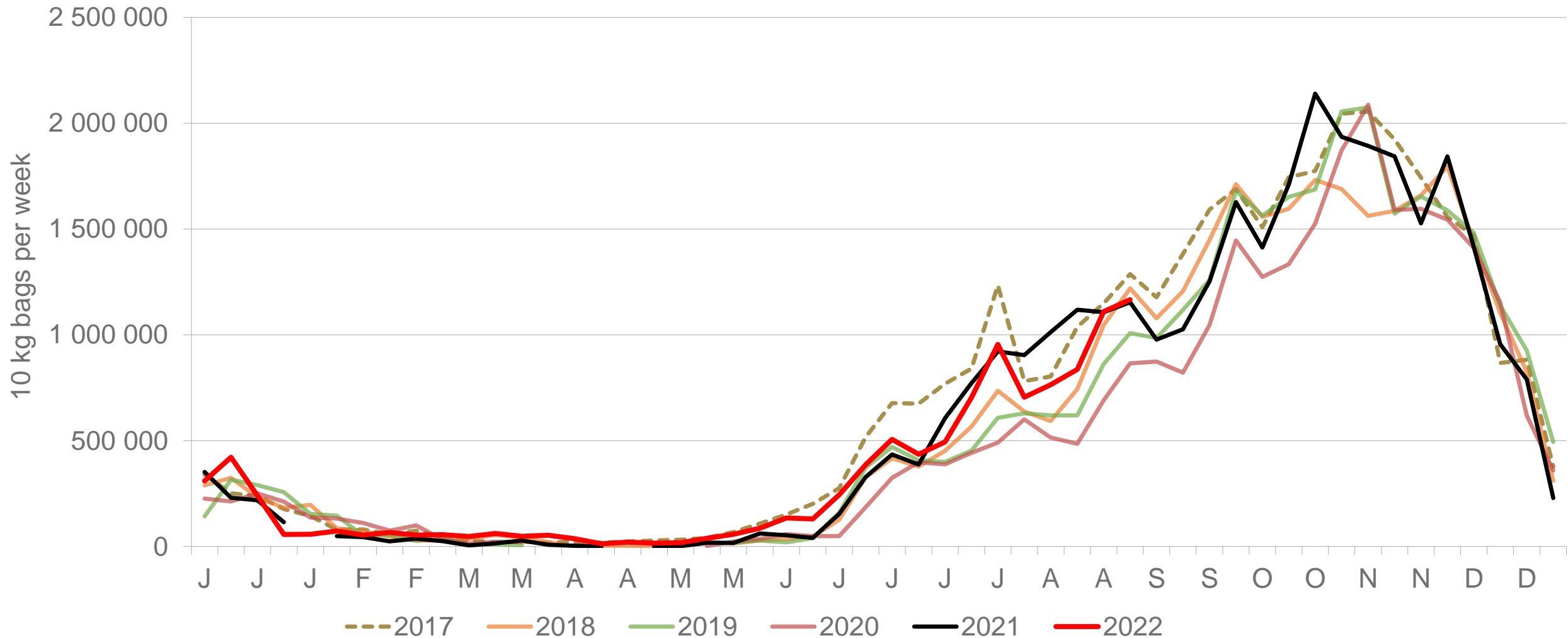
Data disclaimer: Potatoes SA does not take responsibility for the accuracy or interpretation of company data re-purposed by 3rd parties

# Average Class 1 Medium prices in regions



Data disclaimer: Potatoes SA does not take responsibility for the accuracy or interpretation of company data re-purposed by 3rd parties

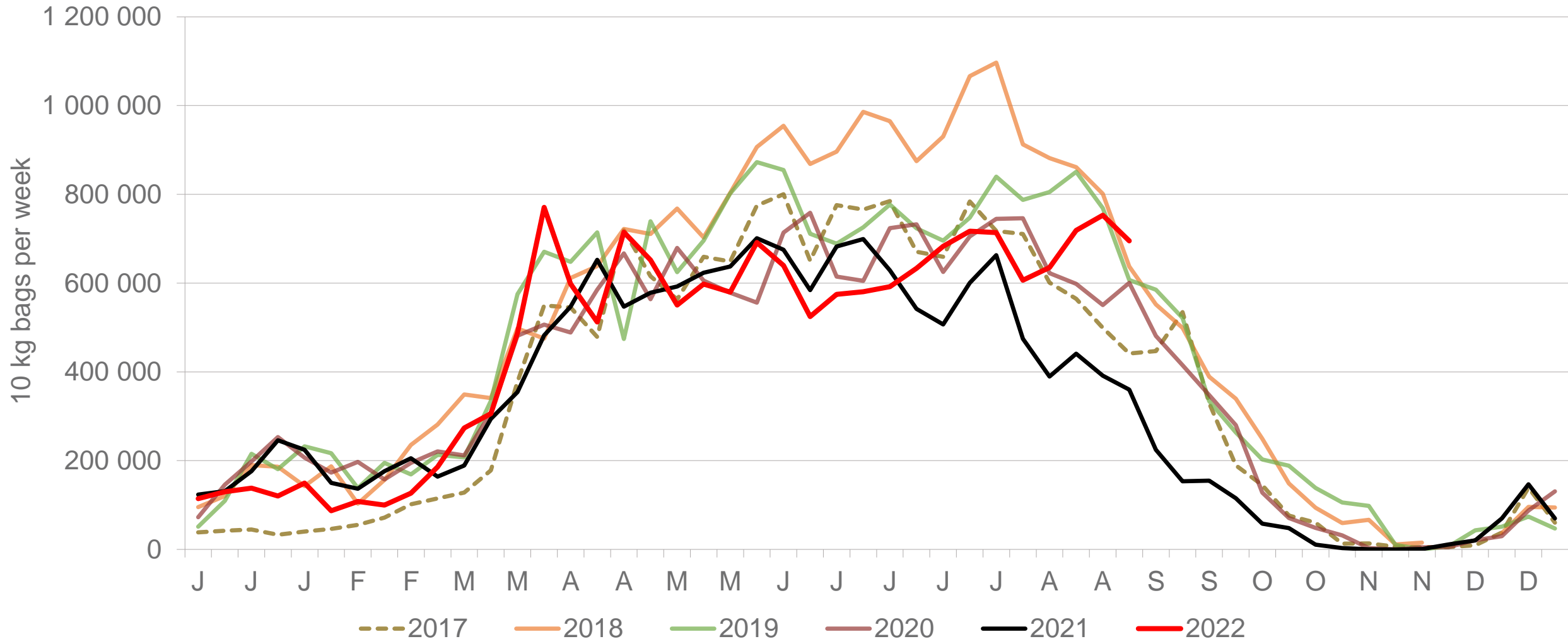
# Limpopo: Amount of 10 kg bags per week sold on FPMs (all classes)



Sold 1 056 329 bags **more** than the **5-year average** (2017 to 2022) of the first 36 weeks of each year.

*Data disclaimer: Potatoes SA does not take responsibility for the accuracy or interpretation of company data re-purposed by 3rd parties*

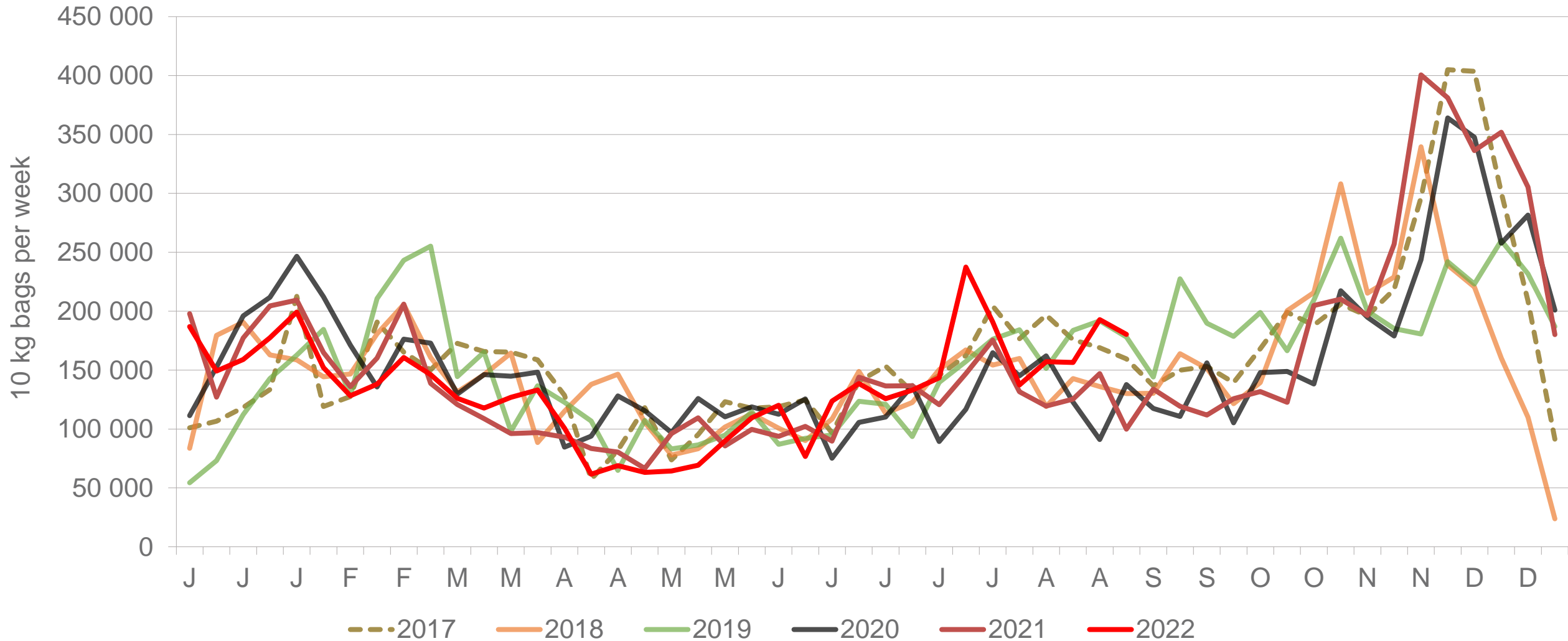
# Western Free State : Amount of 10 kg bags per week sold on FPMs (all classes)



Sold 1 105 207 bags **less** than the **5-year average** (2017 to 2022) of the first 36 weeks of each year.

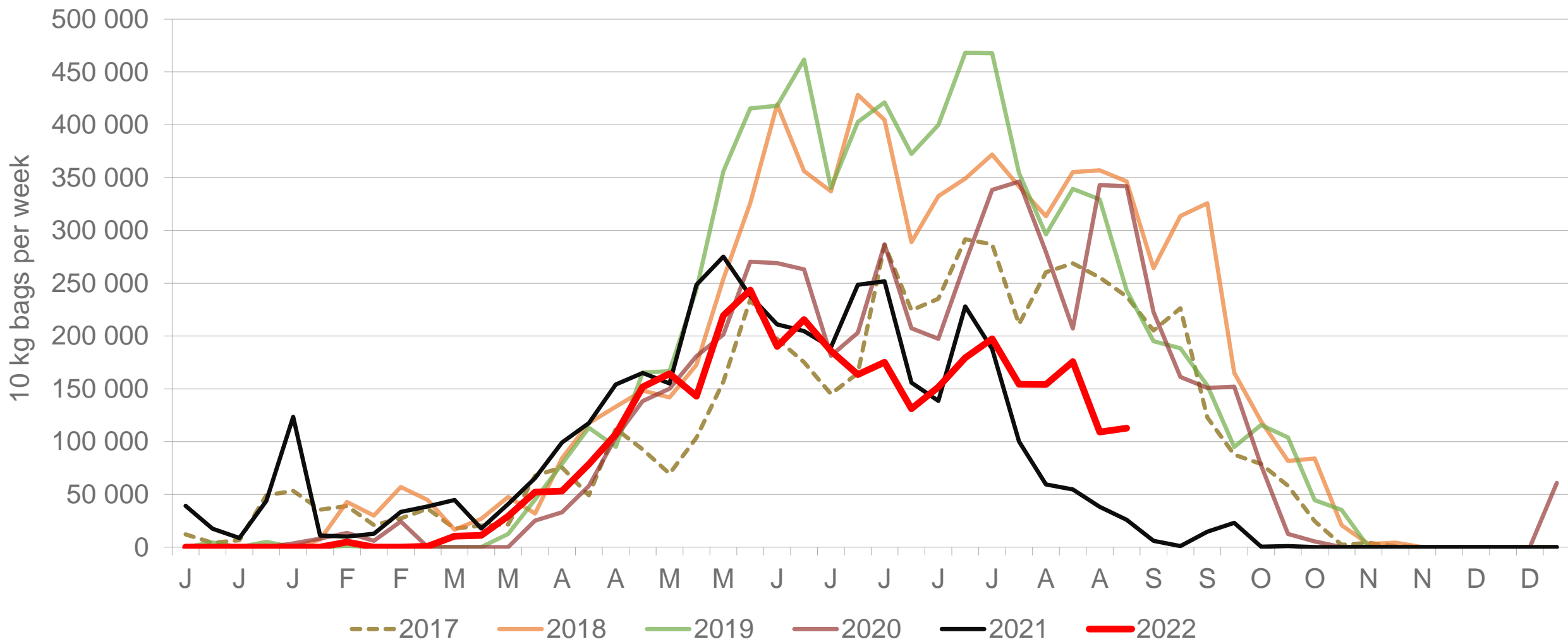


# Sandveld: Amount of 10 kg bags per week sold on FPMs (all classes)



Sold 23 713 bags **less** than the **5-year average** (2017 to 2022) of the first 36 weeks of each year.

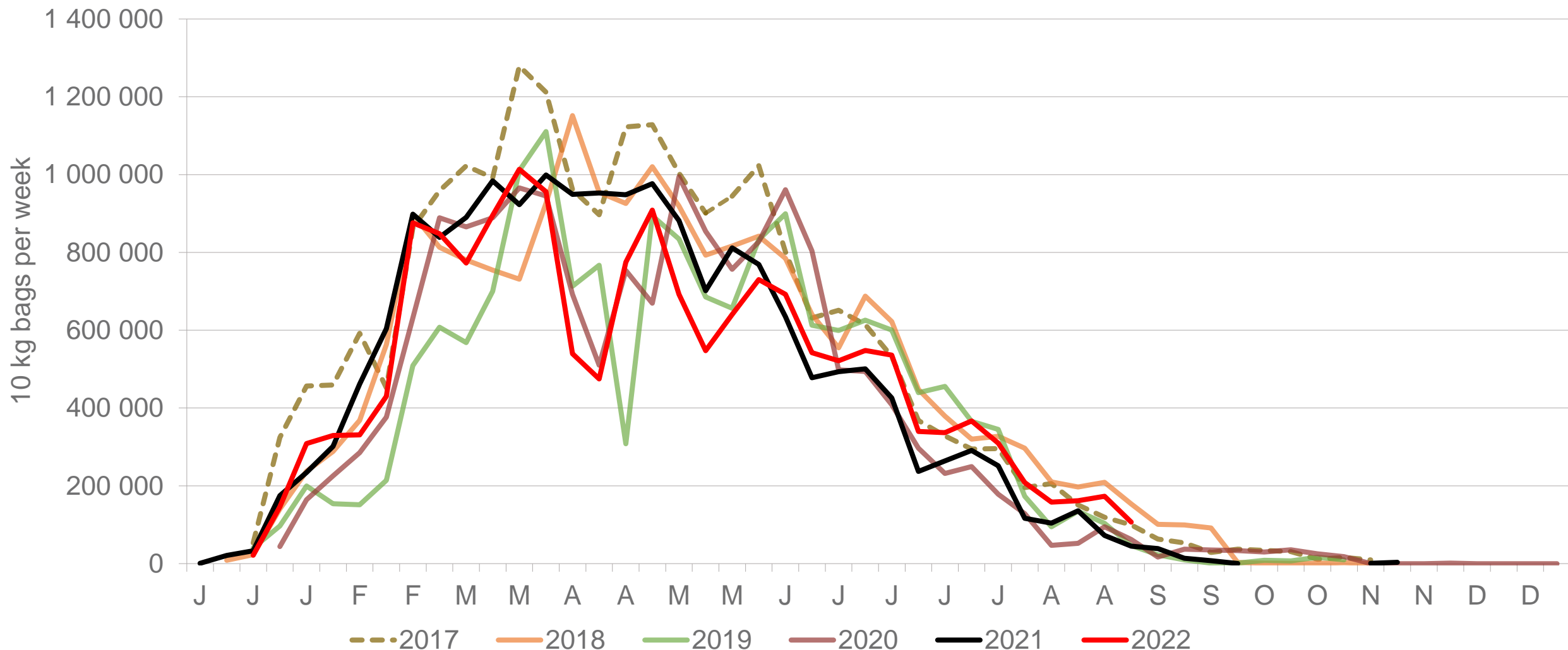
# Northern Cape: Amount of 10 kg bags per week sold on FPMs (all classes)



Sold 1 883 838 bags **less** than the **5-year average** (2017 to 2022) of the first 36 weeks of each year.

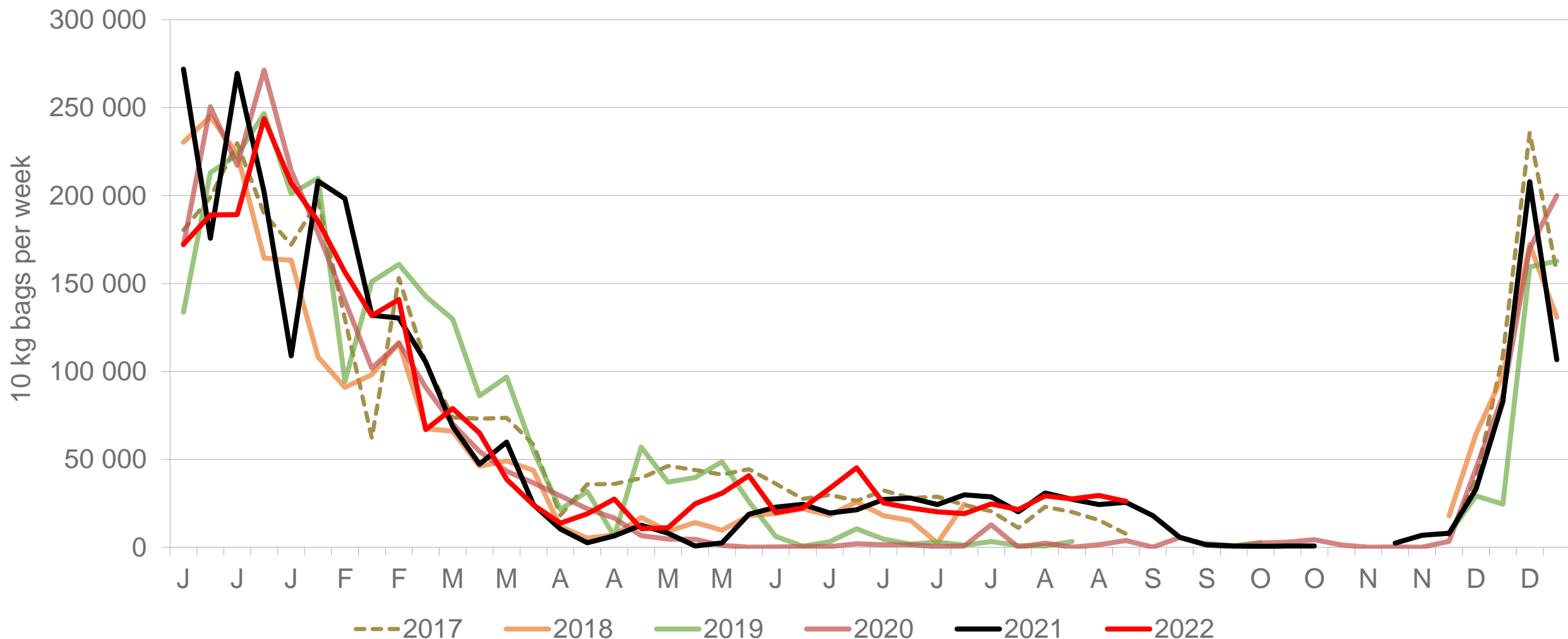
*Data disclaimer: Potatoes SA does not take responsibility for the accuracy or interpretation of company data re-purposed by 3rd parties*

# Eastern Free State: Amount of 10 kg bags per week sold on FPMs (all classes)



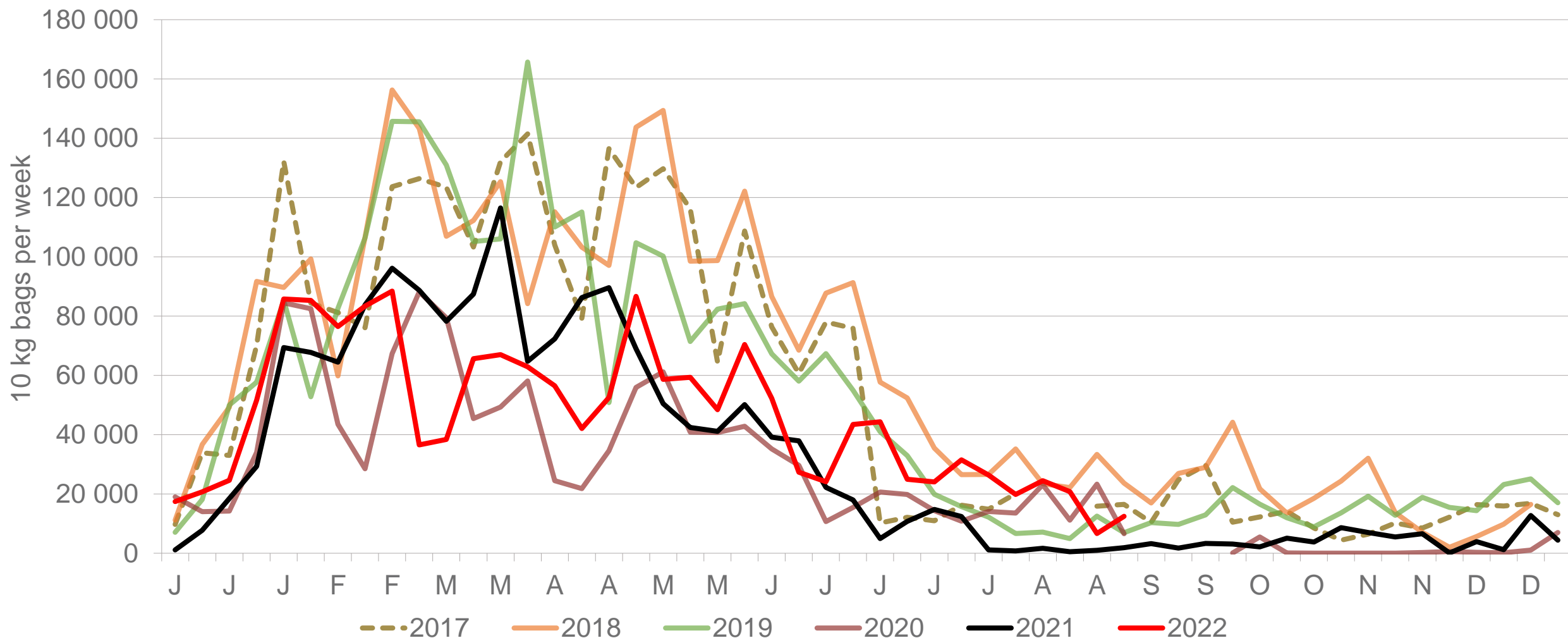
Sold 1 466 651 bags less than the **5-year average** (2017 to 2022) of the first 36 weeks of each year.

# Gauteng: Amount of 10 kg bags per week sold on FPMs (all classes)



Sold 148 918 bags more than the **5-year average** (2017 to 2022) of the first 36 weeks of each year.

# North Eastern Cape: Amount of 10 kg bags per week sold on FPMs (all classes)



Sold 462 292 bags **less** than the **5-year average** (2017 to 2022) of the first 36 weeks of each year.

# Average weekly prices and volumes for 10 kg bags of potatoes sold on selected markets from selected production regions

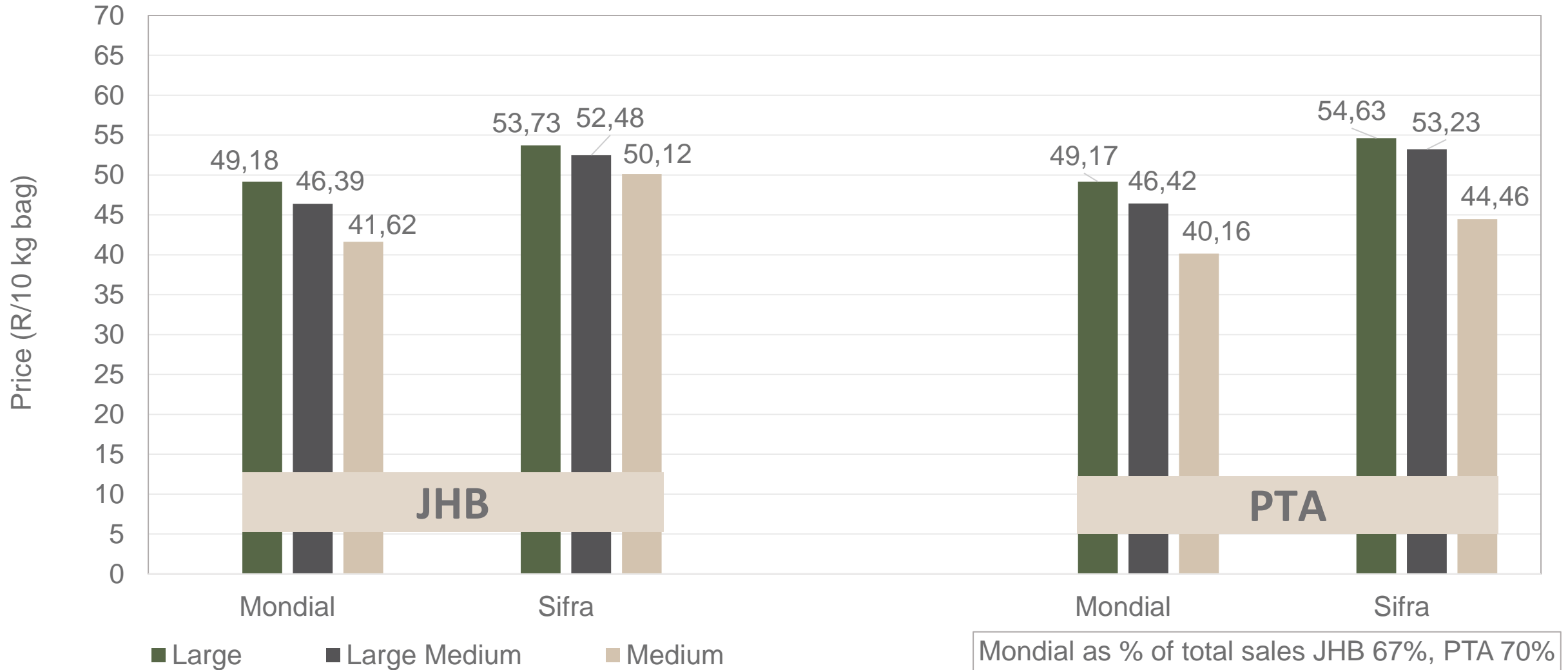


Klas & Grootte	Limpopo						Western Free State				Sandveld		Northern Cape				All Regions	
	JOH		PRE		DUR		JOH		PRE		CAP		JOH		CAP		All Markets	
	Volume	Prices	Volume	Prices	Volume	Prices	Volume	Prices	Volume	Prices	Volume	Prices	Volume	Prices	Volume	Prices	Volume	Prices
	10kg	R/10kg	10kg	R/10kg	10kg	R/10kg	10kg	R/10kg	10kg	R/10kg	10kg	R/10kg	10kg	R/10kg	10kg	R/10kg	10kg	R/10kg
1L	144 424	49,53	71 267	49,75	7 017	55,15	26 427	45,19	17 177	46,00	29 004	50,18	3 972	47,82	2 664	56,33	440 917	49,01
1L/M	154 370	46,80	64 794	47,48	17 966	51,14	38 966	43,24	23 432	45,06	48 727	49,97	4 158	59,23	2 171	53,34	509 277	47,38
1M	121 113	43,21	47 652	42,70	22 204	48,35	35 655	39,51	14 662	38,14	39 367	50,74	2 063	45,25	98	39,51	425 905	44,32
1S	34 522	30,14	12 693	24,84	11 090	33,91	12 637	27,18	5 940	20,34	14 988	42,29	220	20,00	-	-	136 440	30,40
1S/M	34 063	34,96	14 042	31,97	9 518	41,26	20 536	33,24	8 226	30,00	2 871	44,47	1 353	26,14	331	32,05	154 878	35,58
1XL	8 212	48,32	-	-	-	-	1 950	43,75	-	-	-	-	835	44,25	-	-	10 997	47,20
1XS	18 547	22,23	-	-	-	-	5 374	23,42	-	-	-	-	-	-	-	-	24 512	22,36
1XXS	-	-	-	-	-	-	-	-	-	-	-	-	-	-	-	-	-	-
2L	33 347	42,62	15 126	43,72	1 334	48,60	8 113	40,41	8 018	40,59	8 279	46,66	1 935	39,65	3 605	46,34	137 371	41,54
2L/M	23 843	38,43	10 443	40,94	1 522	43,60	17 078	35,70	18 244	37,16	10 128	45,89	767	38,47	3 410	45,16	146 005	38,98
2M	23 205	35,61	8 755	35,41	770	42,52	12 836	34,43	8 446	34,78	7 863	40,28	820	24,98	1 447	40,39	119 145	35,00
2S	5 304	22,23	2 643	21,38	903	33,09	2 980	22,05	1 938	16,18	2 020	32,21	-	-	-	-	28 594	23,00
2S/M	4 738	28,76	822	28,49	-	-	2 237	26,06	4 517	24,22	310	37,36	-	-	-	-	22 844	28,81
2XL	692	42,37	-	-	-	-	1 275	40,02	-	-	-	-	874	36,56	-	-	3 229	39,72
2XS	-	-	-	-	-	-	672	16,10	-	-	-	-	-	-	-	-	1 274	14,57
2XXS	-	-	-	-	-	-	-	-	-	-	-	-	-	-	-	-	-	-
3L	9 134	33,17	3 444	33,09	-	-	2 949	32,28	1 543	30,28	1 137	36,74	363	31,52	990	33,04	40 839	30,34
3L/M	5 058	27,84	1 647	25,46	390	40,00	2 657	29,36	2 040	26,73	425	35,23	-	-	-	-	21 131	30,01
3M	11 517	29,04	6 054	28,34	-	-	8 249	24,44	4 997	21,27	1 055	33,15	572	22,87	660	35,12	74 336	25,79
3S/M	804	24,68	562	21,25	-	-	110	20,00	156	15,96	-	-	-	-	330	31,33	7 134	21,94
3XS	-	-	-	-	-	-	-	-	-	-	-	-	-	-	-	-	8	17,00
3XXS	-	-	-	-	-	-	-	-	-	-	-	-	-	-	-	-	-	-
4L	-	-	-	-	-	-	-	-	-	-	8	32,25	-	-	-	-	1 282	23,71
4L/M	-	-	-	-	-	-	-	-	-	-	-	-	-	-	110	27,00	1 228	28,00
4M	-	-	-	-	-	-	-	-	-	-	216	32,00	-	-	-	-	5 155	22,27
4S	-	-	-	-	-	-	-	-	-	-	-	-	-	-	-	-	110	20,00
4S/M	-	-	-	-	-	-	-	-	-	-	-	-	-	-	-	-	-	-
Total	633 013	42,49	264 574	42,82	73 694	46,01	200 863	37,19	120 765	36,86	175 122	47,17	17 932	44,03	15 816	46,10	2 346 174	41,47

Data disclaimer: Potatoes SA does not take responsibility for the accuracy or interpretation of company data re-purposed by 3rd parties



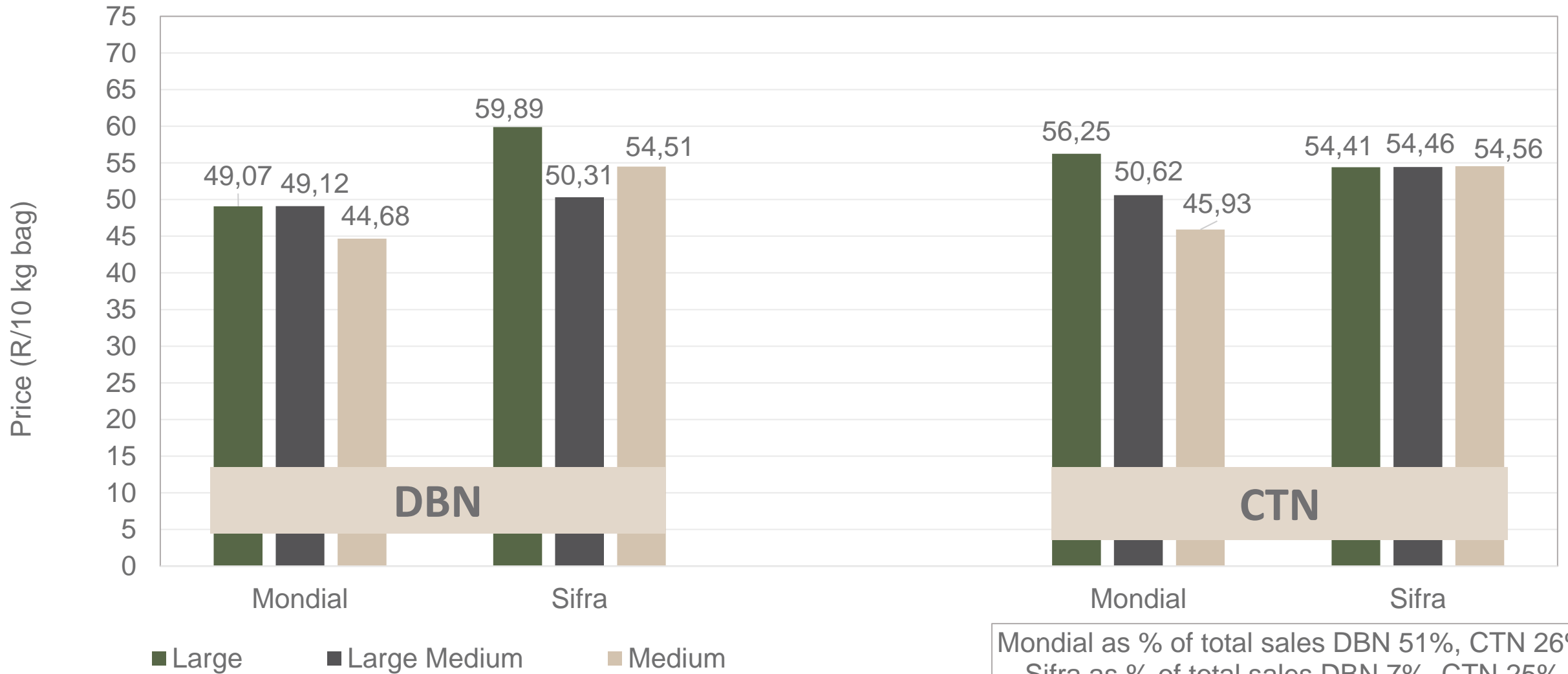
# PTA & JHB markets: Average Prices - Different Sizes (only 10 kg bags)



Mondial as % of total sales JHB 67%, PTA 70%  
 Sifra as % of total sales JHB 12%, PTA 9%

Data disclaimer: Potatoes SA does not take responsibility for the accuracy or interpretation of company data re-purposed by 3rd parties

# DBN & CTN markets: Average Prices - Different Sizes (only 10 kg bags)



Mondial as % of total sales DBN 51%, CTN 26%  
Sifra as % of total sales DBN 7%, CTN 25%

# Hectares planted to date for season 2022 versus 2021

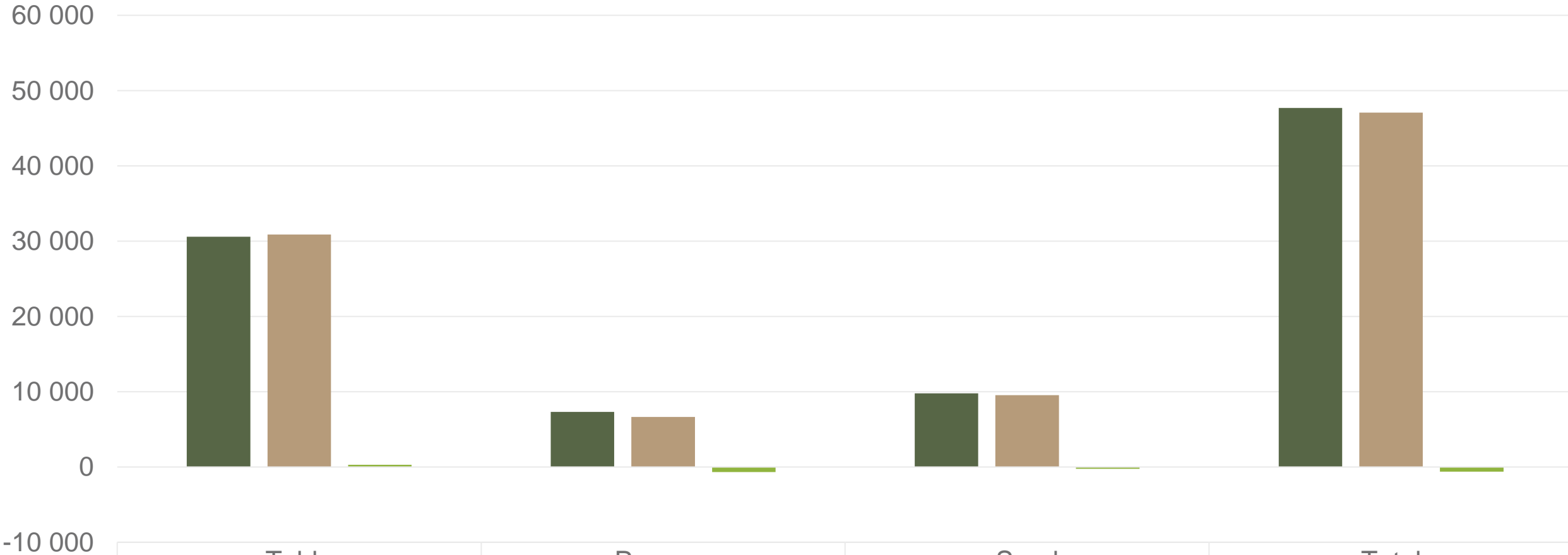



	Table	Process	Seed	Total
■ 2021	30 587	7 335	9 787	47 709
■ 2022	30 884	6 669	9 548	47 101
■ Changes	297	-666	-239	-608


Regions finished planting: North West, Eastern Free State, Western Free State, South Western Free State, KZN, North Eastern Cape, Limpopo (early and main), Sandveld (summer), Ceres, Eastern Cape (summer), Southern Cape and Northern Cape


Data disclaimer: Potatoes SA does not take responsibility for the accuracy or interpretation of company data re-purposed by 3rd parties


# Thank you for your time

Feel free to contact us

 [jano@potatoes.co.za](mailto:jano@potatoes.co.za)  
[dikgetho@potatoes.co.za](mailto:dikgetho@potatoes.co.za)

 +27 (0)12 349 1906

 6 De Havilland Crescent  
Persequor Techno Park  
Persequor Park  
Pretoria

 [www.potatoes.co.za](http://www.potatoes.co.za)



Potatoes  
Aartappels SA