



# Weekly Market Information

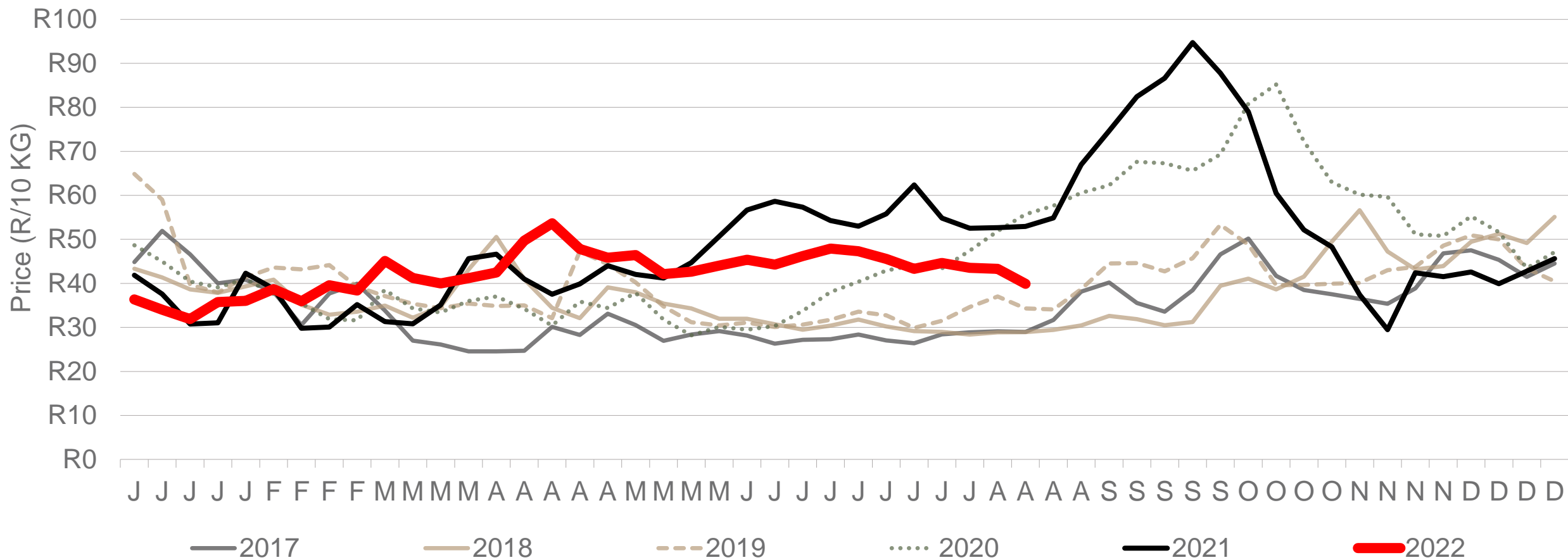

19 August 2022



Potatoes  
Aartappels SA

[www.potatoes.co.za](http://www.potatoes.co.za)



# Average weekly price – all markets & all classes

Number of bags sold

**4%**


(Week on Week)

Average weekly price

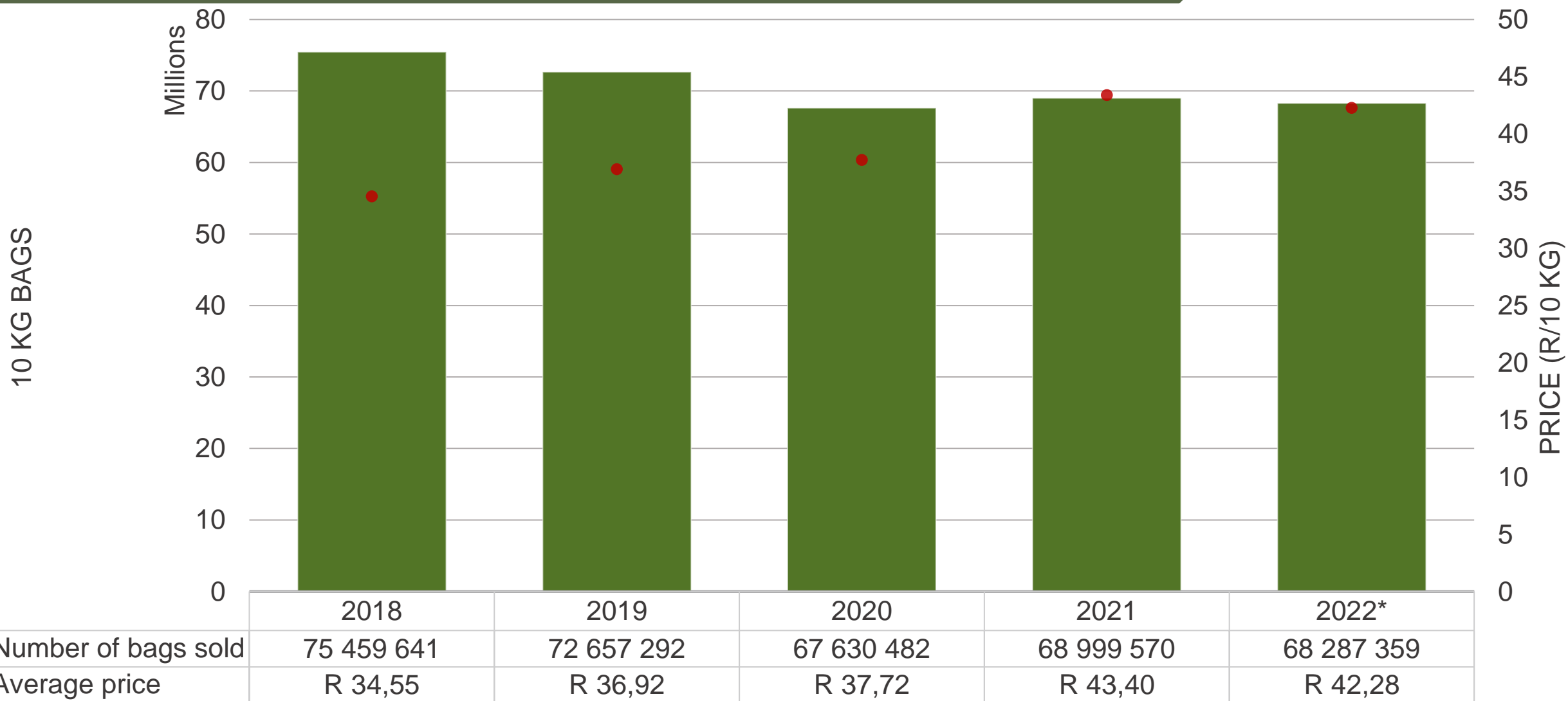
**8%**

(Week on week)



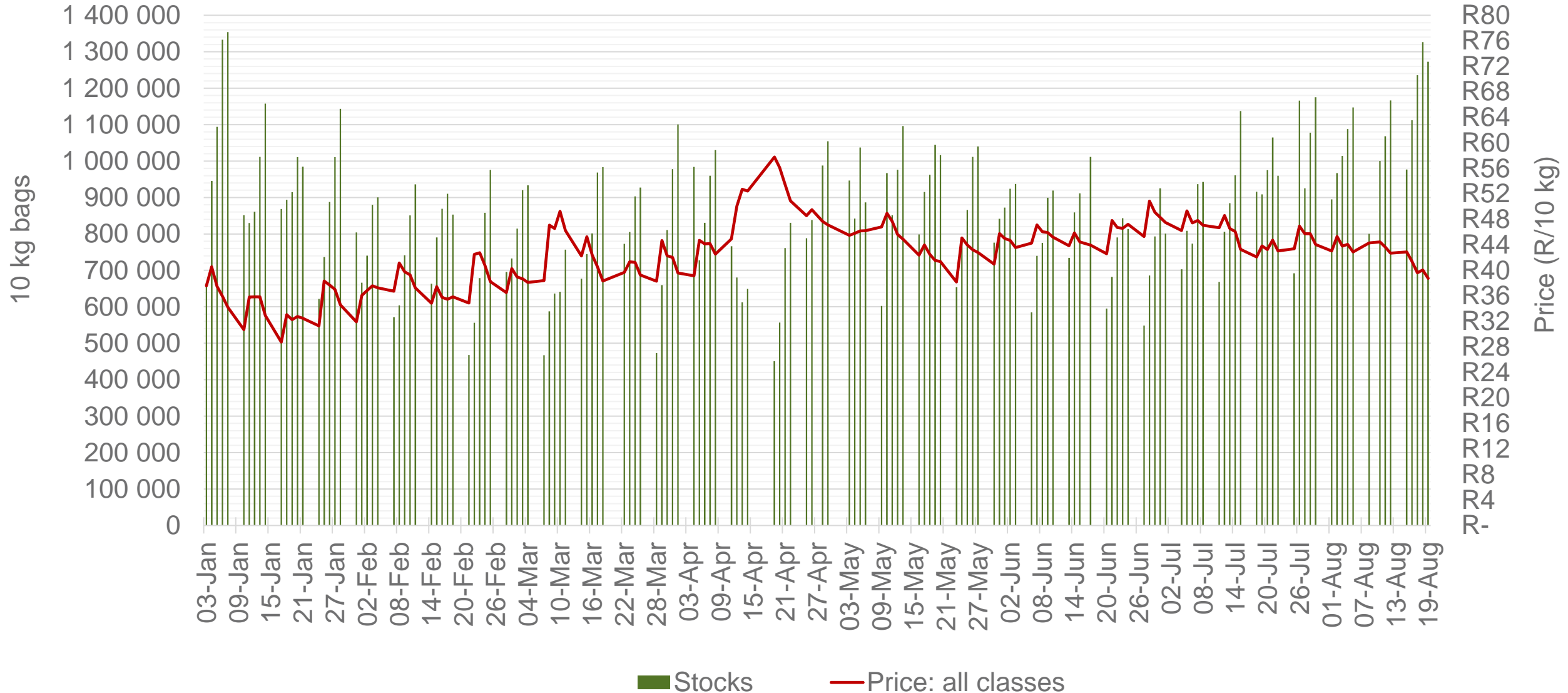
Data disclaimer: Potatoes SA does not take responsibility for the accuracy or interpretation of company data re-purposed by 3rd parties

# Cumulative total number of 10 kg bags sold on markets: First 33 weeks of the year 2022



Sold 3 481 050 bags **less** than the **5-year average** (2018 to 2022) of the first 33 weeks of each year.

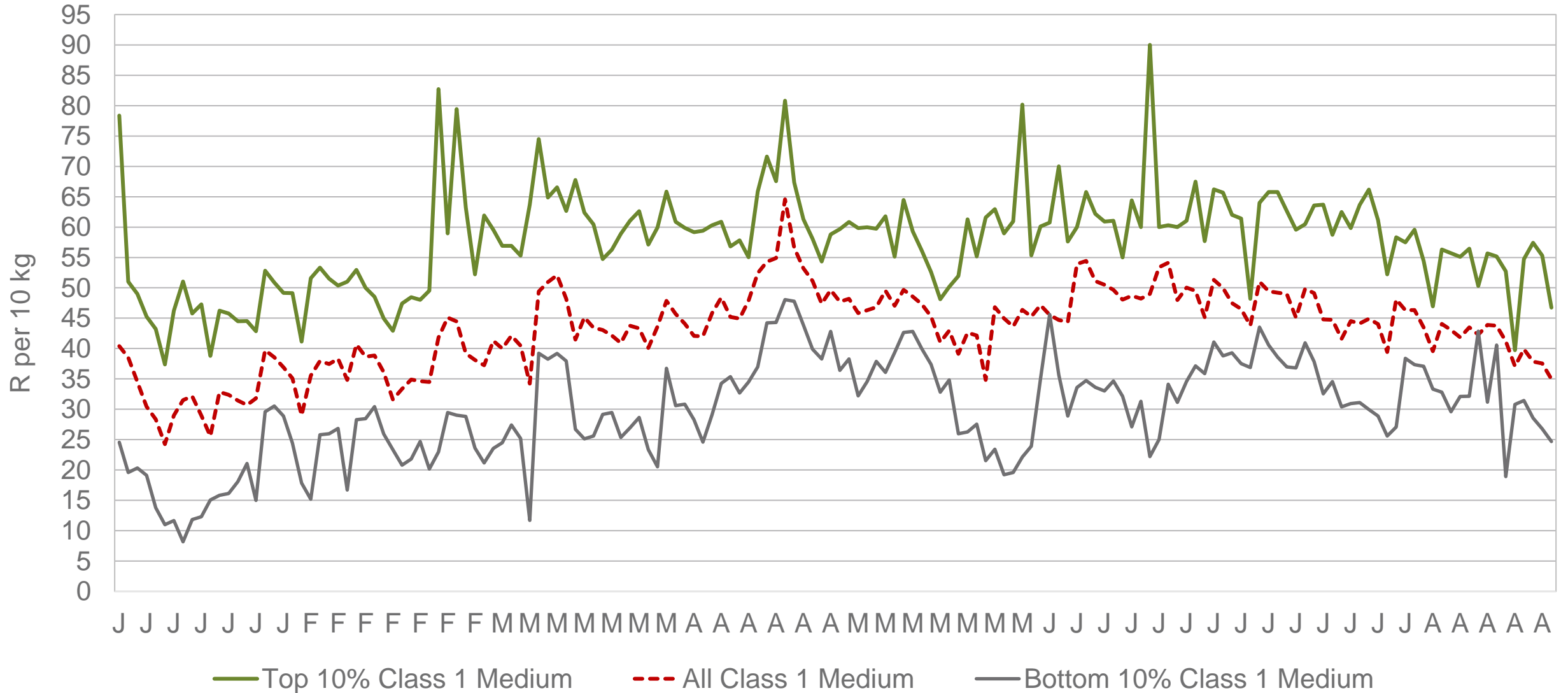
# RSA daily Price versus Daily Available stocks (all classes & all sizes)



Data disclaimer: Potatoes SA does not take responsibility for the accuracy or interpretation of company data re-purposed by 3rd parties

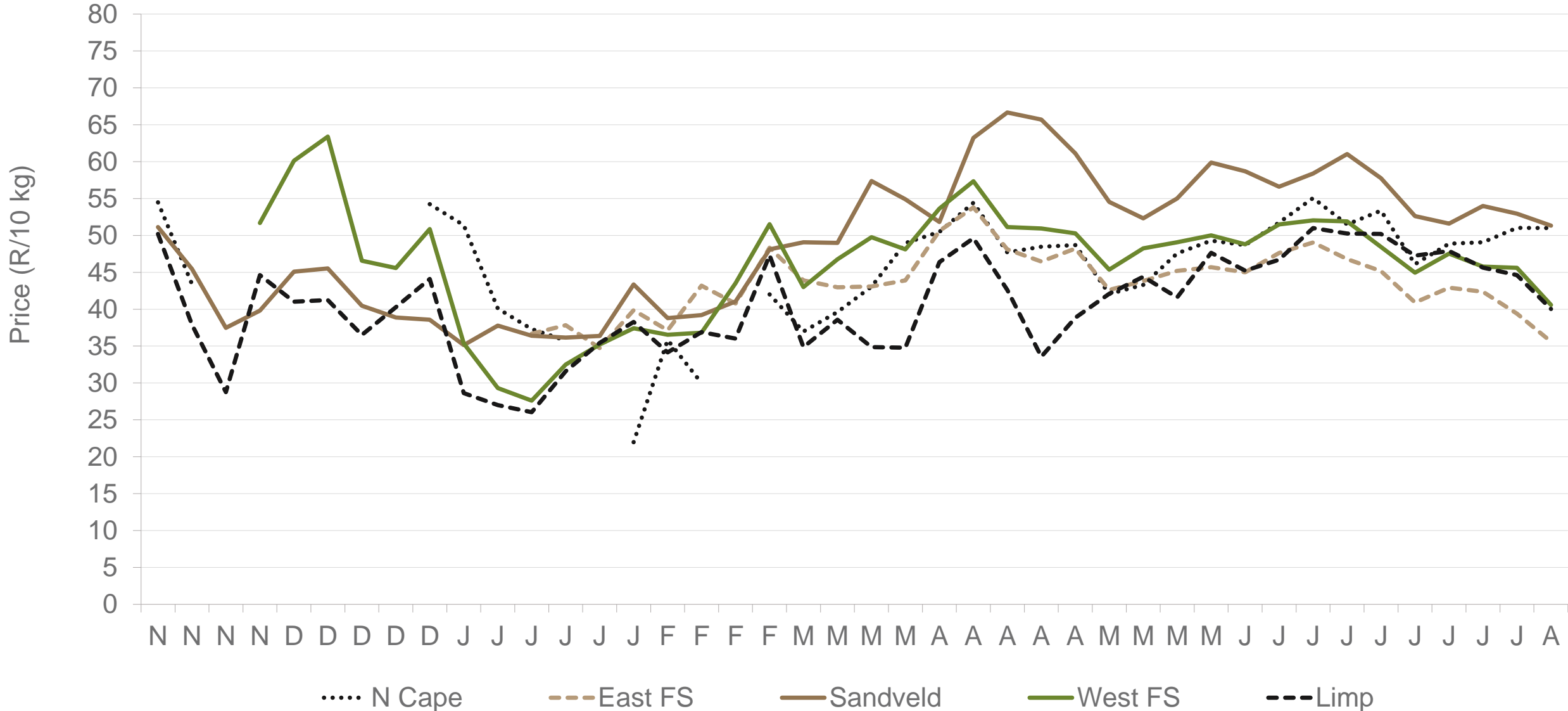


# JHB market daily : Top 10% versus Bottom 10% prices – Class 1 Medium (Since January 2022)



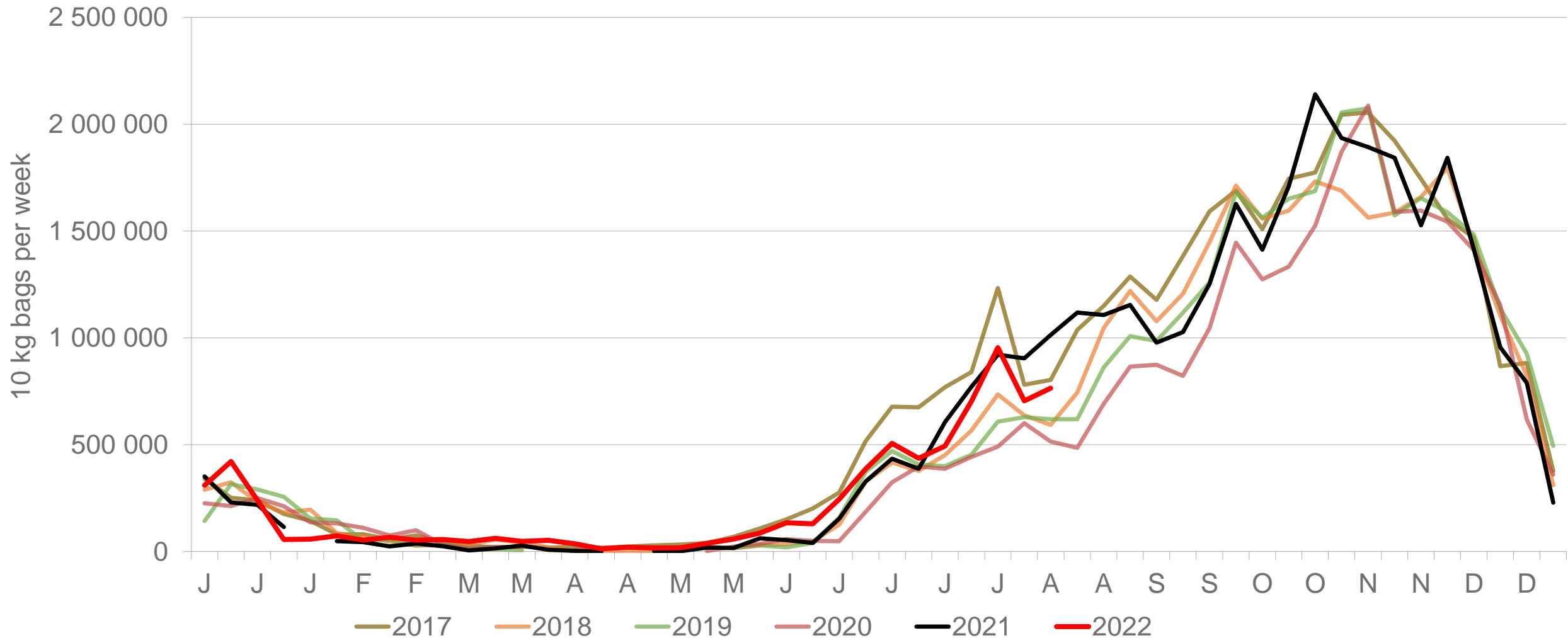
Data disclaimer: Potatoes SA does not take responsibility for the accuracy or interpretation of company data re-purposed by 3rd parties

# Average Class 1 Medium prices in regions



Data disclaimer: Potatoes SA does not take responsibility for the accuracy or interpretation of company data re-purposed by 3rd parties

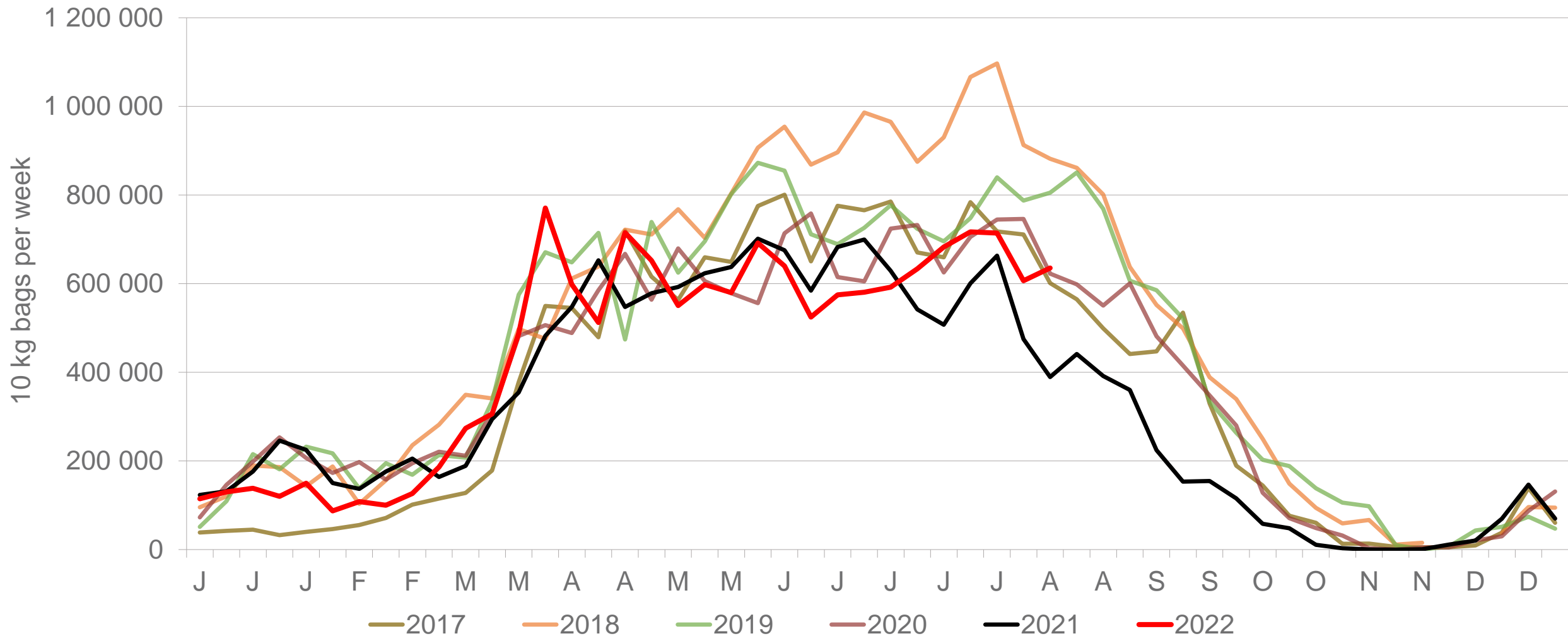
# Limpopo: Amount of 10 kg bags per week sold on FPMs (all classes)



Sold 822 827 bags more than the **5-year average** (2017 to 2022) of the first 33 weeks of each year.

*Data disclaimer: Potatoes SA does not take responsibility for the accuracy or interpretation of company data re-purposed by 3rd parties*

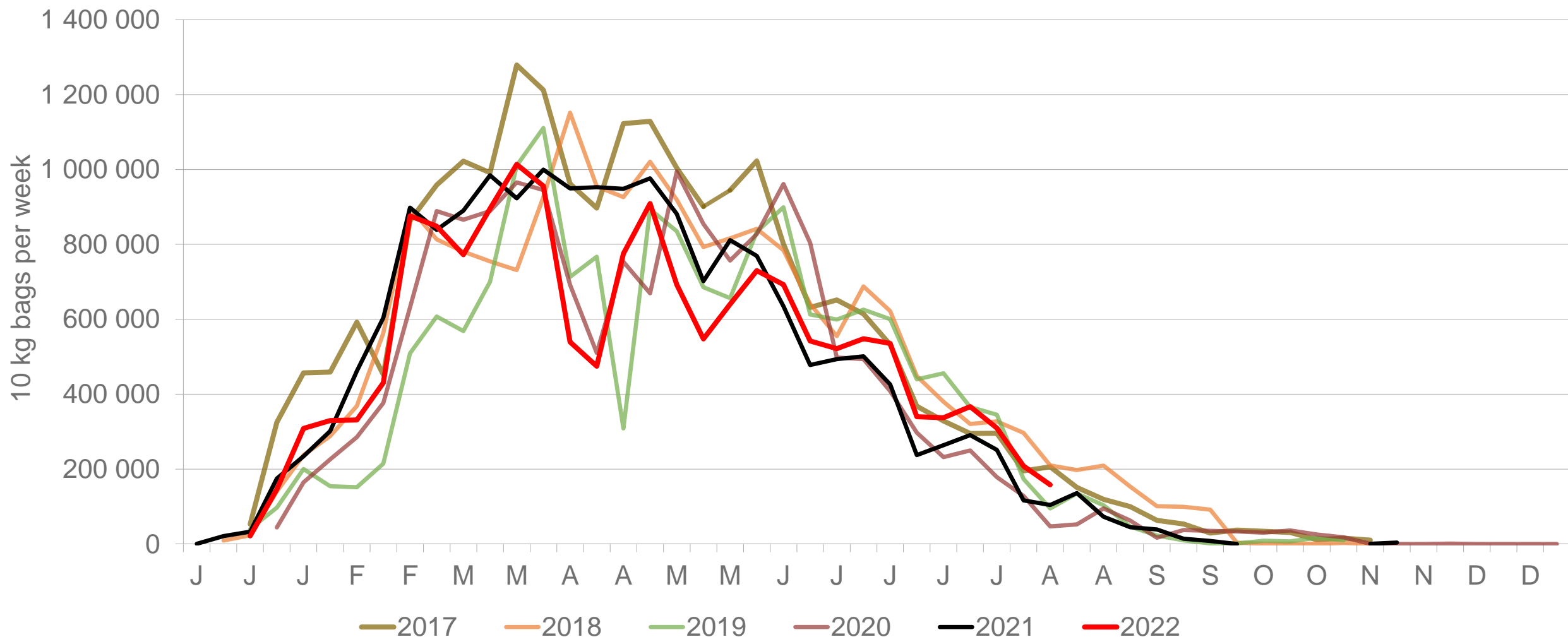
# Western Free State : Amount of 10 kg bags per week sold on FPMs (all classes)



Sold 1 477 707 bags **less** than the **5-year average** (2017 to 2022) of the first 33 weeks of each year.

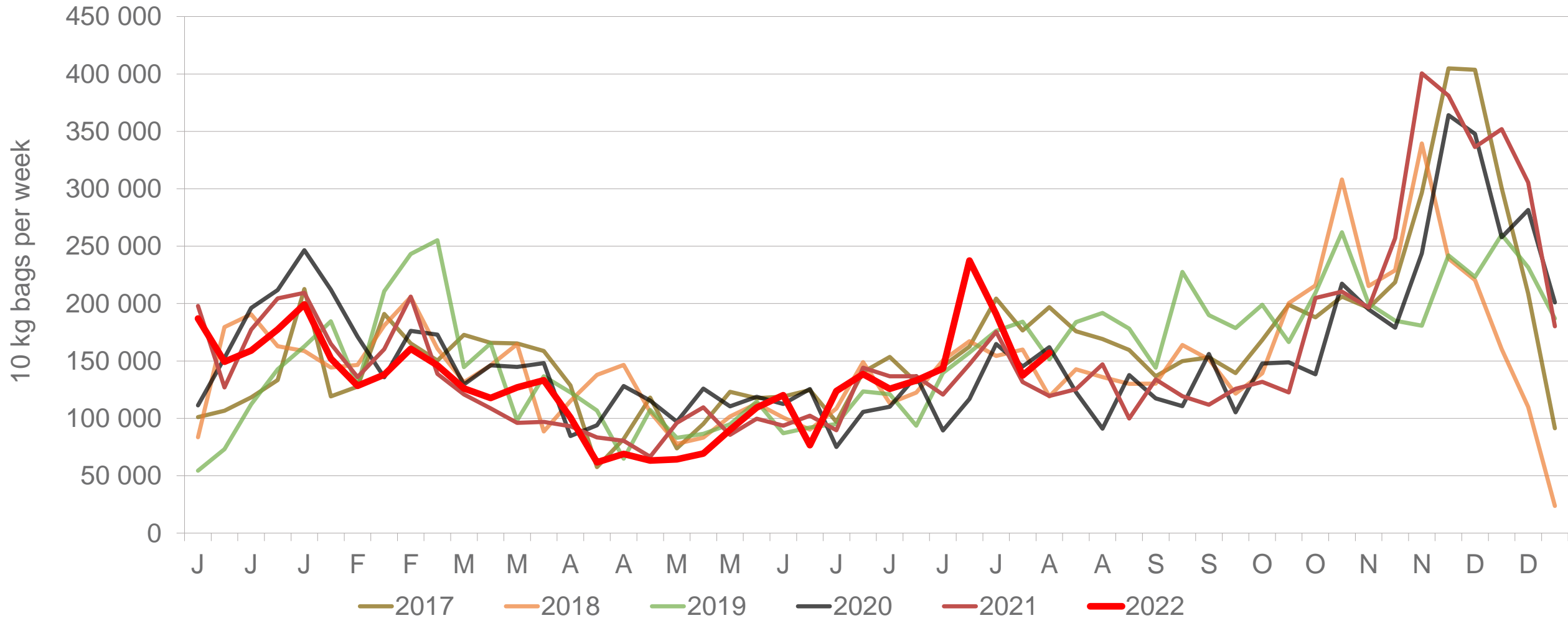


# Eastern Free State: Amount of 10 kg bags per week sold on FPMs (all classes)



Sold 1 573 126 bags **less** than the **5-year average** (2017 to 2022) of the first 33 weeks of each year.

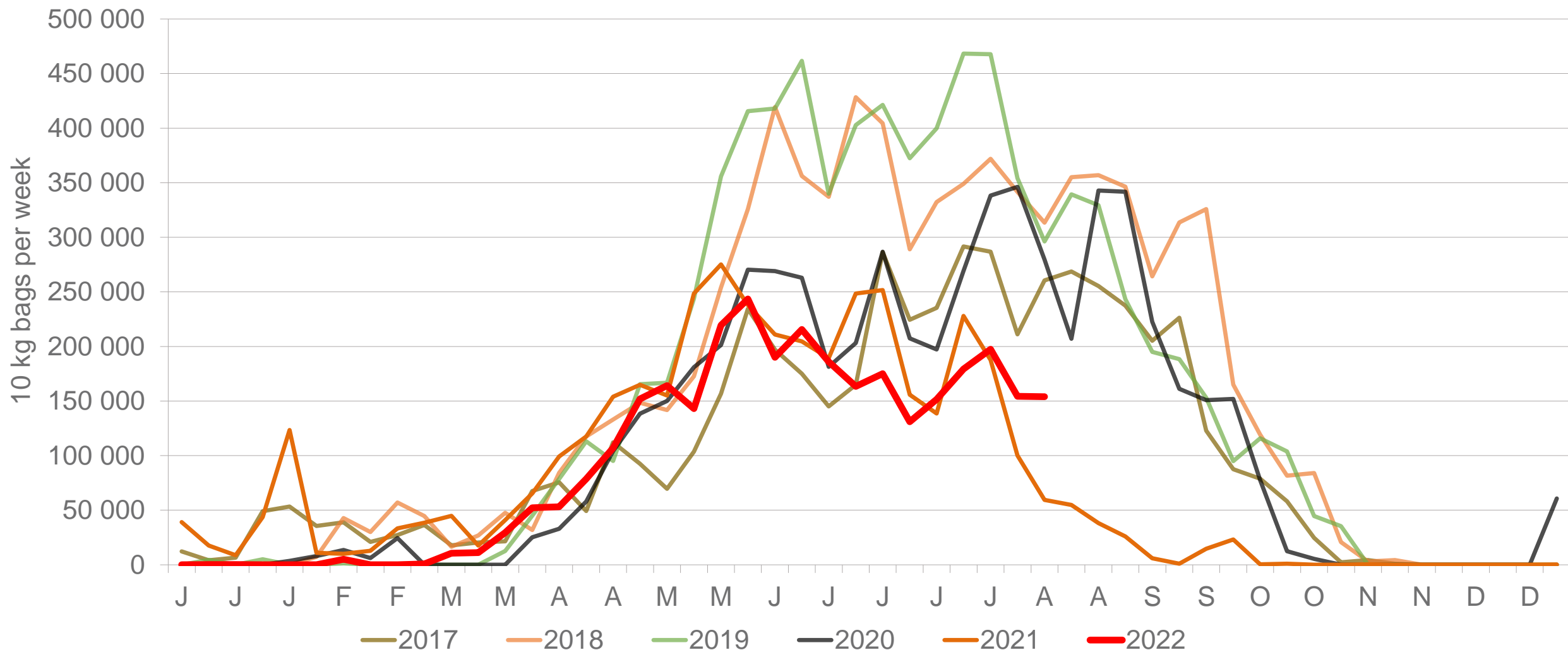
# Sandveld: Amount of 10 kg bags per week sold on FPMs (all classes)



Sold 115 177 bags **less** than the **5-year average** (2017 to 2022) of the first 33 weeks of each year.

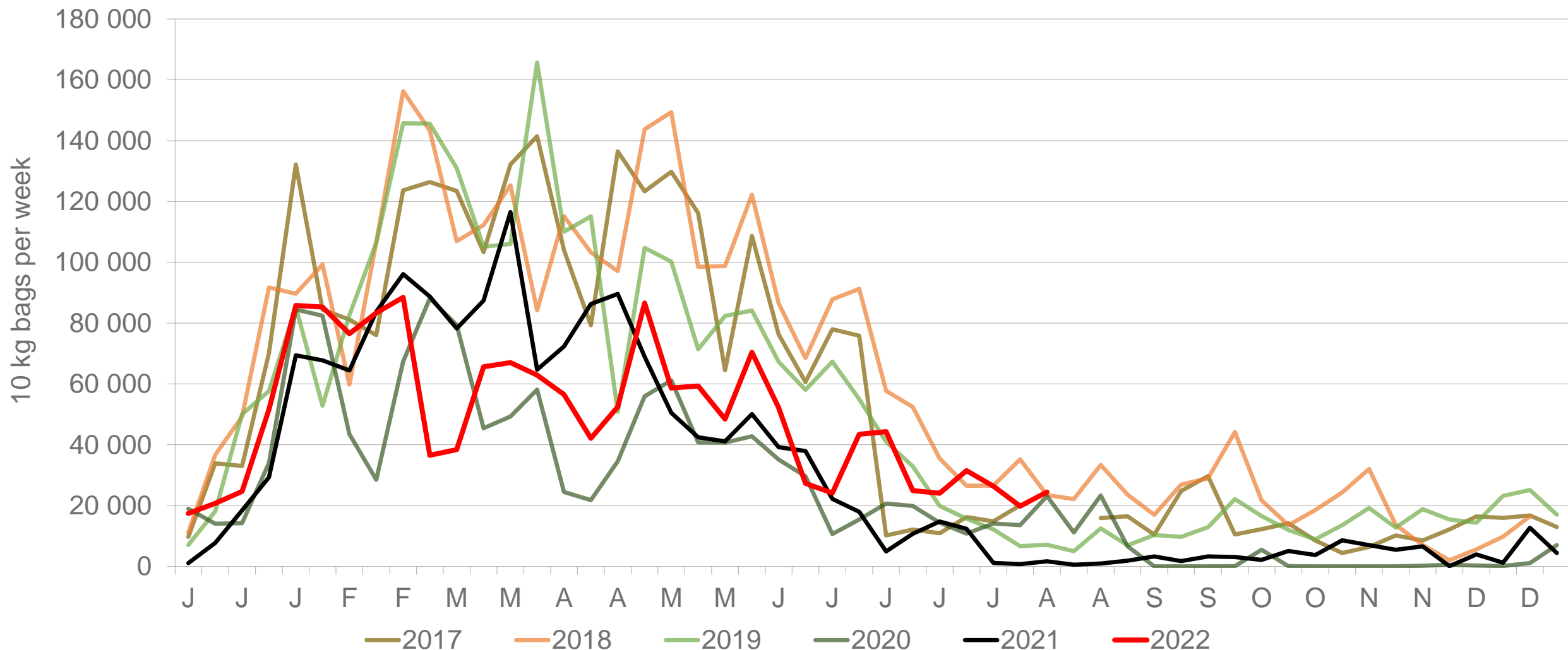
*Data disclaimer: Potatoes SA does not take responsibility for the accuracy or interpretation of company data re-purposed by 3rd parties*

# Northern Cape: Amount of 10 kg bags per week sold on FPMs (all classes)



Sold 1 532 825 bags **less** than the **5-year average** (2017 to 2022) of the first 33 weeks of each year.

# North Eastern Cape: Amount of 10 kg bags per week sold on FPMs (all classes)



Sold 466 063 bags **less** than the **5-year average** (2017 to 2022) of the first 33 weeks of each year.

*Data disclaimer: Potatoes SA does not take responsibility for the accuracy or interpretation of company data re-purposed by 3rd parties*

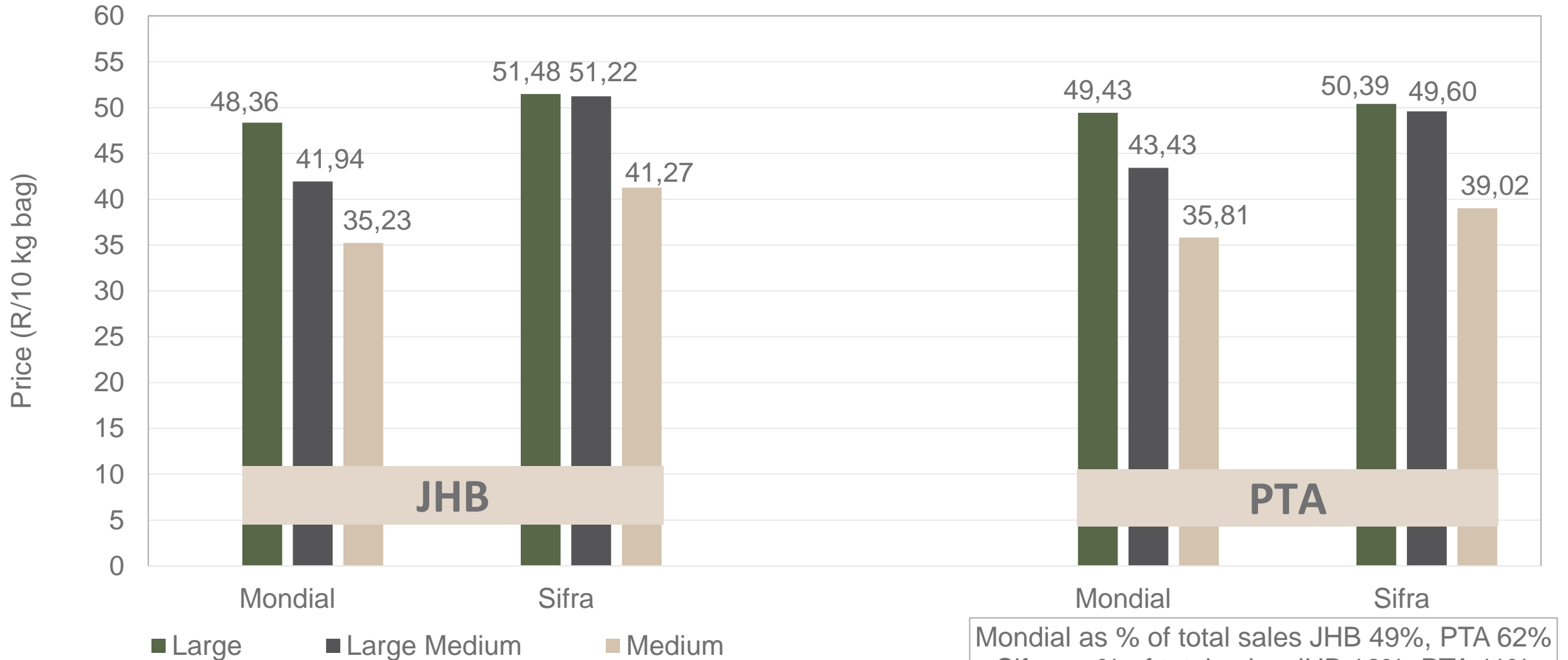
# Average weekly prices and volumes for 10 kg bags of potatoes sold on selected markets from selected production regions



Klas & Grootte	Limpopo						Western Free State				Eastern Free State				Sandveld		Northern Cape				All Regions	
	JOH		PRE		DUR		JOH		PRE		JOH		PRE		CAP		JOH		CAP		All Markets	
	Volume	Prices	Volume	Prices	Volume	Prices	Volume	Prices	Volume	Prices	Volume	Prices	Volume	Prices	Volume	Prices	Volume	Prices	Volume	Prices	Volume	Prices
	10kg	R/10kg	10kg	R/10kg	10kg	R/10kg	10kg	R/10kg	10kg	R/10kg	10kg	R/10kg	10kg	R/10kg	10kg	R/10kg	10kg	R/10kg	10kg	R/10kg	10kg	R/10kg
1L	93 398	50,00	56 201	49,92	3 419	54,53	36 581	45,37	21 174	46,89	17 722	40,33	5 992	46,13	20 898	53,88	14 833	43,74	3 287	53,63	381 729	48,47
1L/M	105 970	43,72	45 076	44,26	7 191	49,96	56 355	40,96	29 233	44,83	10 859	35,97	5 965	40,33	32 320	52,53	8 671	57,87	3 840	50,67	431 346	45,11
1M	85 399	37,36	30 593	36,52	14 011	45,15	58 643	37,33	26 532	38,37	10 609	30,95	4 676	33,90	41 654	51,06	2 338	42,35	1 520	48,11	396 935	40,50
1S	27 474	22,58	7 490	22,22	13 421	30,87	7 920	21,81	2 060	24,40	2 116	19,62	499	19,68	13 765	42,44	440	11,59	-	-	102 842	27,79
1S/M	31 225	28,61	9 462	30,37	3 927	39,05	19 426	26,52	6 673	28,08	1 905	28,60	1 008	29,42	3 221	42,81	1 021	30,79	14	45,00	123 663	31,44
1XL	11 898	26,21	-	-	-	-	5 869	23,62	-	-	663	38,99	-	-	-	-	1 300	30,97	-	-	19 736	26,19
1XS	-	-	-	-	-	-	-	-	-	-	-	-	-	-	-	-	-	-	-	-	-	-
1XXS	550	50,13	-	-	-	-	110	12,14	-	-	-	-	-	-	-	-	-	-	-	-	660	43,80
2L	17 197	42,73	7 686	45,63	610	51,79	7 884	41,52	6 029	42,50	4 305	37,65	3 199	38,20	8 587	49,03	10 688	37,35	3 410	47,97	116 601	41,44
2L/M	15 076	35,10	8 137	38,24	440	45,00	12 451	35,82	9 601	39,29	2 060	32,18	1 129	36,05	9 241	48,31	2 517	36,72	3 270	44,97	106 385	38,20
2M	11 973	29,07	5 059	33,69	842	40,88	11 331	33,07	5 860	34,13	100	24,40	1 223	31,37	8 325	44,19	1 276	31,42	690	43,27	95 544	32,64
2S	4 063	17,71	803	22,16	324	31,76	2 233	17,58	1 061	18,93	110	14,00	10	25,00	1 623	36,46	413	23,14	-	-	20 371	23,07
2S/M	2 896	25,21	740	26,80	770	24,29	1 448	22,04	2 320	29,02	361	30,95	795	26,08	437	35,50	-	-	-	-	21 859	28,69
2XL	50	42,00	-	-	-	-	874	40,05	-	-	1 897	40,27	-	-	-	-	-	-	-	-	2 821	40,23
2XS	-	-	-	-	-	-	40	50,00	-	-	-	-	-	-	-	-	-	-	-	-	1 090	14,07
2XXS	-	-	-	-	-	-	-	-	-	-	-	-	-	-	-	-	-	-	-	-	-	-
3L	2 082	37,02	2 095	35,70	-	-	2 875	25,36	2 014	34,34	647	28,27	1 897	30,89	999	36,70	5 501	31,61	3 520	34,22	38 324	32,13
3L/M	3 485	30,24	1 302	32,93	220	33,98	3 136	26,81	9 990	31,34	-	-	175	34,00	770	36,30	463	27,73	2 640	32,83	23 929	31,66
3M	6 585	24,47	2 779	27,95	-	-	8 946	21,09	3 253	24,49	343	21,37	2 014	22,18	1 241	36,03	178	24,19	110	30,00	46 985	25,00
3S/M	1 394	16,23	441	22,61	-	-	339	4,97	529	21,06	-	-	-	-	-	-	330	14,89	550	29,60	5 827	17,63
3XS	-	-	-	-	-	-	-	-	-	-	-	-	-	-	-	-	-	-	-	-	-	-
3XXS	-	-	-	-	-	-	-	-	-	-	-	-	-	-	-	-	-	-	-	-	-	-
4L	-	-	-	-	-	-	-	-	-	-	-	-	110	35,95	220	48,00	-	-	-	-	1 245	32,29
4L/M	-	-	-	-	-	-	-	-	110	20,22	-	-	-	-	-	-	-	-	110	28,00	485	25,01
4M	-	-	-	-	-	-	-	-	-	-	-	-	-	-	330	40,00	-	-	-	-	3 352	24,10
4S	-	-	-	-	-	-	-	-	-	-	-	-	-	-	-	-	-	-	-	-	-	-
4S/M	-	-	-	-	-	-	-	-	-	-	-	-	-	-	-	-	-	-	-	-	127	8,83
Total	420 825	39,14	181 758	41,40	47 301	40,71	237 891	36,18	119 892	39,27	53 697	35,40	28 692	36,61	152 167	48,15	50 034	41,29	22 961	44,20	1 968 293	39,90

Data disclaimer: Potatoes SA does not take responsibility for the accuracy or interpretation of company data re-purposed by 3rd parties

# PTA & JHB markets: Average Prices - Different Sizes (only 10 kg bags)

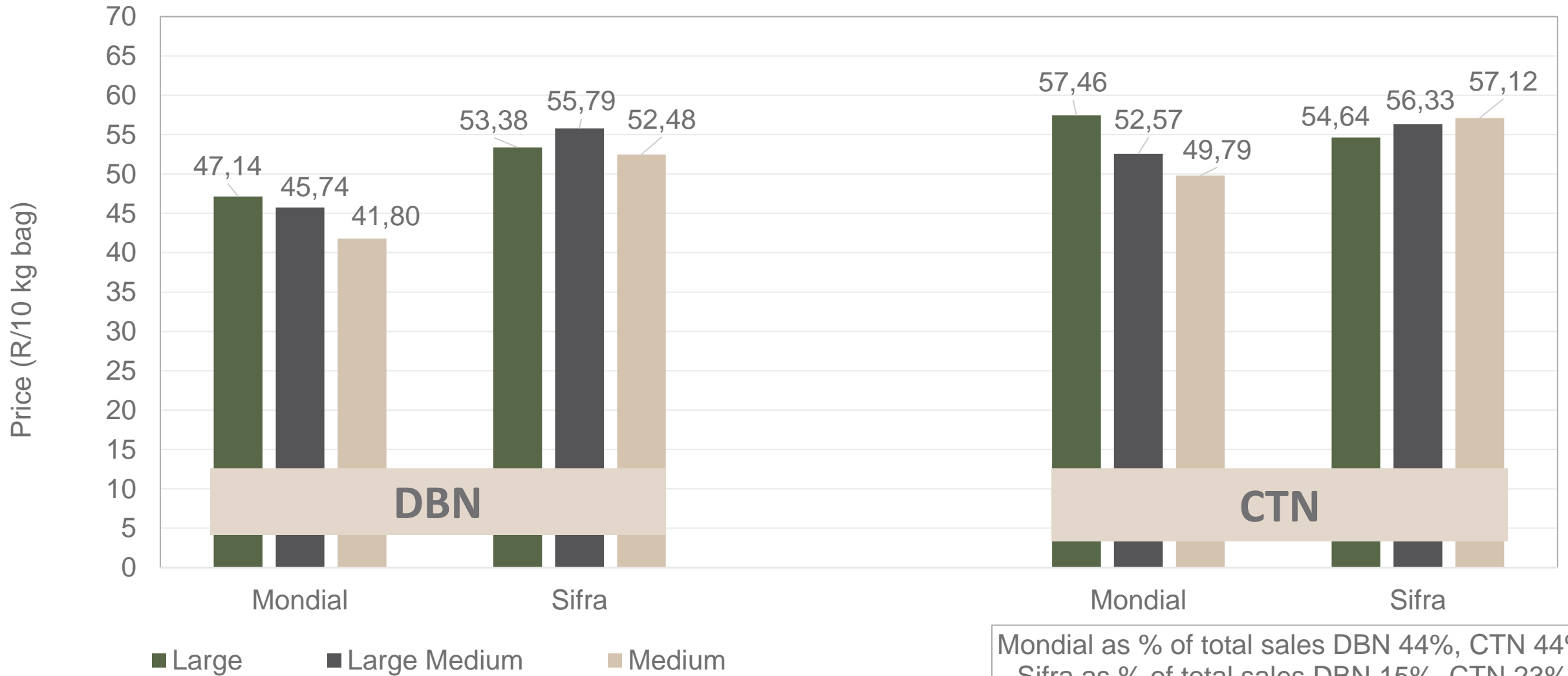


Mondial as % of total sales JHB 49%, PTA 62%  
 Sifra as % of total sales JHB 16%, PTA 11%

Data disclaimer: Potatoes SA does not take responsibility for the accuracy or interpretation of company data re-purposed by 3rd parties



# DBN & CTN markets: Average Prices - Different Sizes (only 10 kg bags)



Mondial as % of total sales DBN 44%, CTN 44%  
 Sifra as % of total sales DBN 15%, CTN 23%

# Hectares planted to date for season 2022 versus 2021

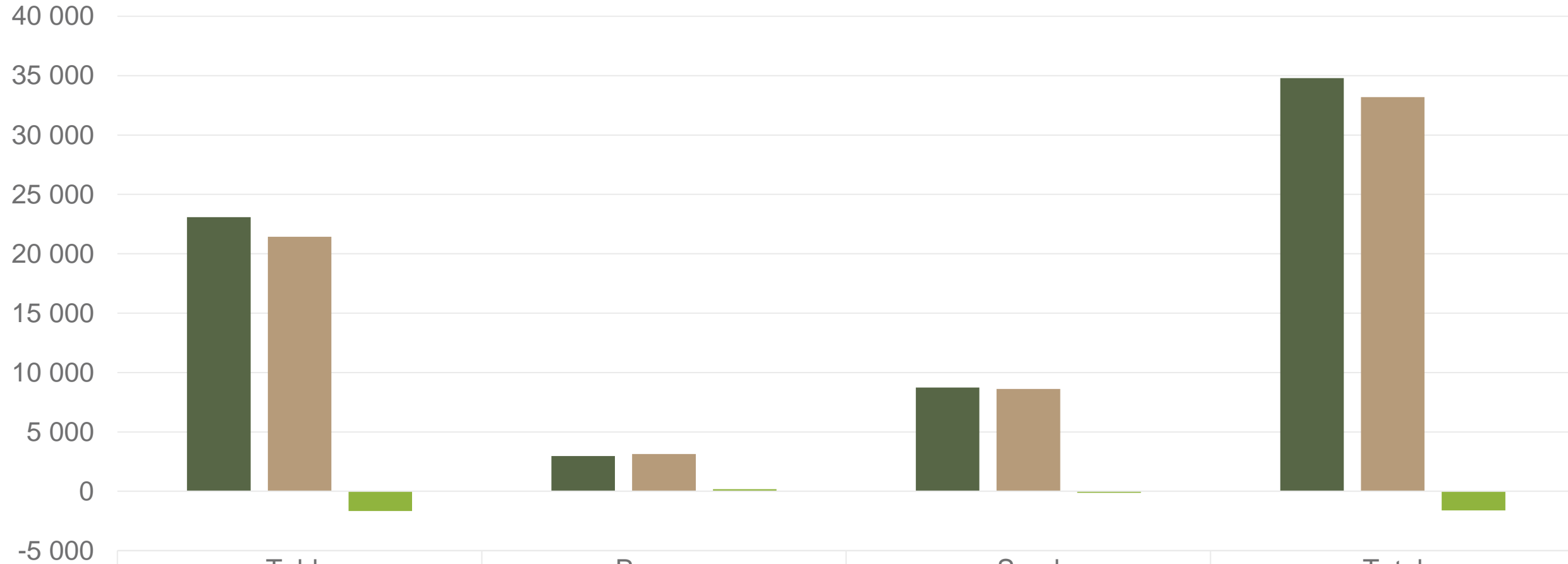


	Table	Process	Seed	Total
2021	23 090	2 964	8 744	34 798
2022	21 425	3 145	8 619	33 189
Changes	-1 665	181	-125	-1 609


Regions finished planting: North West, Eastern Free State, Western Free State, South Western Free State, KZN (summer), North Eastern Cape, Limpopo (early), Sandveld (summer), Ceres, Eastern Cape (summer), Southern Cape and Northern Cape

Data disclaimer: Potatoes SA does not take responsibility for the accuracy or interpretation of company data re-purposed by 3rd parties


# Thank you for your time

Feel free to contact us

 [jano@potatoes.co.za](mailto:jano@potatoes.co.za)  
[dikgetho@potatoes.co.za](mailto:dikgetho@potatoes.co.za)

 +27 (0)12 349 1906

 6 De Havilland Crescent  
Persequor Techno Park  
Persequor Park  
Pretoria

 [www.potatoes.co.za](http://www.potatoes.co.za)



Potatoes  
Aartappels SA