



Weekly Market Information

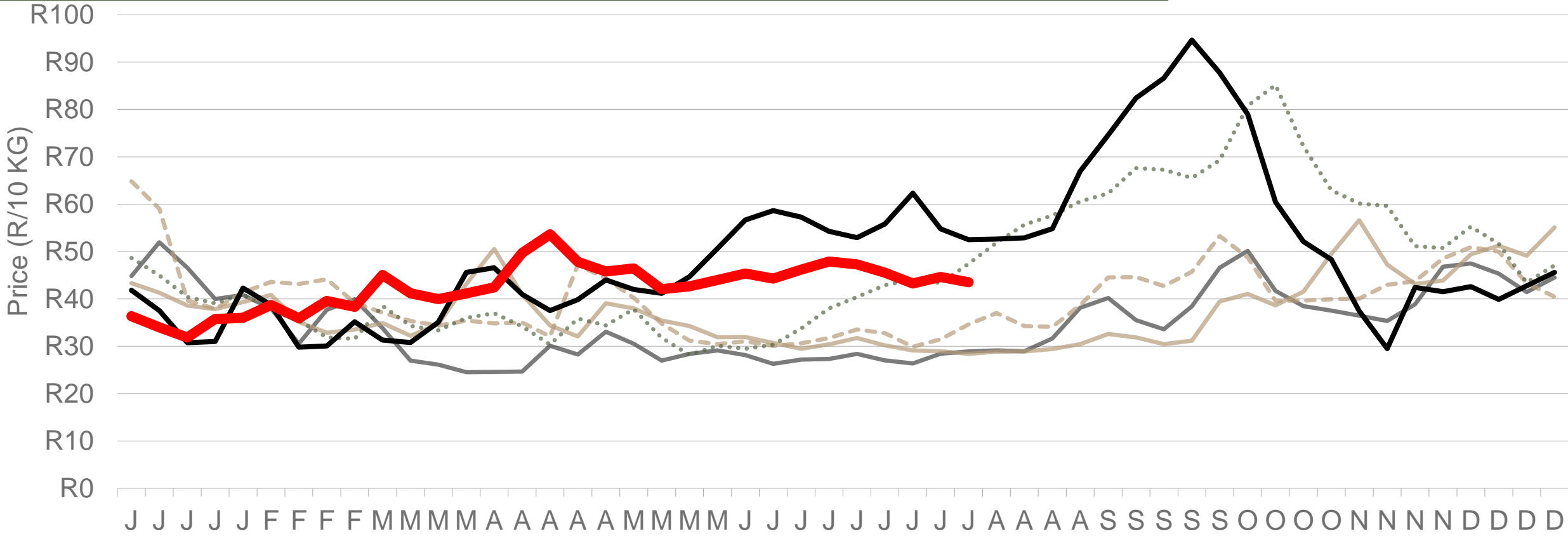
05 August 2022




Potatoes
Aartappels SA

www.potatoes.co.za

Average weekly price – all markets & all classes







— 2017
— 2018

Number of bags sold

6%
(Week on Week)






— 2019
— 2020
— 2021
— 2022

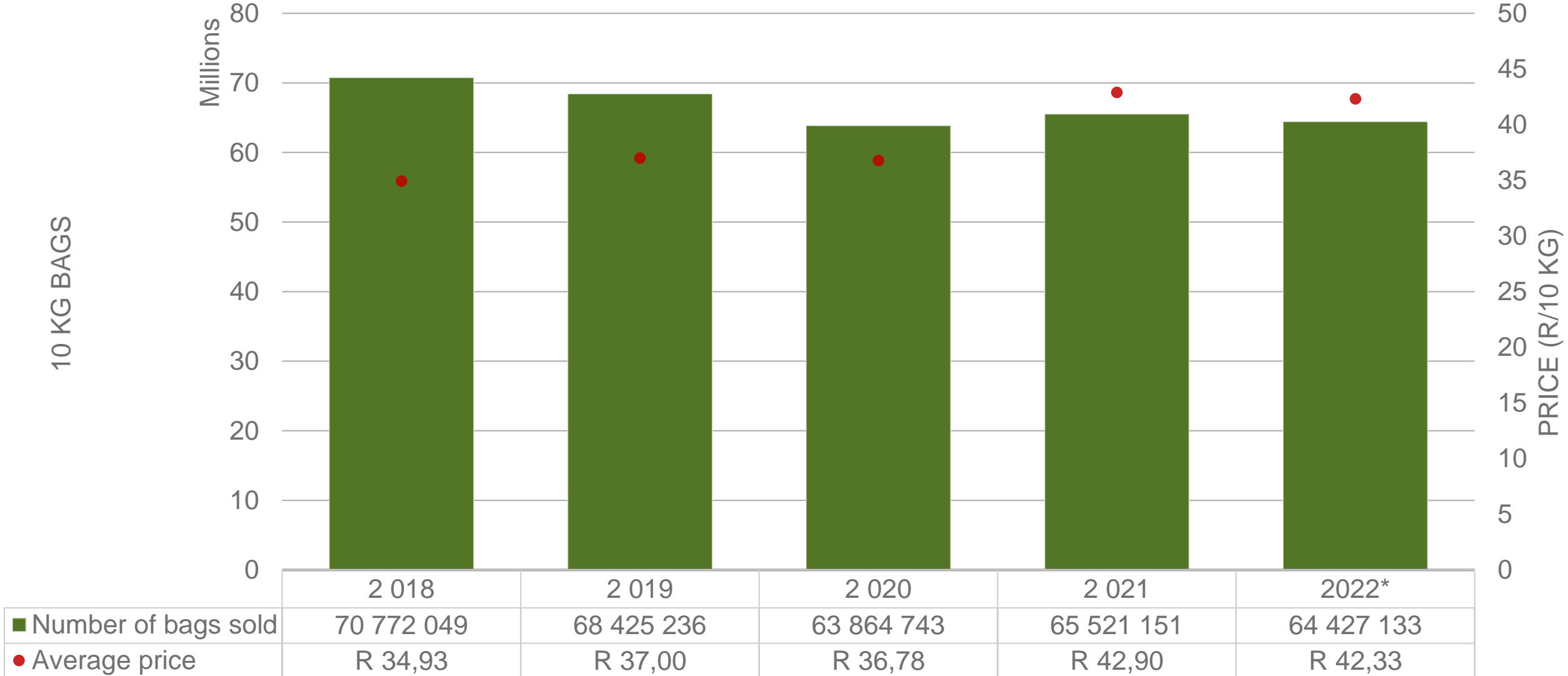
Average weekly price

2%
(Week on week)



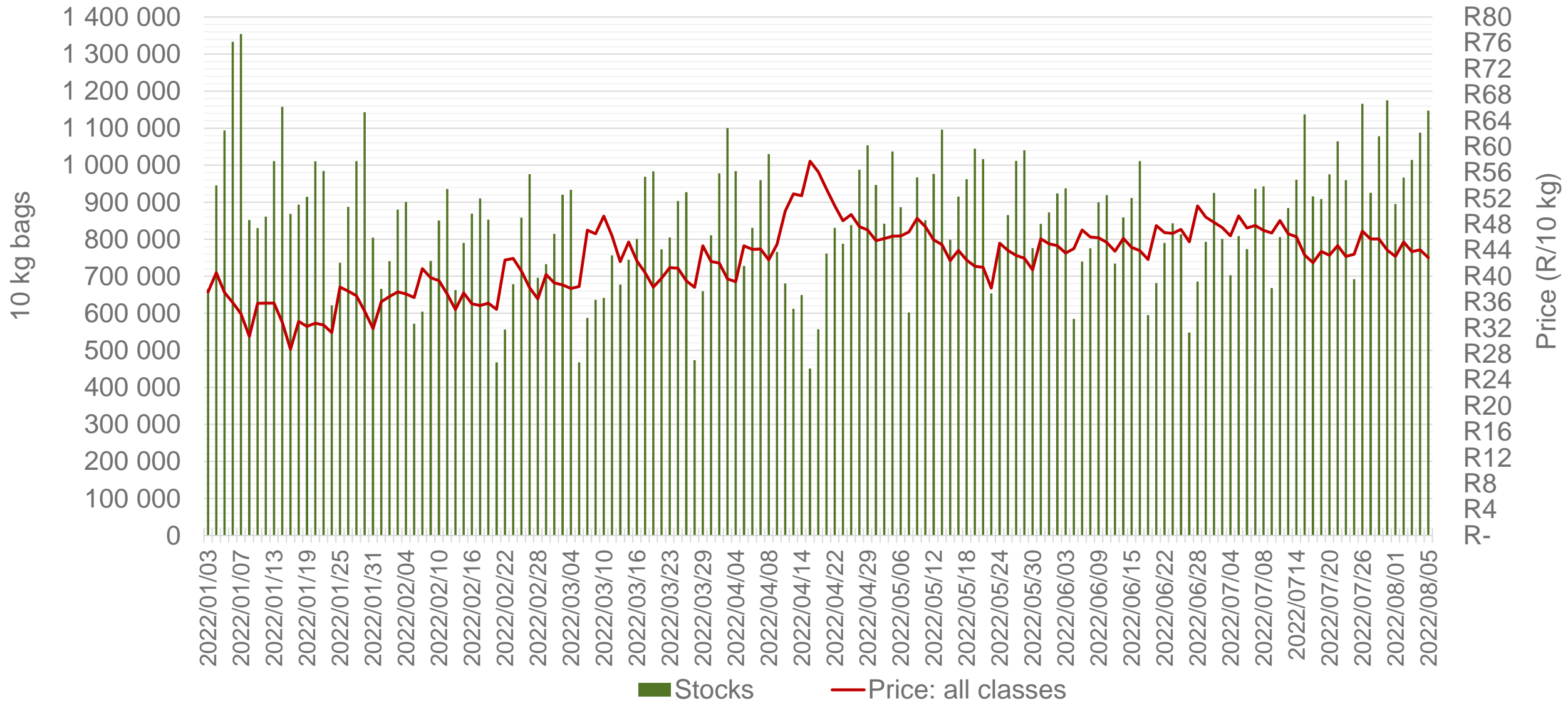
Data disclaimer: Potatoes SA does not take responsibility for the accuracy or interpretation of company data re-purposed by 3rd parties

Cumulative total number of 10 kg bags sold on markets: First thirty-one weeks of the year 2022



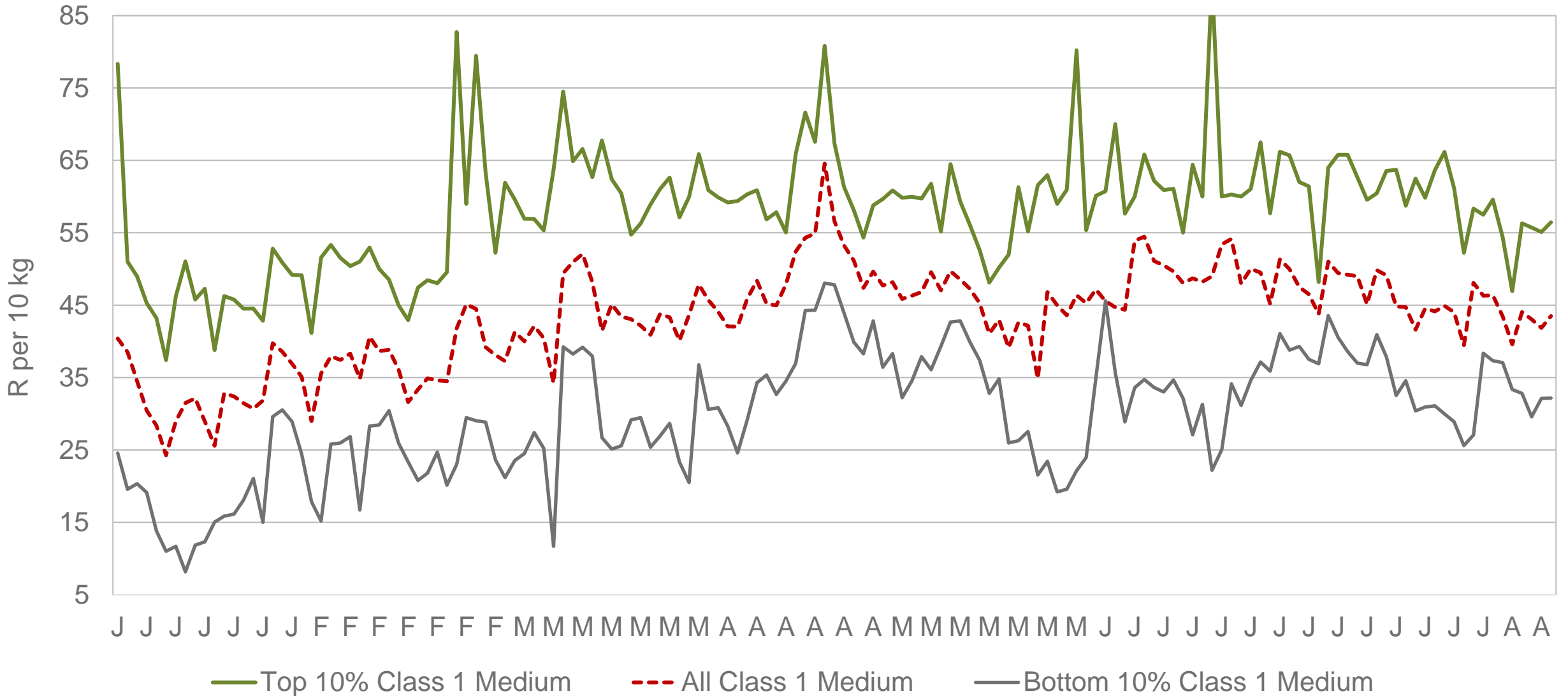
Sold 3 257 334 bags **less** than the **5-year average** (2018 to 2022) of the first 31 weeks of each year.

RSA daily Price versus Daily Available stocks (all classes & all sizes)



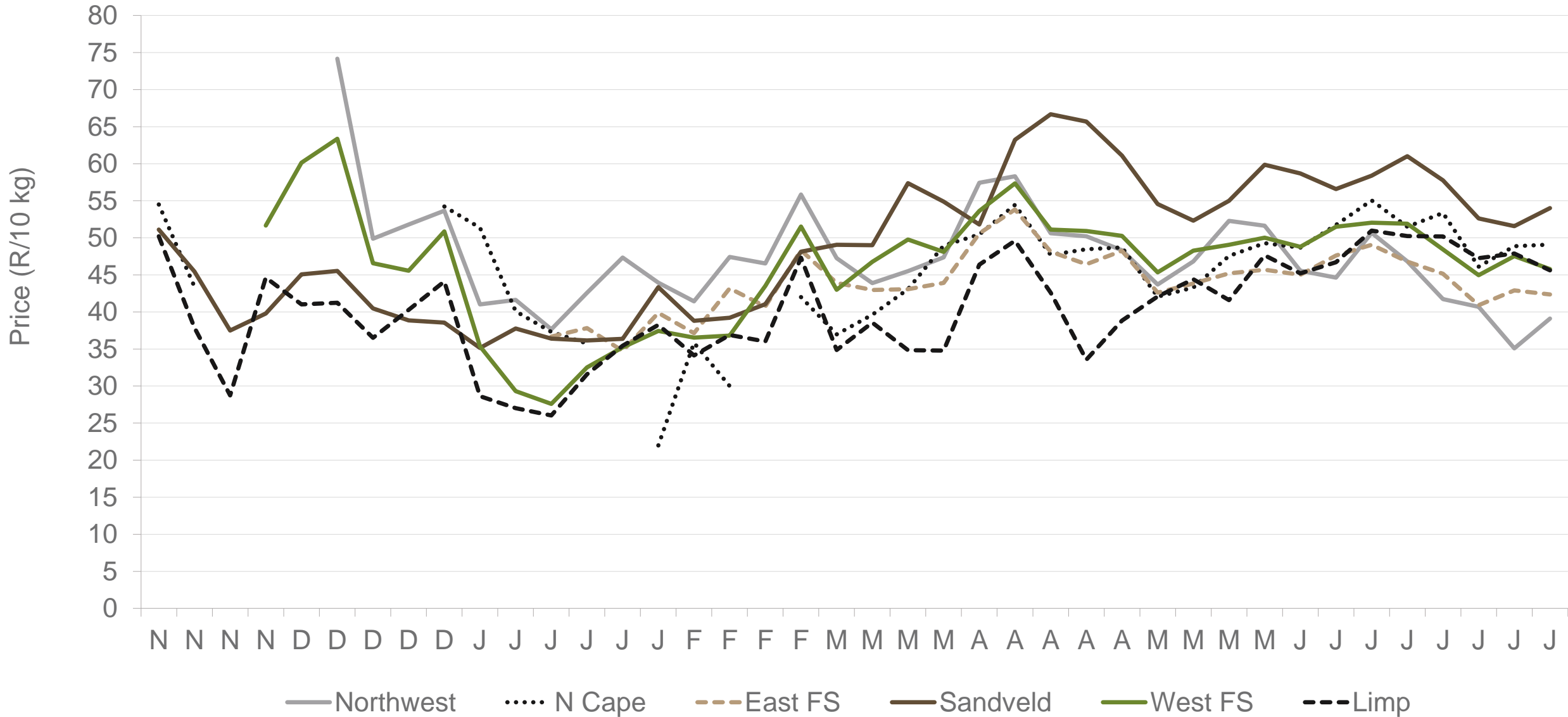
Data disclaimer: Potatoes SA does not take responsibility for the accuracy or interpretation of company data re-purposed by 3rd parties

JHB market daily : Top 10% versus Bottom 10% prices – Class 1 Medium (Since January 2022)



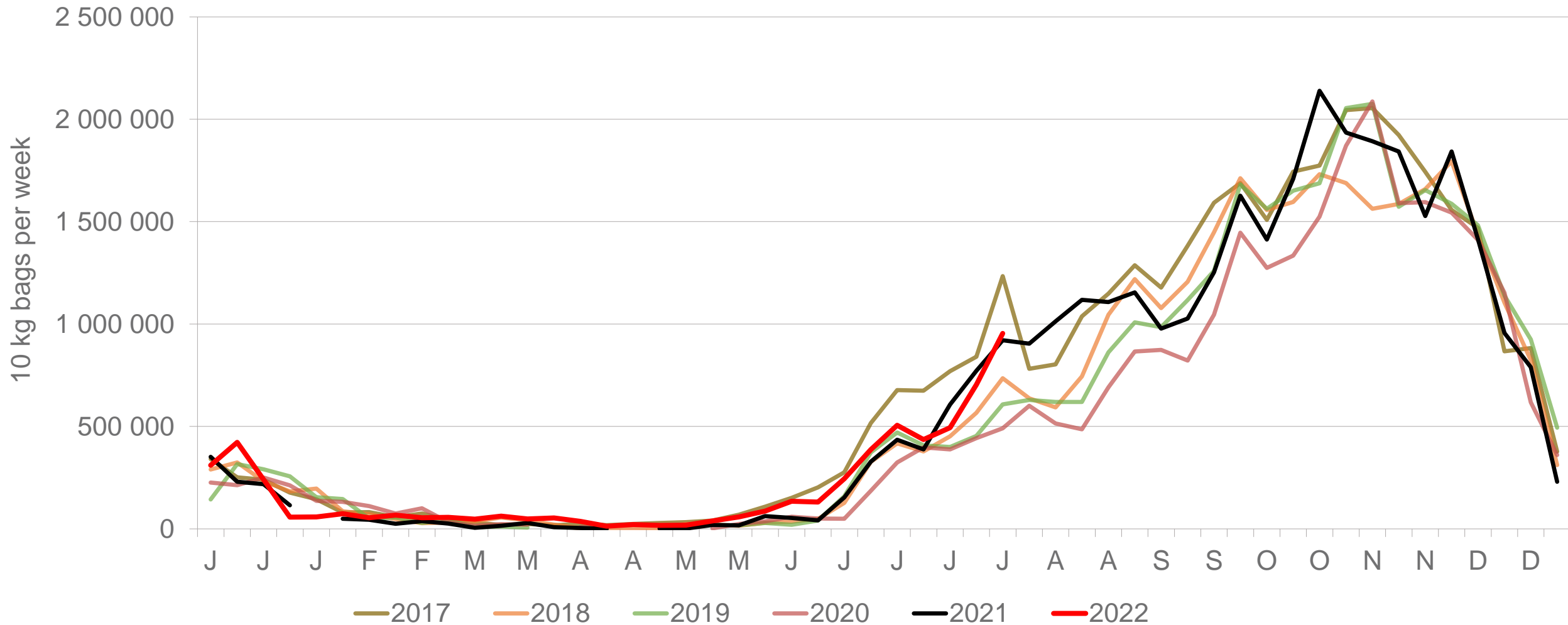
Data disclaimer: Potatoes SA does not take responsibility for the accuracy or interpretation of company data re-purposed by 3rd parties

Average Class 1 Medium prices in regions



Data disclaimer: Potatoes SA does not take responsibility for the accuracy or interpretation of company data re-purposed by 3rd parties

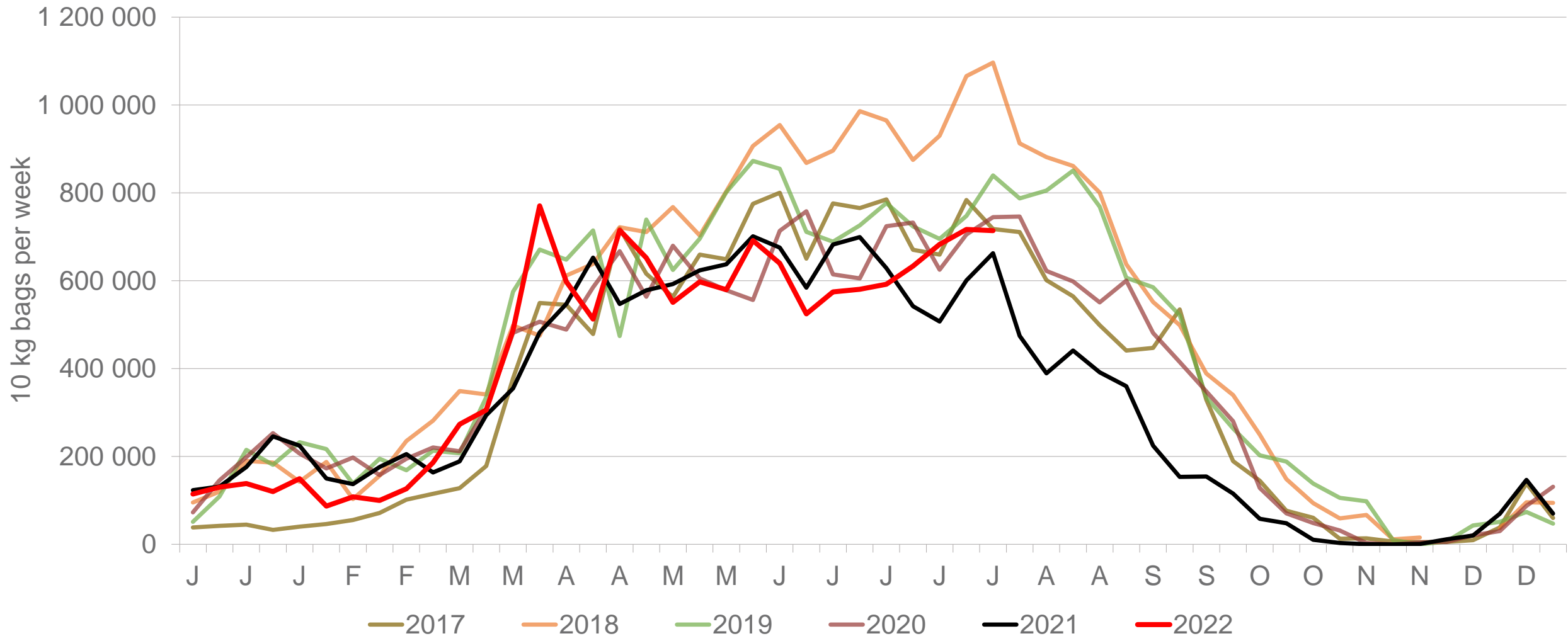
Limpopo: Amount of 10 kg bags per week sold on FPMs (all classes)



Sold 771 884 bags more than the **5-year average** (2017 to 2022) of the first 31 weeks of each year.

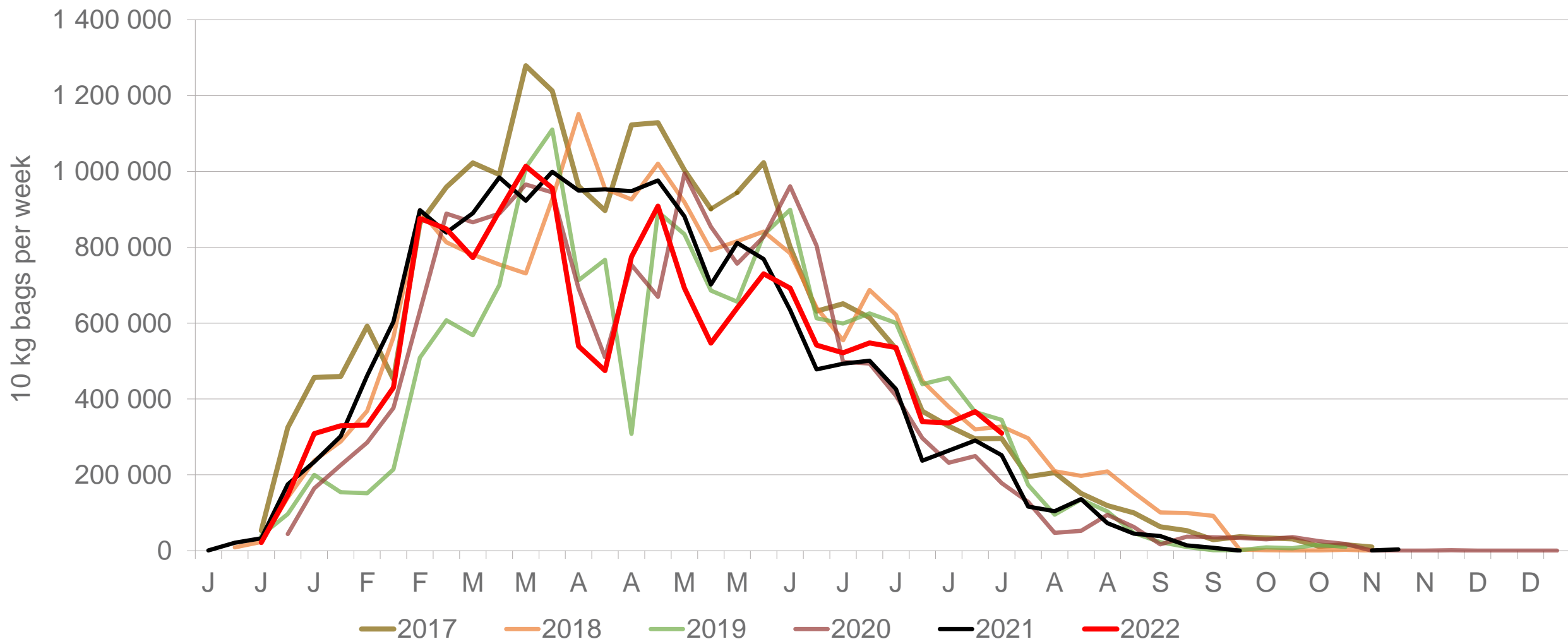
Data disclaimer: Potatoes SA does not take responsibility for the accuracy or interpretation of company data re-purposed by 3rd parties

Western Free State : Amount of 10 kg bags per week sold on FPMs (all classes)



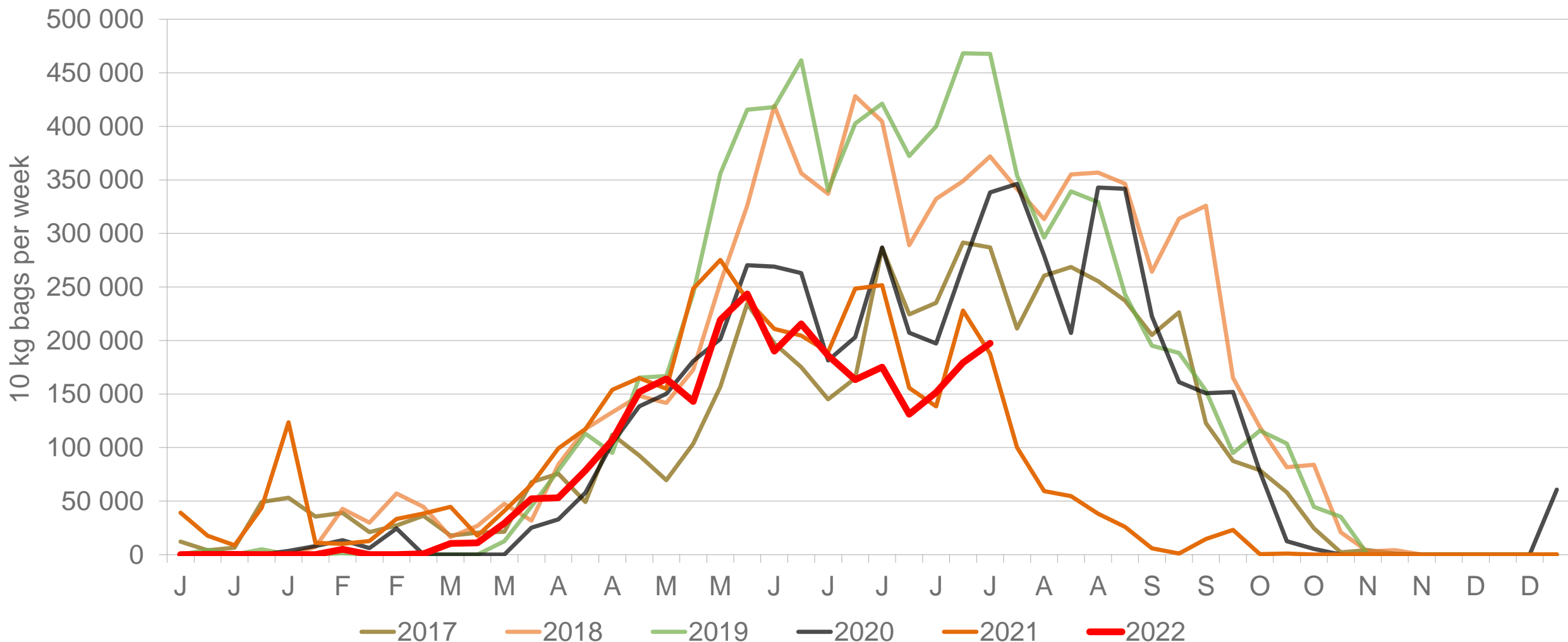
Sold 1 333 143 bags **less** than the **5-year average** (2017 to 2022) of the first 31 weeks of each year.

Eastern Free State: Amount of 10 kg bags per week sold on FPMs (all classes)



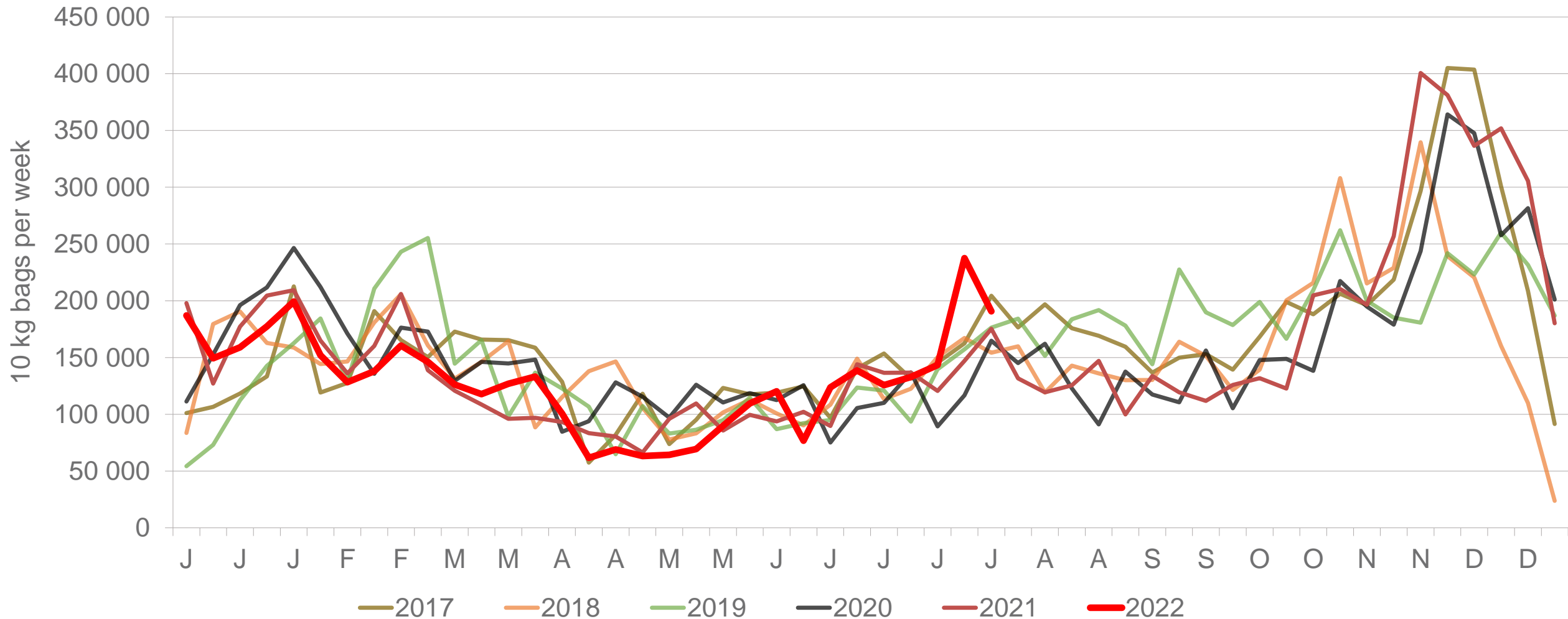
Sold 1 624 926 bags less than the **5-year average** (2017 to 2022) of the first 31 weeks of each year.

Northern Cape: Amount of 10 kg bags per week sold on FPMs (all classes)



Sold 1 328 651 bags **less** than the **5-year average** (2017 to 2022) of the first 31 weeks of each year.

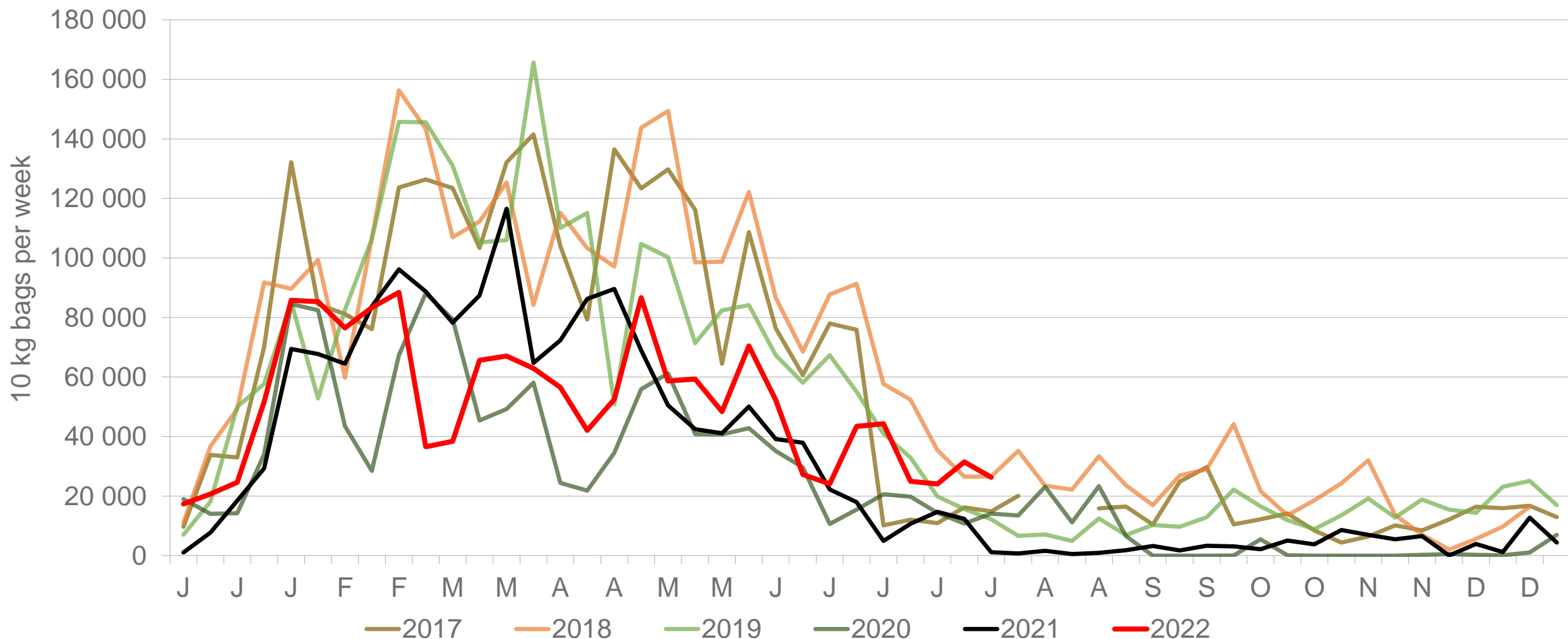
Sandveld: Amount of 10 kg bags per week sold on FPMs (all classes)



Sold 100 344 bags **less** than the **5-year average** (2017 to 2022) of the first 31 weeks of each year.

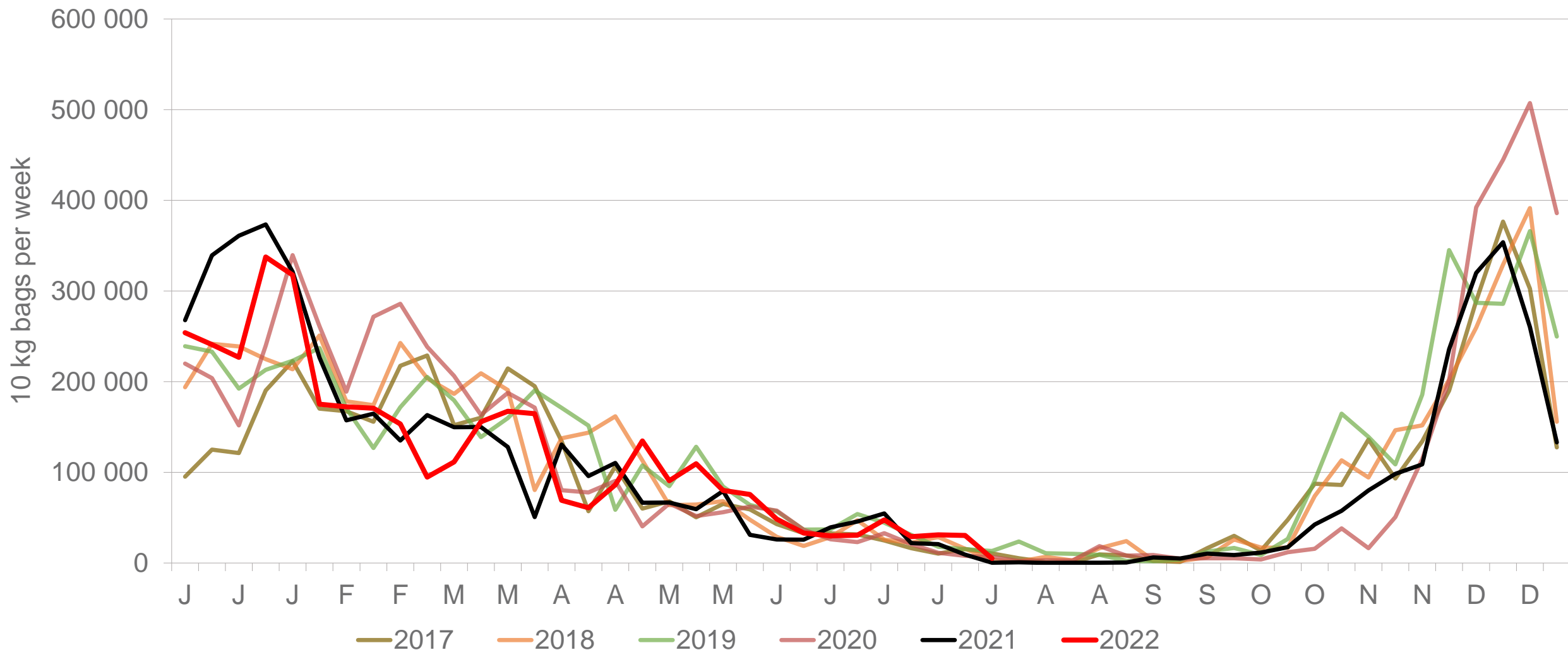
Data disclaimer: Potatoes SA does not take responsibility for the accuracy or interpretation of company data re-purposed by 3rd parties

North Eastern Cape: Amount of 10 kg bags per week sold on FPMs (all classes)



Sold 484 032 bags **less** than the **5-year average** (2017 to 2022) of the first 31 weeks of each year.

KwaZulu-Natal: Amount of 10 kg bags per week sold on FPMs (all classes)



Sold 789 bags more than the **5-year average** (2017 to 2022) of the first 31 weeks of each year.

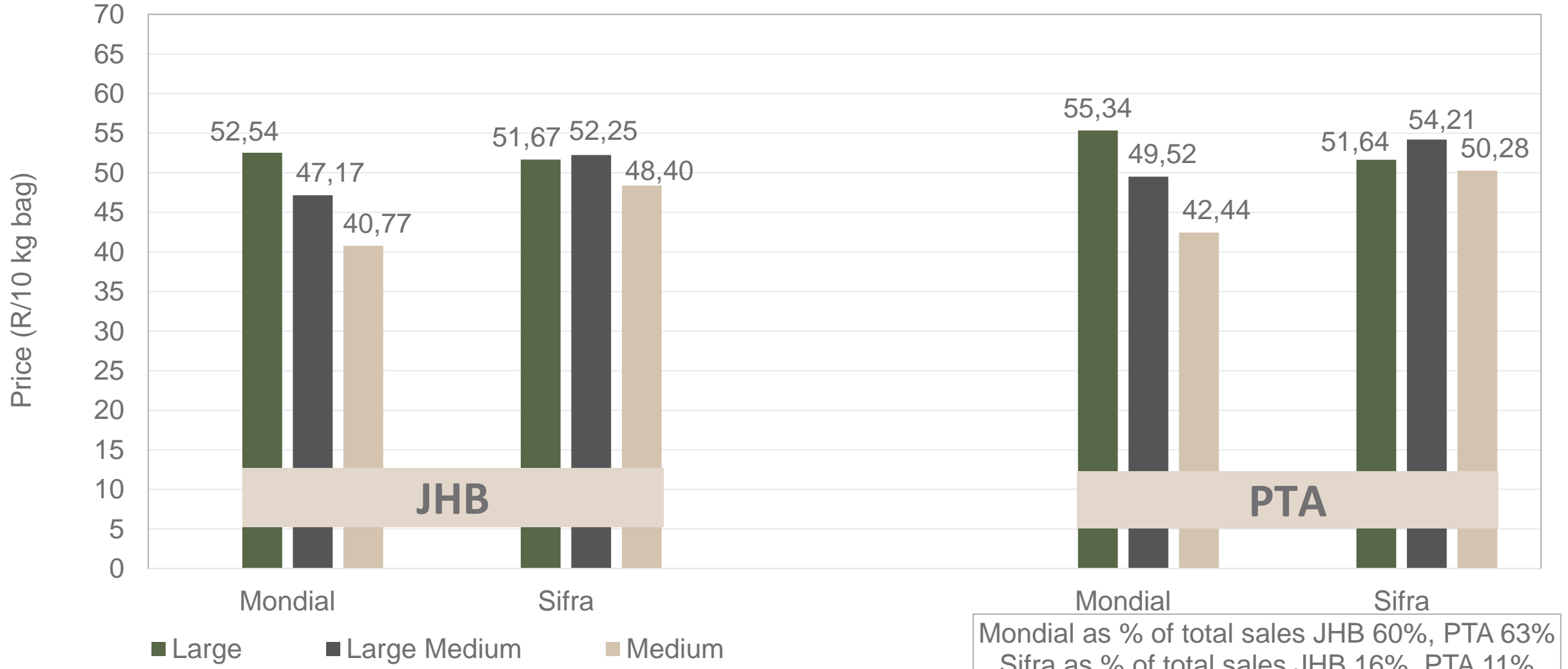
Average weekly prices and volumes for 10 kg bags of potatoes sold on selected markets from selected production regions



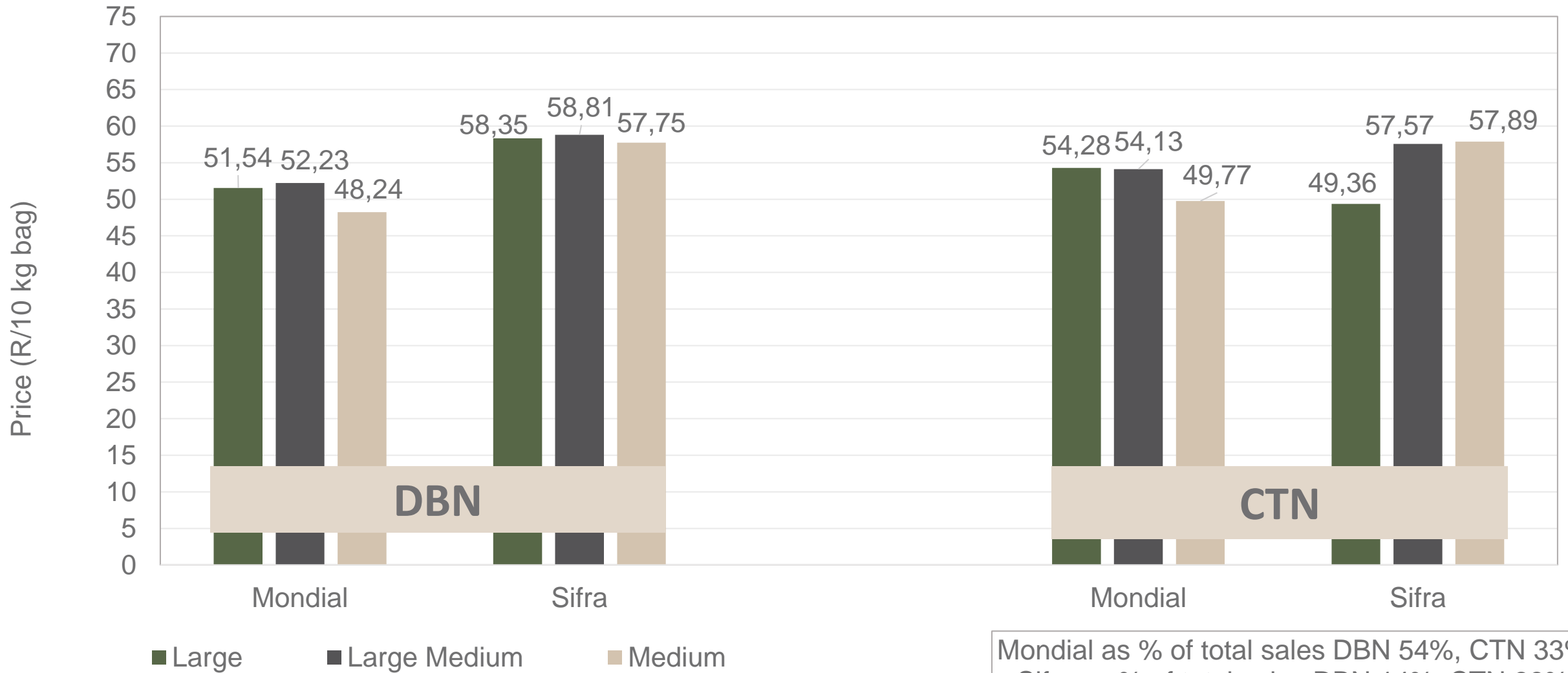
Klas & Grootte	Limpopo						Western Free State						Eastern Free State						Northern Cape						Sandveld		All Regions	
	JOH		PRE		DUR		JOH		PRE		JOH		PRE		JOH		CAP		CAP		All Markets							
	Volume 10kg	Prices R/10kg	Volume 10kg	Prices R/10kg	Volume 10kg	Prices R/10kg	Volume 10kg	Prices R/10kg	Volume 10kg	Prices R/10kg	Volume 10kg	Prices R/10kg	Volume 10kg	Prices R/10kg	Volume 10kg	Prices R/10kg	Volume 10kg	Prices R/10kg	Volume 10kg	Prices R/10kg	Volume 10kg	Prices R/10kg						
1L	116 751	53,29	54 901	55,27	4 997	59,11	39 489	50,50	23 783	52,01	30 423	47,13	11 409	50,30	13 485	47,56	2 829	50,13	38 299	51,26	452 729	52,13						
1L/M	124 551	48,65	67 419	50,84	11 072	57,35	62 752	47,06	24 927	48,33	22 957	43,55	12 636	44,38	12 048	51,24	2 366	53,35	35 805	54,99	520 343	49,39						
1M	111 612	42,69	39 567	43,72	16 950	53,03	76 184	43,32	28 390	44,07	18 474	38,60	6 677	36,72	11 463	38,87	2 763	50,94	38 673	54,15	498 066	45,37						
1S	41 017	27,01	15 130	25,95	14 863	37,99	9 570	27,23	2 105	27,33	1 867	24,27	1 173	20,79	1 334	21,99	330	40,00	15 425	42,86	147 535	30,77						
1S/M	47 061	35,03	6 886	37,07	4 567	46,06	19 184	34,68	10 774	33,60	3 827	33,27	1 435	29,07	2 076	25,58	685	43,51	3 020	39,44	151 362	36,90						
1XL	-	-	-	-	-	-	119	46,76	-	-	452	53,25	-	-	594	46,21	-	-	-	-	1 165	49,00						
1XS	21 049	23,45	-	-	-	-	2 574	22,05	-	-	575	22,70	-	-	393	13,88	-	-	-	-	25 646	22,79						
1XXS	-	-	-	-	-	-	-	-	-	-	-	-	-	-	-	-	-	-	-	-	-	-						
2L	23 128	46,65	16 182	47,46	220	50,00	6 370	45,16	6 850	47,13	4 618	43,23	4 142	42,29	5 445	46,02	3 355	46,97	13 354	45,83	130 659	46,09						
2L/M	16 687	41,08	13 434	42,73	-	-	7 763	40,67	9 602	42,56	3 265	39,40	3 290	40,21	5 959	40,39	3 345	45,32	8 843	47,11	119 367	42,55						
2M	14 451	35,05	5 816	38,61	-	-	13 004	36,47	15 064	38,84	1 388	30,01	1 083	34,08	2 627	36,10	893	43,67	9 185	43,51	121 772	38,31						
2S	4 187	20,81	1 885	23,04	1 501	31,36	2 785	19,80	2 042	23,91	110	20,00	359	16,87	-	-	110	35,00	2 890	33,36	29 193	26,36						
2S/M	4 822	25,45	1 992	28,73	110	44,96	4 023	26,32	6 112	31,45	315	32,17	1 144	26,72	-	-	-	-	398	36,68	29 102	29,27						
2XL	-	-	-	-	-	-	204	43,53	-	-	360	49,42	-	-	450	47,36	-	-	-	-	1 014	47,32						
2XS	209	16,00	-	-	-	-	105	14,00	-	-	-	-	-	-	110	15,61	-	-	-	-	1 908	15,22						
2XXS	-	-	-	-	-	-	-	-	-	-	-	-	-	-	-	-	-	-	-	-	-	-						
3L	6 792	38,09	3 348	38,06	1 336	30,87	3 361	32,10	3 283	37,47	3 064	34,82	2 864	34,03	10 901	36,88	1 210	35,86	901	38,75	63 481	35,46						
3L/M	2 328	28,49	1 826	36,72	-	-	3 178	34,13	2 970	32,81	110	25,00	716	32,31	1 100	33,18	550	34,20	230	31,35	33 990	35,22						
3M	8 426	25,37	2 524	31,03	469	27,83	12 302	25,88	7 236	27,38	2 422	24,75	3 322	24,40	2 485	23,43	550	30,00	923	33,19	85 301	27,41						
3S/M	1 627	21,35	644	27,76	-	-	182	6,98	34	32,15	-	-	-	-	-	-	220	33,00	-	-	5 884	24,85						
3XS	-	-	-	-	-	-	-	-	-	-	-	-	-	-	-	-	-	-	-	-	27	6,07						
3XXS	-	-	-	-	-	-	-	-	-	-	-	-	-	-	-	-	-	-	-	-	-	-						
4L	-	-	85	30,00	-	-	-	-	-	-	-	-	643	24,96	-	-	-	-	-	-	1 583	28,43						
4L/M	-	-	33	30,00	-	-	-	-	27	30,00	-	-	146	18,59	-	-	-	-	-	-	2 560	21,89						
4M	-	-	-	-	-	-	-	-	-	-	-	-	1 484	25,10	-	-	-	-	-	-	5 353	25,75						
4S	-	-	131	22,66	-	-	-	-	-	-	-	-	-	-	-	-	-	-	-	-	131	22,66						
4S/M	-	-	75	29,33	-	-	-	-	-	-	-	-	-	-	-	-	-	-	-	-	225	20,78						
Total	544 808	42,87	238 952	45,96	58 705	47,82	263 149	41,88	143 778	42,45	94 320	41,64	52 845	39,54	70 961	41,43	19 536	45,97	179 210	48,64	2 462 212	43,53						

Data disclaimer: Potatoes SA does not take responsibility for the accuracy or interpretation of company data re-purposed by 3rd parties

PTA & JHB markets: Average Prices - Different Sizes (only 10 kg bags)



DBN & CTN markets: Average Prices - Different Sizes (only 10 kg bags)



Mondial as % of total sales DBN 54%, CTN 33%
 Sifra as % of total sales DBN 14%, CTN 39%

Hectares planted to date for season 2022 versus 2021

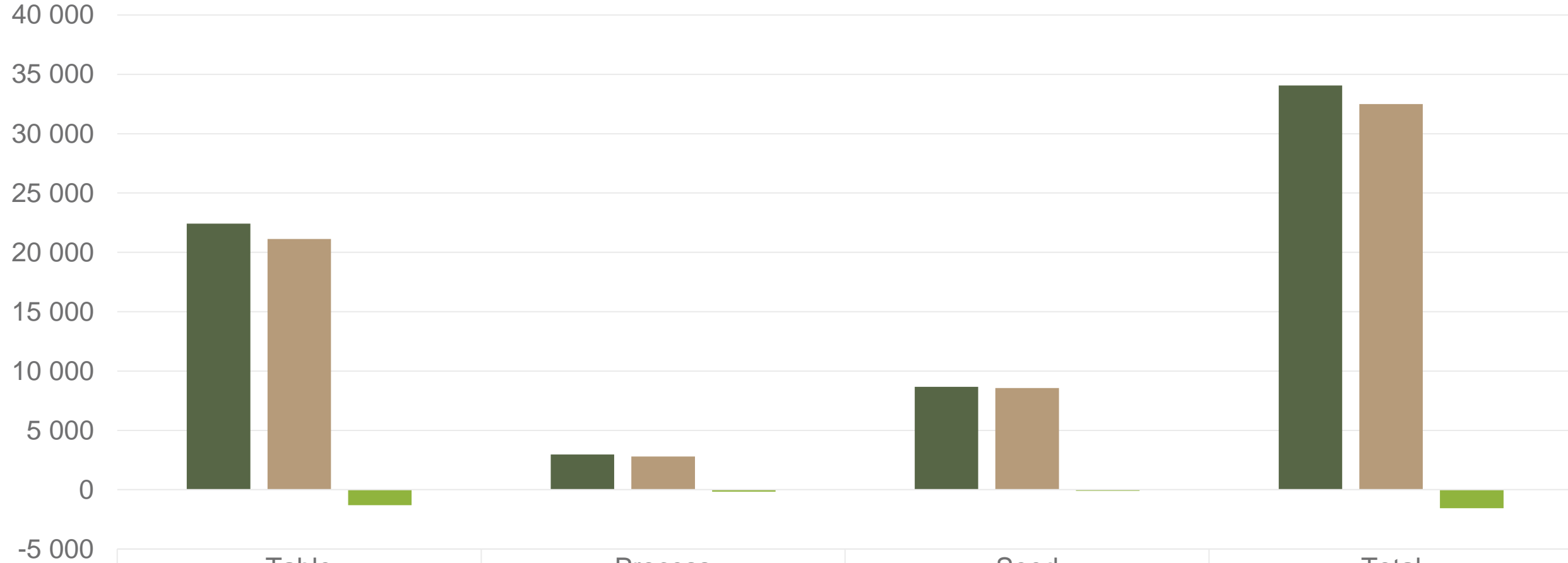


	Table	Process	Seed	Total
2021	22 426	2 964	8 671	34 061
2022	21 132	2 795	8 576	32 502
Changes	-1 294	-169	-96	-1 559


Regions finished planting: North West, Eastern Free State, Western Free State, South Western Free State, KZN (summer), North Eastern Cape, Limpopo (early), Sandveld (summer) and Northern Cape


Data disclaimer: Potatoes SA does not take responsibility for the accuracy or interpretation of company data re-purposed by 3rd parties


Thank you for your time

Feel free to contact us

 jano@potatoes.co.za
dikgetho@potatoes.co.za

 +27 (0)12 349 1906

 6 De Havilland Crescent
Persequor Techno Park
Persequor Park
Pretoria

 www.potatoes.co.za



Potatoes
Aartappels SA