



Weekly Market Information

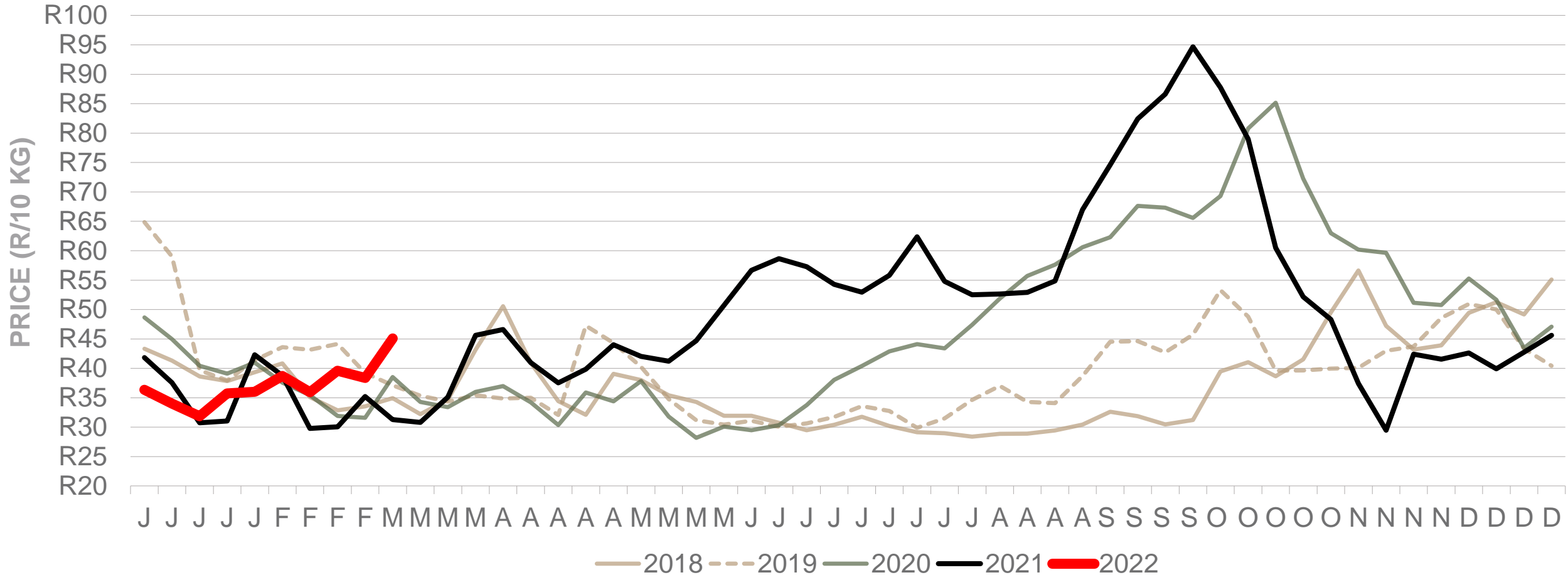
11 March 2022




Potatoes
Aartappels SA

www.potatoes.co.za

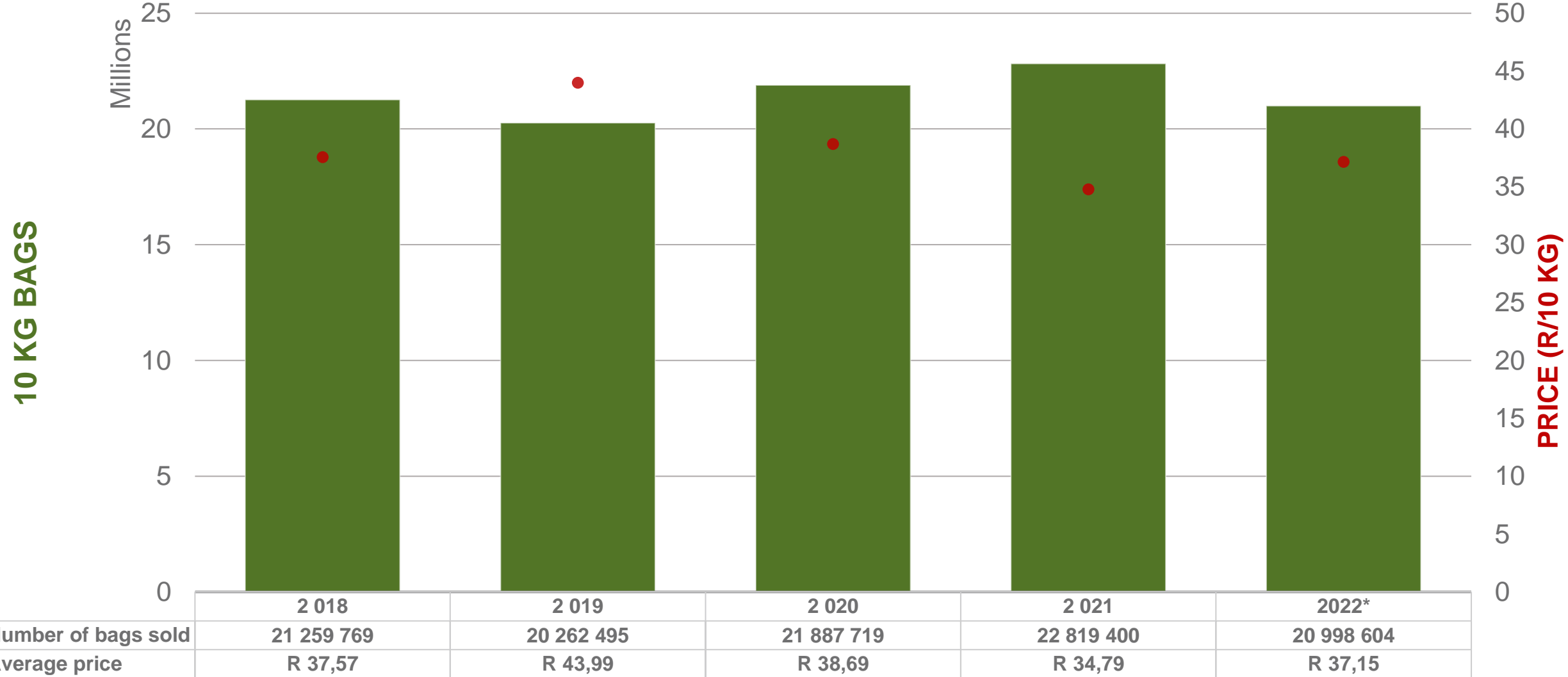
Average weekly price – all markets & all classes



Weekly price	
R45,08	 18% (week on week)

Data disclaimer: Potatoes SA does not take responsibility for the accuracy or interpretation of company data re-purposed by 3rd parties

Cumulative total number of 10 kg bags sold on markets: First ten weeks of the year 2022

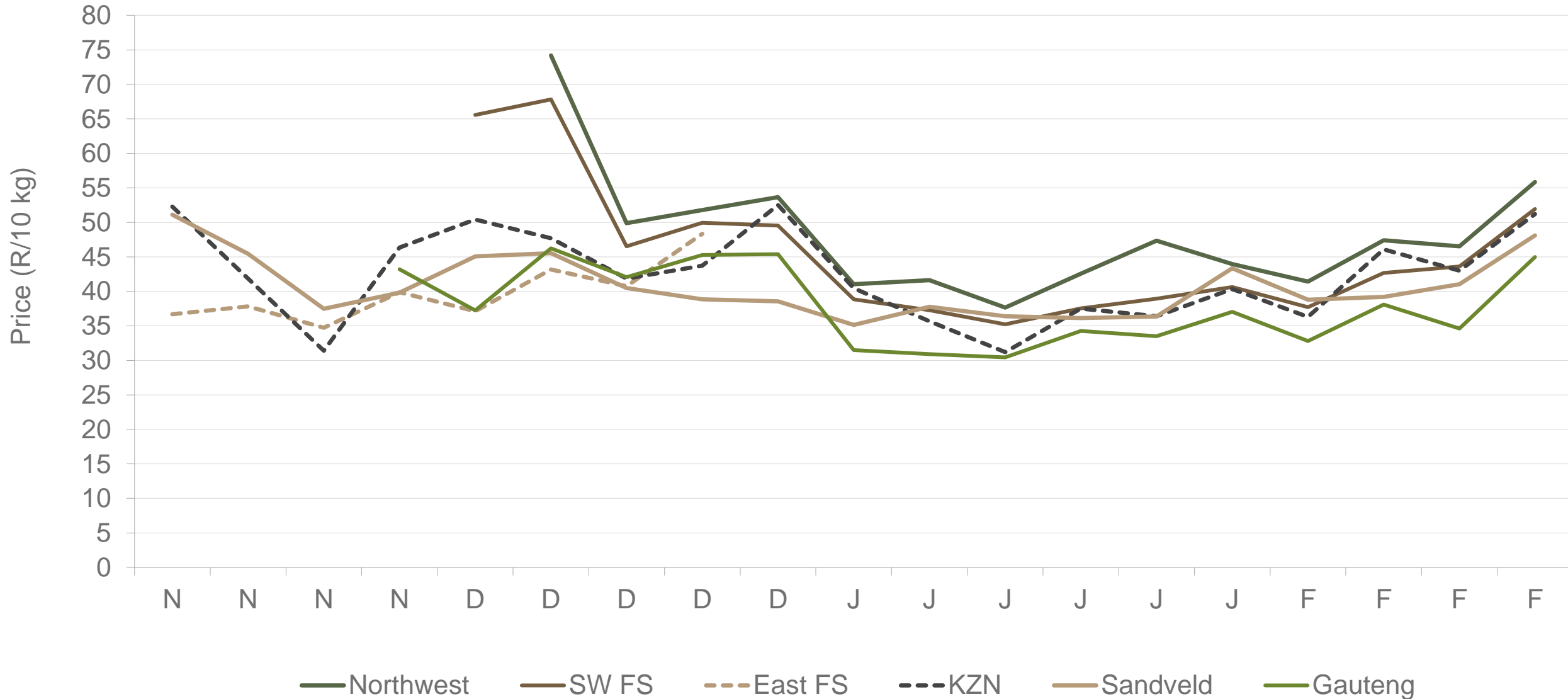


Sold 215 236 bags **less** than the **5-year average** (2017 to 2021) of the first 10 weeks of each year.

RSA daily Price versus Daily Available stocks (all classes & all sizes)

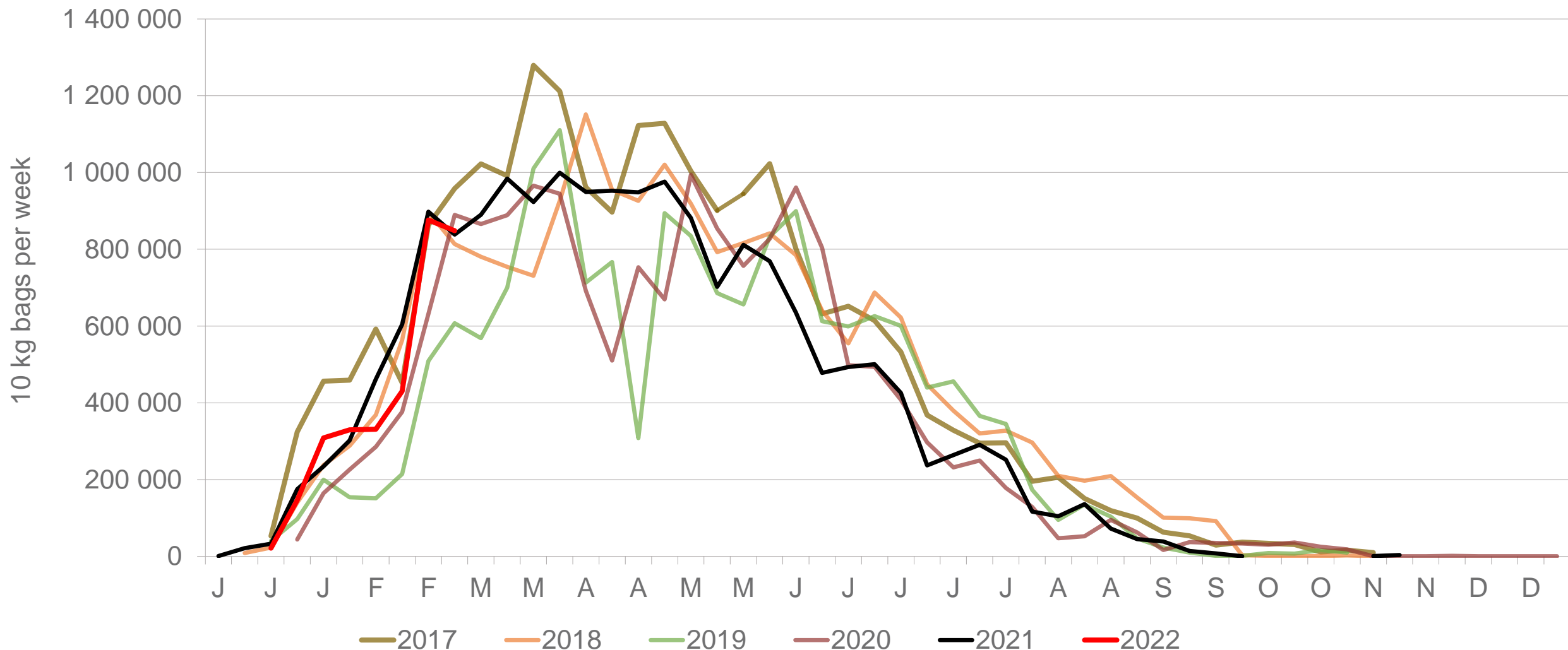


Average Class 1 Medium prices in regions



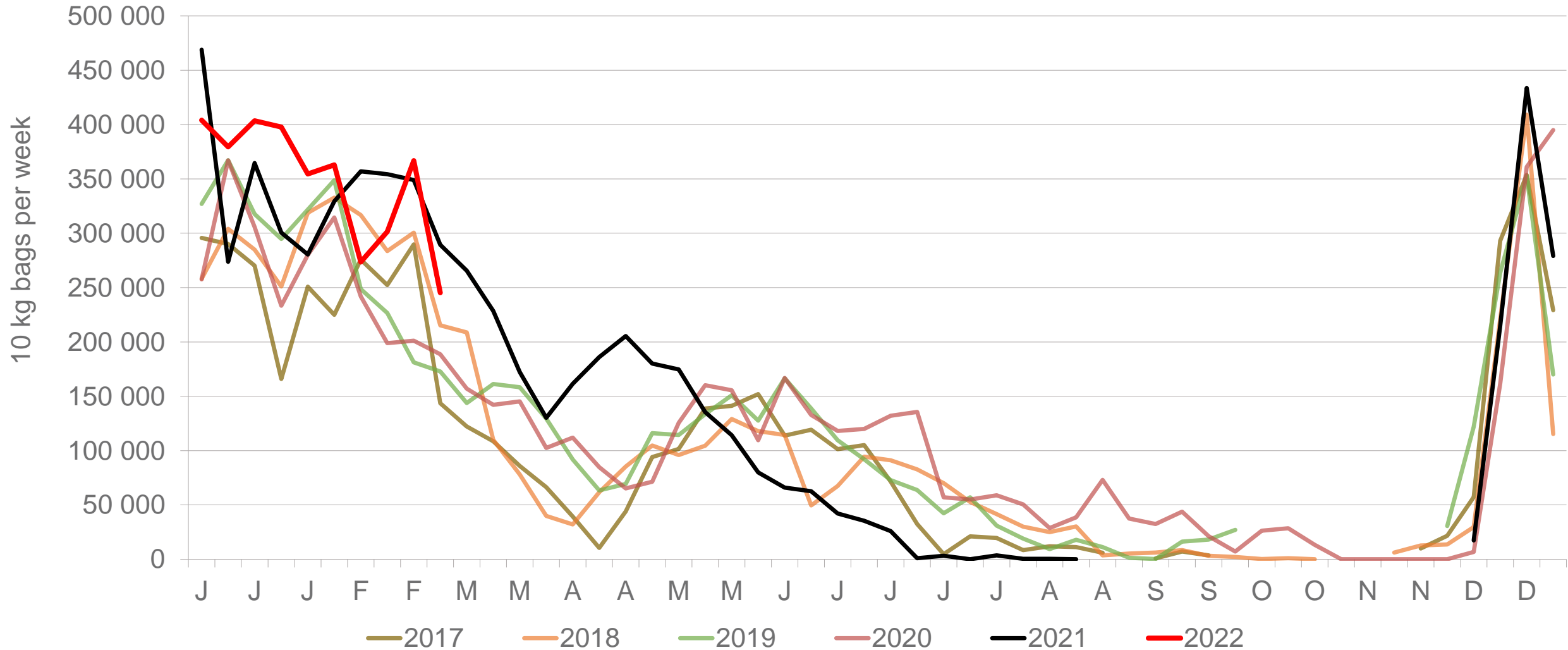
Data disclaimer: Potatoes SA does not take responsibility for the accuracy or interpretation of company data re-purposed by 3rd parties

Eastern Free State: Amount of 10 kg bags per week sold on FPMs (all classes)



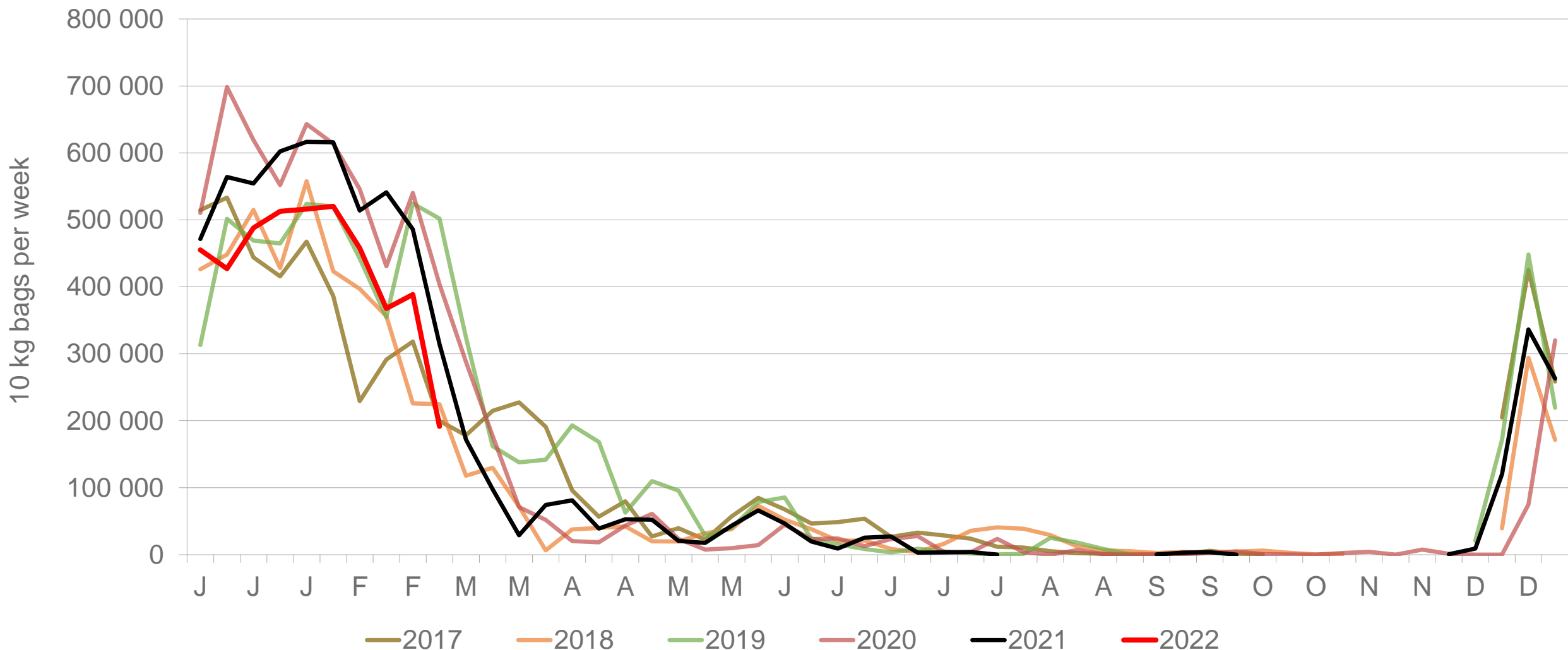
Sold 160 553 bags more than the **5-year average** (2017 to 2021) of the first 10 weeks of each year.

North West: Amount of 10 kg bags per week sold on FPMs (all classes)



Sold 672 098 bags **less** than the **5-year average** (2017 to 2021) of the first 10 weeks of each year.

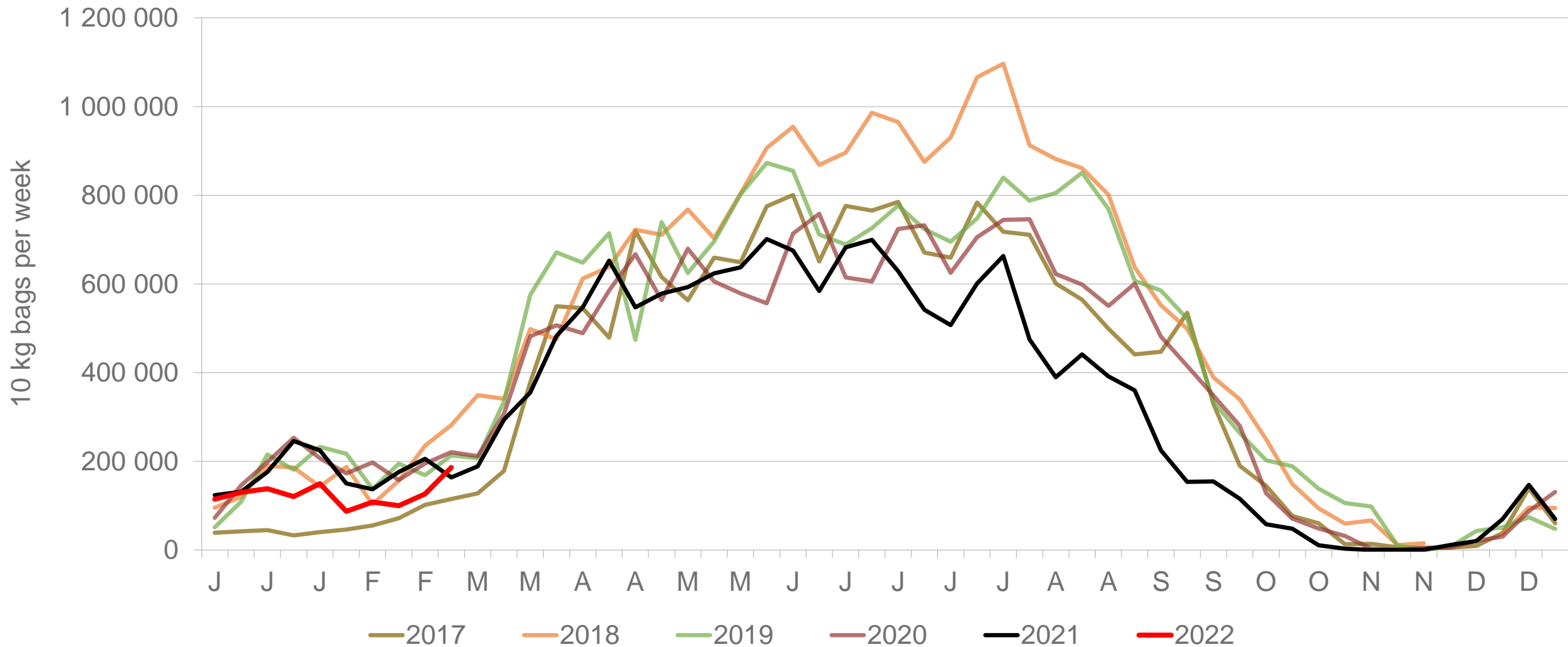
South Western Free State: Amount of 10 kg bags per week sold on FPMs (all classes)



Sold 325 966 bags **less** than the **5-year average** (2017 to 2021) of the first 10 weeks of each year.

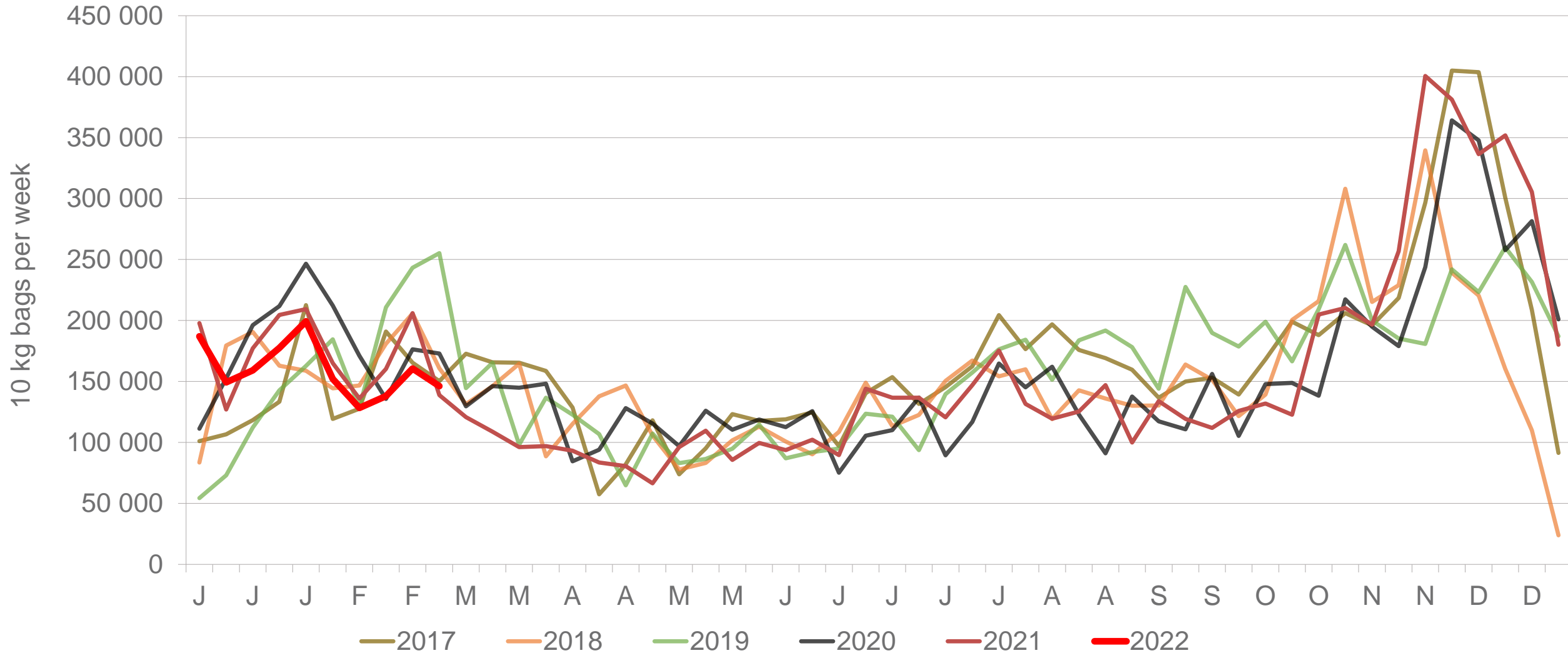
Data disclaimer: Potatoes SA does not take responsibility for the accuracy or interpretation of company data re-purposed by 3rd parties

Western Free State : Amount of 10 kg bags per week sold on FPMs (all classes)



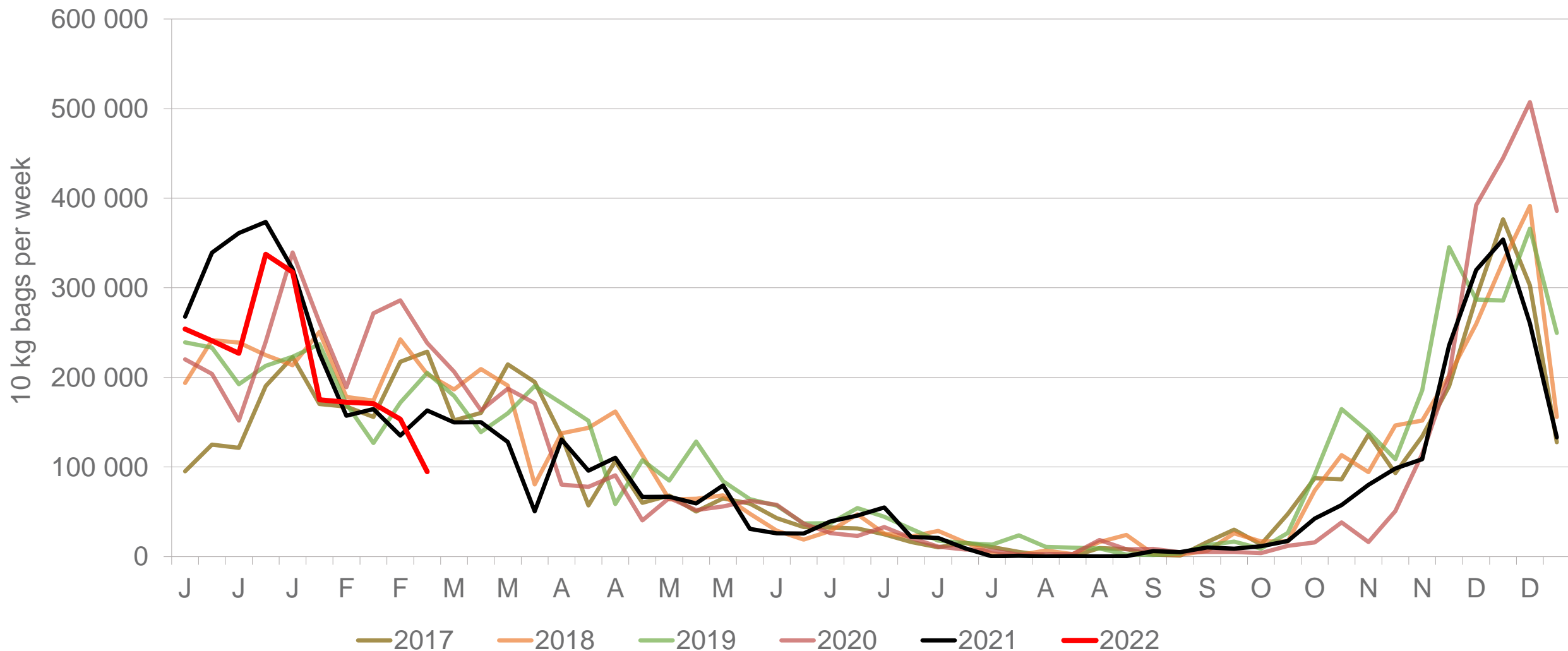
Sold 251 960 bags **less** than the **5-year average** (2017 to 2021) of the first 10 weeks of each year.

Sandveld: Amount of 10 kg bags per week sold on FPMs (all classes)



Sold 25 756 bags **less** than the **5-year average** (2017 to 2021) of the first 10 weeks of each year.

KwaZulu-Natal: Amount of 10 kg bags per week sold on FPMs (all classes)



Sold 12 566 bags **less** than the **5-year average** (2017 to 2021) of the first 10 weeks of each year.

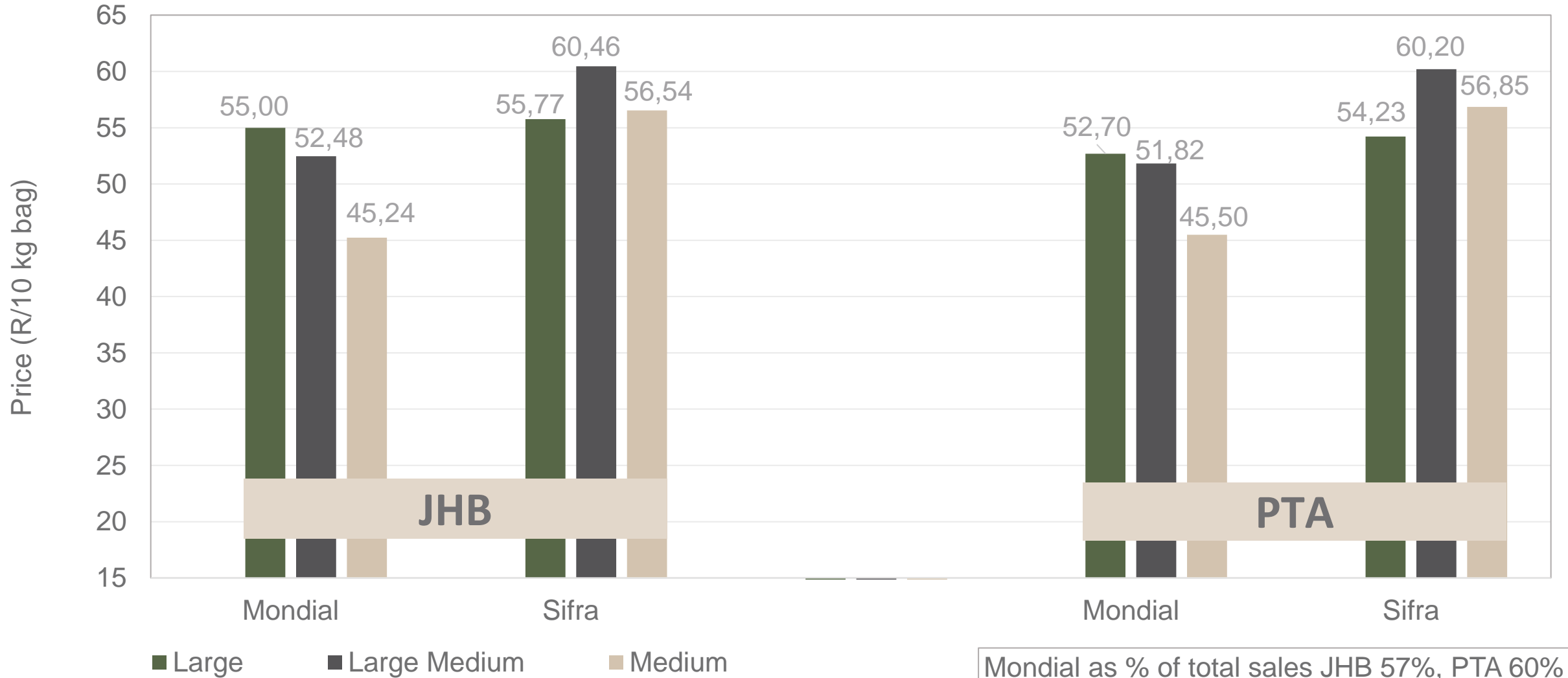
Average weekly prices and volumes for 10 kg bags of potatoes sold on selected markets from selected production regions



Klas & Grootte	Eastern Free State				North West				South Western Freestate				Western Free State				Sandveld		KwaZulu-Natal				All Regions	
	JOH		PRE		JOH		PRE		JOH		PRE		JOH		PRE		CAP		DUR		PIE		All Markets	
	Volume	Prices	Volume	Prices	Volume	Prices	Volume	Prices	Volume	Prices	Volume	Prices	Volume	Prices	Volume	Prices	Volume	Prices	Volume	Prices	Volume	Prices	Volume	Prices
	10kg	R/10kg	10kg	R/10kg	10kg	R/10kg	10kg	R/10kg	10kg	R/10kg	10kg	R/10kg	10kg	R/10kg	10kg	R/10kg	10kg	R/10kg	10kg	R/10kg	10kg	R/10kg	10kg	R/10kg
1L	98 549	55,87	44 342	54,29	32 894	52,10	8 650	53,38	3 339	56,41	736	59,35	6 348	55,29	2 650	49,08	9 838	54,80	13 508	57,16	3 592	54,92	384 100	53,44
1L/M	91 583	52,47	34 223	52,44	23 109	61,18	14 445	60,71	8 469	59,54	3 528	62,72	22 552	55,88	8 072	53,95	18 006	52,24	17 668	54,51	5 263	45,52	398 002	52,93
1M	51 450	46,17	17 231	45,76	14 424	57,29	12 061	56,30	19 561	51,39	6 409	57,37	18 181	52,47	5 916	52,93	30 617	45,84	8 675	51,08	3 593	42,13	316 084	49,28
1S	15 233	30,30	3 579	31,17	13 196	33,42	2 954	34,03	4 404	33,89	2 300	34,04	1 201	26,76	1 051	24,76	24 223	31,95	2 339	34,51	829	32,20	120 502	32,64
1S/M	9 746	36,33	2 809	38,85	9 550	45,83	3 514	45,85	5 813	40,82	3 223	44,88	4 498	42,64	2 891	39,17	-	-	110	55,00	229	45,00	87 181	41,32
1XL	4 446	53,93	-	-	45	20,00	-	-	-	-	-	-	-	-	-	-	-	-	-	-	-	-	4 491	53,59
1XS	2 852	19,95	-	-	6 660	28,84	-	-	2 657	42,28	-	-	409	32,15	-	-	-	-	-	-	-	-	13 773	28,68
1XXS	-	-	-	-	-	-	-	-	-	-	-	-	-	-	-	-	-	-	-	-	-	-	-	-
2L	45 076	43,84	31 550	45,28	2 345	47,00	6 153	42,50	122	40,90	478	52,55	4 318	43,34	3 790	44,38	2 740	42,50	3 932	51,12	229	49,09	158 272	43,94
2L/M	12 100	44,46	12 943	49,11	139	48,02	5 066	63,52	550	56,00	2 036	38,10	4 859	42,13	5 637	46,77	18 322	38,97	7 361	50,36	224	38,64	107 441	44,94
2M	13 252	38,20	4 239	43,14	985	48,06	110	42,18	603	44,03	3 308	27,06	6 734	38,10	1 876	43,95	13 318	34,02	1 861	40,28	543	36,37	86 804	38,59
2S	2 474	29,57	1 114	25,27	-	-	946	17,85	-	-	-	-	160	15,94	123	22,44	7 941	25,73	711	27,01	-	-	21 614	26,55
2S/M	859	27,80	2 213	25,25	220	40,00	-	-	1 091	30,31	220	32,00	1 987	34,56	1 100	33,65	440	13,25	48	10,00	-	-	22 427	31,26
2XL	-	-	-	-	-	-	-	-	-	-	-	-	-	-	-	-	-	-	-	-	-	-	-	-
2XS	110	15,00	-	-	-	-	-	-	-	-	-	-	-	-	-	-	-	-	-	-	-	-	1 413	14,77
2XXS	-	-	-	-	-	-	-	-	-	-	-	-	-	-	-	-	-	-	-	-	-	-	-	-
3L	14 700	37,75	14 710	38,09	612	45,94	1 963	52,68	1 411	35,02	1 060	35,79	2 341	35,69	220	38,91	72	40,00	2 467	46,51	200	39,41	79 046	36,35
3L/M	9 946	28,49	7 277	39,58	1 748	43,32	1 360	39,41	-	-	111	40,86	-	-	-	-	238	30,61	267	10,58	-	-	40 890	31,59
3M	11 220	29,06	6 296	34,26	3 223	38,50	1 522	35,86	2 960	29,15	709	32,86	5 972	21,68	2 190	24,00	3 925	21,56	677	32,32	835	35,43	77 062	26,82
3S/M	163	22,67	-	-	1 600	26,90	880	29,03	-	-	230	21,02	-	-	-	-	-	-	-	-	-	-	10 214	21,97
3XS	-	-	-	-	-	-	-	-	-	-	-	-	-	-	-	-	-	-	-	-	-	-	103	18,35
3XXS	-	-	-	-	-	-	-	-	-	-	-	-	-	-	-	-	-	-	-	-	-	-	-	-
4L	-	-	3 357	31,51	-	-	-	-	-	-	-	-	-	-	-	-	-	-	-	-	-	-	4 739	29,81
4L/M	-	-	1 089	36,90	-	-	-	-	-	-	-	-	-	-	-	-	123	20,00	-	-	-	-	2 616	27,87
4M	-	-	3 137	29,40	-	-	-	-	-	-	440	29,47	-	-	2 886	20,08	-	-	1 619	34,00	422	26,77	12 949	23,55
4S	-	-	175	18,35	-	-	-	-	-	-	-	-	-	-	-	-	-	-	-	-	-	-	287	15,47
4S/M	-	-	-	-	-	-	-	-	-	-	-	-	-	-	-	-	-	-	-	-	-	-	110	11,16
Total	384 177	47,10	190 925	46,40	110 750	49,39	60 650	52,01	50 980	47,62	26 711	44,84	79 560	46,95	38 402	44,04	145 940	37,79	62 394	50,47	16 015	44,64	1 984 835	45,08

Data disclaimer: Potatoes SA does not take responsibility for the accuracy or interpretation of company data re-purposed by 3rd parties

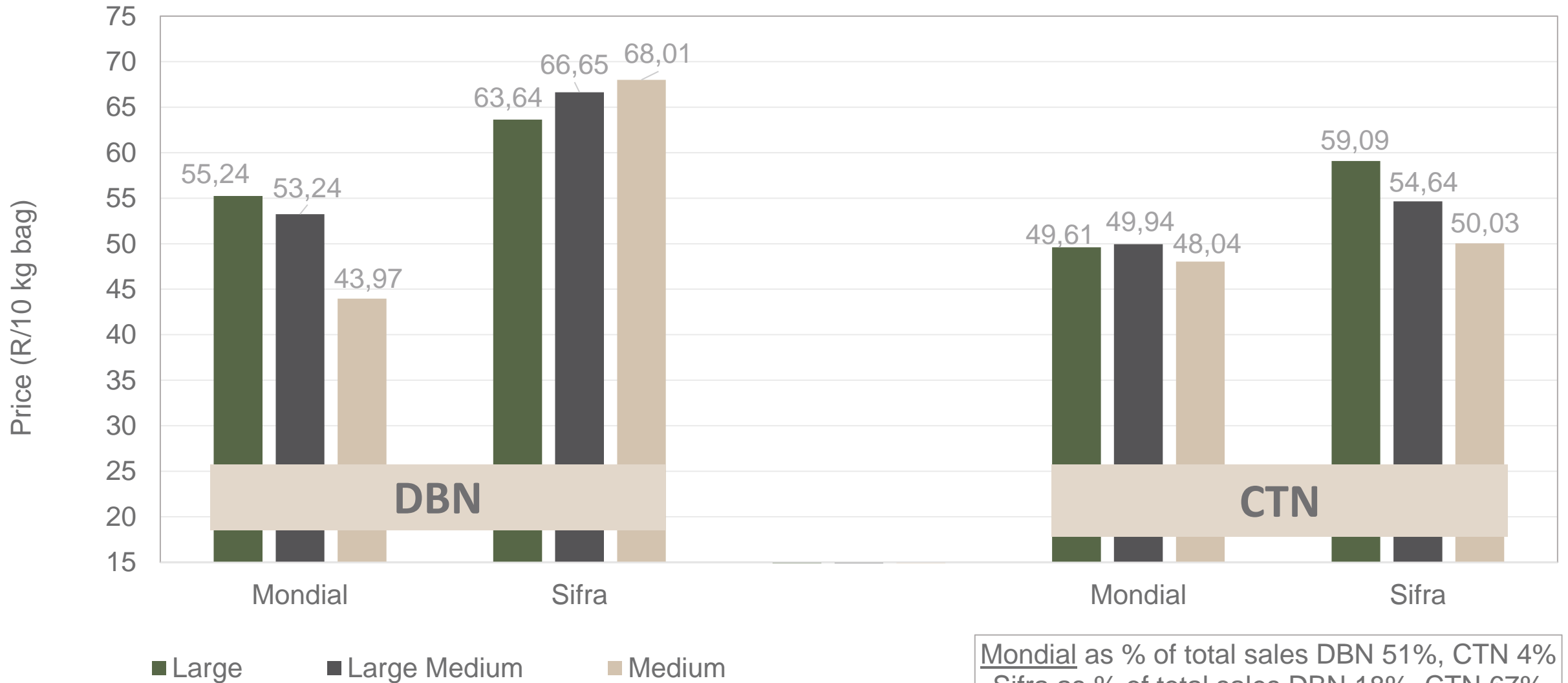
PTA & JHB markets: Average Prices - Different Sizes (only 10 kg bags)



Mondial as % of total sales JHB 57%, PTA 60%
 Sifra as % of total sales JHB 30%, PTA 25%

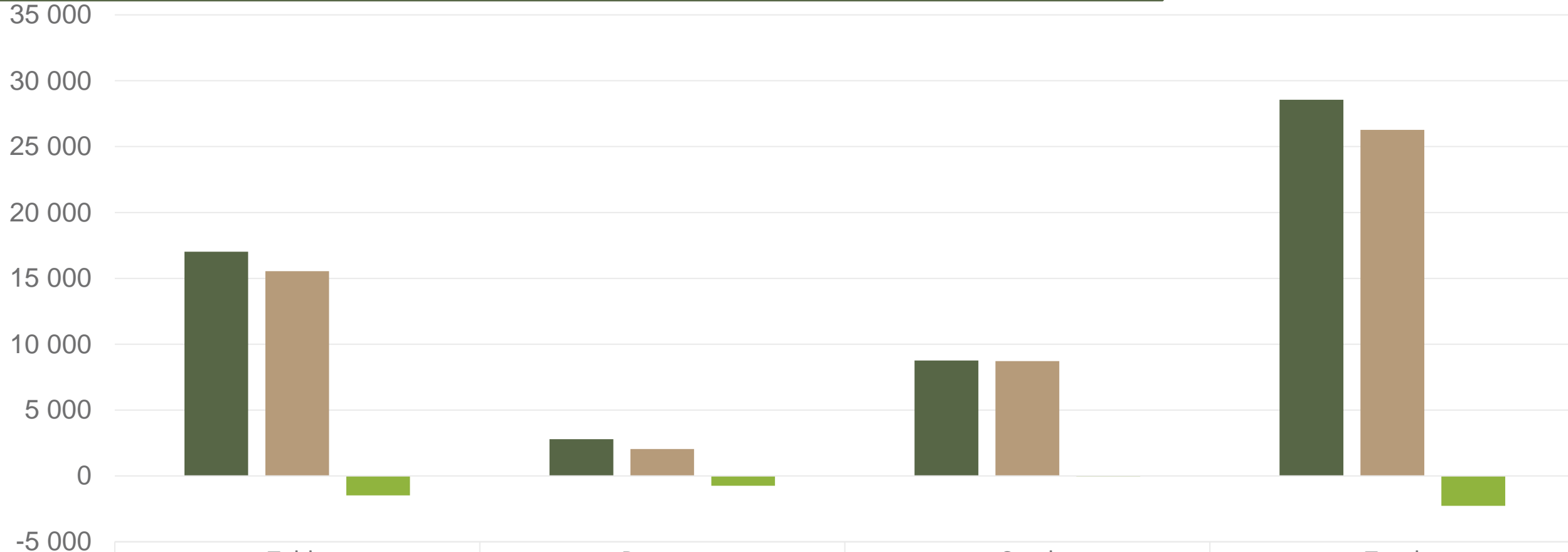
Data disclaimer: Potatoes SA does not take responsibility for the accuracy or interpretation of company data re-purposed by 3rd parties

DBN & CTN markets: Average Prices - Different Sizes (only 10 kg bags)



Mondial as % of total sales DBN 51%, CTN 4%
 Sifra as % of total sales DBN 18%, CTN 67%

Hectares planted to date for season 2022 versus 2021





Regions finish planting: North West, Eastern Free State, Western Free State, South Western Free State, KZN, North Eastern Cape and Northern Cape


Data disclaimer: Potatoes SA does not take responsibility for the accuracy or interpretation of company data re-purposed by 3rd parties


Thank you for your time

Feel free to contact us on:

 jano@potatoes.co.za
dikgetho@potatoes.co.za

 +27 (0)12 349 1906

 6 De Havilland Crescent
Persequor Techno Park
Persequor Park
Pretoria

 www.potatoes.co.za

 Potatoes
Aartappels SA



**Potatoes
Aartappels SA**